



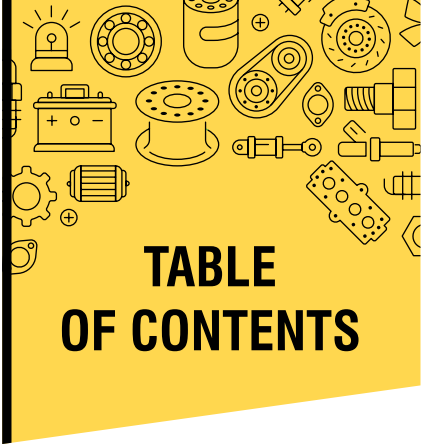
**2023-2024**  
EDITION

# PRODUCT LINE **OVERVIEW**



**NEW REPLACEMENT PARTS** FOR HEAVY EQUIPMENT

QUALITY WITH VALUE...  
**GUARANTEED™**



**AIR INLET & EXHAUST SYSTEM** ..... 1  
 Exhaust Manifolds ..... 2  
 Single Manifolds ..... 2  
 Group Manifolds ..... 3  
 Mufflers ..... 4  
 Mufflers For Komatsu® ..... 6  
 Exhaust Pipes ..... 7  
 Inlet & Exhaust Pipes ..... 7  
 Exhaust Pipes For Komatsu® ..... 11  
 Inlet Pipes ..... 11

**TURBOCHARGERS** ..... 12  
 C Series Turbochargers ..... 16  
 D Series Turbochargers ..... 17  
 Turbochargers For Komatsu® ..... 18  
 Turbocharger Heat Shields ..... 18  
 Bearings ..... 18  
 Composite Bearings ..... 20  
 Bearing Sleeves ..... 21  
 Bushings ..... 30  
 Bushings For Komatsu® ..... 41  
 Bearings ..... 42  
 Sleeves ..... 52  
 Spherical Bearings ..... 54  
 Spherical Bearing Races ..... 57  
 Spherical Bearings For Komatsu® ..... 57  
 Tapered Bearings ..... 58  
 Tapered Roller Bearing Assemblies ..... 63  
 Tapered Roller Bearing Assemblies For Komatsu ..... 63  
 Roller Bearings ..... 63  
 Roller Bearings For Komatsu® ..... 66  
 Needle Bearings ..... 67

**BELTS & HOSES** ..... 72  
 V-Belts ..... 73  
 V-Belt Komatsu® ..... 83  
 V-Belt Set Komatsu® ..... 2 Pack 83  
 V-Belt Set Komatsu® ..... 3 Pack 83  
 Belts By Size ..... 83  
 Serpentine Belts ..... 86  
 Belt Tensioners ..... 88  
 Pulleys ..... 88  
 Rubber Hoses ..... 92  
 Radiator Hoses ..... 92  
 Water Hoses ..... 93  
 Aftercooler Air Hoses ..... 93  
 Fumes Disposal Hoses ..... 94  
 Engine Oil Cooler Hoses ..... 94  
 Radiator Hoses ..... 94  
 Specialty Hoses ..... 94  
 Clamps ..... 95  
 Clamp-V Band ..... 99  
 Stainless Steel Hose Clamps ..... 100  
 High Torque Hose Clamps ..... 103  
 Spring Loaded T-Bolt Clamps ..... 104  
 Fuel Line Clamps ..... 104  
 Specialty Clamps ..... 105

**BRAKING & FRICTION** ..... 106  
 Brake Actuators ..... 107


Brake Actuator Kits ..... 107  
 Braking Systems Parts ..... 107  
 Master Cylinders ..... 107  
 Master Brake Cylinders ..... 107  
 Wheel Cylinders ..... 107  
 Braking System Repair Kits ..... 107  
 Brake Pedals & Valves ..... 108  
 Combination Pedal & Valves ..... 108  
 Brake Pedals ..... 108  
 Brake System Valves ..... 108  
 Miscellaneous Braking System Parts ..... 109  
 Brake Pads ..... 110  
 Brake Lining ..... 110  
 Brake Band Lining Kits ..... 111  
 Shoe Lining And Bands ..... 111  
 Specialty Brake ..... 112  
 Friction Discs ..... 112  
 Brake Discs ..... 112  
 Brake Discs For Komatsu® ..... 112  
 Friction Discs ..... 113  
 Friction Discs For Komatsu® ..... 114  
 Steering Discs ..... 114  
 Steering Discs For Komatsu® ..... 114  
 Powertrain ..... 115  
 Transmission Discs ..... 115  
 Transmission Discs For Komatsu® ..... 117  
 Clutch Discs ..... 118  
 Differential Discs ..... 118  
 Drive Axle Discs ..... 118  
 Final Drive Discs ..... 118  
 Torque Converter Discs ..... 119  
 Transfer Case Discs ..... 119  
 Winch Discs ..... 119  
 Power Shift Control Discs ..... 119  
 Miscellaneous Discs ..... 119  
 Pilots ..... 120  
 Friction Discs & Plates For Komatsu® ..... 120  
 Plates For Komatsu® ..... 121  
 Air Compressor Repair Kits ..... 124  
 Air Compressor Piston & Rings ..... 124  
 Air Compressor Blocks & Crankshafts ..... 125  
 Air Compressor Head Assemblies ..... 125  
 Air Compressor Governors ..... 125  
 Air Compressor Miscellaneous Parts ..... 126

**CABIN & ACCESSORIES** ..... 128  
 Cabin Glass ..... 129  
 Backhoe Loader Glass ..... 129  
 Bulldozer Glass ..... 130  
 Excavator Glass ..... 130  
 Excavator / Material Handler Glass ..... 131  
 Mini Excavator Glass ..... 131  
 Motor Grader Glass ..... 132  
 Wheel Loader Glass ..... 132  
 Wheel Loader / Integrated Tool carrier Glass ..... 133  
 Wheel Loader / Integrated Tool carrier / Vibratory Compactor Glass ..... 133  
 Track Loader Glass ..... 133  
 Articulated Truck Glass ..... 133  
 Skid Steer Glass ..... 134  
 Wiper Window System ..... 134  
 Wiper Blades ..... 134  
 Wiper Arms ..... 135  
 Wiper Motors ..... 136  
 Wiper System Parts ..... 137  
 Gauges ..... 137  
 Coolant Temperature Gauges ..... 137  
 Coolant Temperature Mechanical

Gauges ..... 138  
 Oil Temperature Gauges ..... 138  
 Oil Temperature Mechanical Gauges ..... 139  
 Hour Meter Gauge ..... 139  
 Oil Pressure Gauges ..... 140  
 Fuel Pressure Gauges ..... 140  
 Air Pressure Gauges ..... 141  
 Water Pressure Gauges ..... 141  
 Tachometer Gauges ..... 141  
 Electrical Gauges ..... 142  
 Fuel Level Gauges ..... 142  
 Sight Glass Gauge ..... 142  
 Pressure Senders ..... 143  
 Gas Springs ..... 143  
 Support-Steps ..... 144  
 Plates For Steps ..... 144  
 Mirrors ..... 145  
 Mirrors For Komatsu® ..... 146  
 Fuel Caps ..... 146  
 Fuel Caps For Komatsu® ..... 147  
 Seats ..... 147

**COOLING SYSTEM** ..... 154  
 Oil Coolers ..... 155  
 Engine Oil Coolers ..... 155  
 Internal Oil Cooler Units ..... 157  
 Radiator Oil Coolers ..... 157  
 Transmission / Hydraulic Oil Coolers ..... 158  
 Specialty Oil Coolers ..... 158  
 Komatsu® Oil Coolers ..... 158  
 Radiators ..... 159  
 Radiator Cores ..... 159  
 Folded Core Radiators ..... 160  
 Radiator & Oil Coolers ..... 160  
 Radiator Cores For Komatsu® ..... 161  
 Radiator Cooling Fans Standard & Reversible ..... 161  
 Radiator Cooling Fans (Metal) ..... 161  
 Radiator Cooling Fans Reversible ..... 162  
 Radiator Cooling Fans (Composite) ..... 163  
 Fan Adapters ..... 164  
 Fan Drives ..... 164  
 Fan Parts ..... 164  
 Fan Guards ..... 165  
 Refrigerant Condenser Fans ..... 165  
 Water Temperature Regulators ..... 165  
 Water Pumps ..... 166  
 Water Pumps For Cummins® ..... 169  
 Water Pump Impellers ..... 169  
 Water Pump Impellers For Komatsu® ..... 170  
 Rubber Impellers For Marine Water Pumps ..... 170  
 Sea Water Pumps & Components ..... 170  
 Water Pumps & Components ..... 170  
 Water Pumps For Komatsu® ..... 173

**ELECTRICAL PARTS** ..... 174  
 Alternators ..... 175  
 Alternators For Komatsu® ..... 177  
 A/C Compressor ..... 178  
 A/C Compressors For Komatsu® ..... 178  
 A/C Compressor Parts ..... 178  
 A/C Receiver Dryers ..... 179  
 A/C Receiver Dryers For Komatsu® ..... 179  
 A/C Accumulators ..... 180  
 A/C Parts ..... 180  
 Alarms & Horns ..... 180  
 Horns (Electrical) ..... 181  
 Horns (Air) ..... 181  
 Armatures ..... 181  
 Circuit Brakeers ..... 182  
 Brushes ..... 183  
 Starter Brushes ..... 183  
 Brush Kits For Starter Motors ..... 183





Starter Brush Holders & Plates .....	184	Starting Motors Parts .....	213	Oversize Valve Seat Inserts .....	278	Shroud Heels .....	328	Vane Pumps .....	368	Link Assemblies .....	422
Alternator Brushes .....	184	Air Starting Motors / Ingersoll Rand® ..	216	Engine Valve Springs .....	278	Compact Caps .....	328	Hydraulic Pumps For Komatsu® .....	369	Undercarriage System .....	423
Electrical Terminals .....	185	Air Starting Motors Parts /		Dual Valves Springs .....	278	Router Bits .....	328	Vane Pump Cartridges .....	369	Rims 424 & Wheels .....	424
Cable Terminals .....	185	Ingersoll Rand® .....	216	Single Valve Springs .....	279	Cleaner Bars .....	328	Hydraulic Motors .....	371	Backhoe Wheels .....	424
Battery Post Terminals .....	185	<b>■ DIESEL ENGINE COMPONENTS .....</b>	<b>218</b>	Engine Valve Rotocoils .....	281	Bolt-On Corner Adapters .....	329	Drive Motors .....	372	Backhoe Loader Pads .....	424
Electrical Terminal Kits .....	185	Engine Blocks .....	220	Oil Shields .....	282	Bolt-On Uni-Tooth .....	329	Hydraulic Cylinders .....	372	Tie Rods & Sockets 425	
Terminal Connector Kits .....	186	Custom Engines .....	220	Engine Mounts .....	283	Bolt On Center Adapter 2 Holes .....	329	Hydraulic Cylinders for Backhoes &		Rods .....	425
Deutsch™ DT Series Connectors .....	186	Inframe Overhaul Kits .....	220	Engine Ferrules & Seals .....	283	Heavy Duty Adapters .....	330	Excavators .....	377	Sockets .....	425
Deutsch™ HD20 Series .....	186	Inframe Overhaul Kits For Backhoe		<b>■ FILTERS .....</b>	<b>284</b>	Bolt On Center Adapters 3 Holes .....	330	Hydraulic Oil Filters .....	379	Pins 425	
Electrical Fuses .....	186	Applications .....	221	Air Filters .....	285	Weld On Double Strapped Adapters .....	330	Standard Efficiency Oil .....	379	Control GP - Bucket .....	425
Blade Type Fuses .....	186	Premium Inframe Overhaul Kits .....	221	Primary Air Filters .....	285	Flush Mount Adapters .....	331	Standard Efficiency Oil Filters For		Boom GP .....	426
Blade Type Mini Fuses .....	186	3054 Engine Kits .....	222	Secondary Air Filters .....	288	Weld On Bottom Straps .....	331	Komatsu® .....	380	Mounting GP .....	426
Cartridge Type Fuses .....	186	3056 Engine Kits .....	223	Air Filters For Komatsu® .....	290	End Bit & Hardware .....	331	Advanced Efficiency Oil Filters .....	380	Linkage GP .....	426
Glass Tube Fuses .....	187	3064 Engine Kits .....	224	Cabin Air Filters .....	291	End Bits For Komatsu® .....	334	Ultra High Efficiency Oil Filters .....	381	Bar GP .....	426
Gas Engine Spark Plugs .....	187	Crankshafts .....	224	Cabin Air Filters For Komatsu® .....	293	Edge Segments - Half Arrow .....	334	Fire Resistant Oil Filters .....	382	Frame GP .....	426
Combustion Exhaust Spark Plugs .....	187	Engine Bearings .....	225	Air Filter Indicators .....	293	Half Arrow Wear Plates .....	336	Dump Pumps .....	383	Axle GP .....	426
Governors .....	187	Main Bearings .....	225	Oil Filters .....	294	Side Cutters .....	336	Hydraulic Steering Control Units .....	383	Hitch GP .....	426
Fuel System Governors .....	187	Undersize & Oversize Bearings .....	228	Engine Oil Filters .....	294	Cutting Edges .....	337	Flanges .....	384	Guard GP .....	426
Air Compressor Governors .....	187	Undersize Main Bearings .....	228	Engine Oil Filters For Komatsu® .....	295	Cutting Edges / Backhoe Loader .....	337	Excavator Couplings .....	384	Bucket GP .....	426
Lighting .....	188	Undersize & Oversize Main Bearings .....	233	Hydraulic Oil Filters .....	296	Cutting Edges / Dozer .....	338	Hydraulic Hoses .....	384	Cylinder & MTG GP .....	426
Led Lamp Group .....	188	Crankshaft Bushings (Front Main Bushing) ..	234	Hydraulic Oil Filters For Komatsu® .....	297	Cutting Edges For Komatsu® Dozer .....	341	Wiper Rod Seals .....	388	Blade GP .....	426
Sealed Lamps .....	188	Crankshaft Thrust Plate / Washer 234		Transmission Oil Filters .....	298	Cutting Edges / Excavator .....	342	U-Cup Seals .....	388	Miscellaneous Pins .....	427
Driving & Traffic Lights .....	188	Oversized Crankshaft Thrust Plate		Transmission Oil Filters For Komatsu® ..	299	Cutting Edges / Motor Grader .....	342	Hydraulic Cylinder Seal Kits .....	389	Arm GP .....	427
Lamp Assembly Kits .....	189	/ Washer .....	235	Fuel Filters .....	299	Cutting Edges / Skid Steer Loader .....	344	Hydraulic Cylinder Seal Kits		Pivot Pins .....	427
Lamp Groups .....	189	Connecting Rod Bearings .....	236	Water Separator Fuel Filters .....	300	Cutting Edges / Wheel Loader .....	345	For Komatsu® .....	397	Rubber Tracks .....	427
Signal, Stop Lamps And Lenses .....	190	Undersize Connecting Rod Bearings .....	238	Fuel Filters For Komatsu® .....	303	Cutting Edges For Komatsu®		<b>■ POWERTRAIN .....</b>	<b>398</b>	Compact Track Loaders .....	429
Standard Lights .....	190	Undersize & Oversize Connecting		Water Separator Fuel Filters		Wheel Loader .....	348	Bevel Gears & Gear Sets .....	399	Driver Lug .....	429
Lamp Bulbs .....	190	Road Bearings .....	242	For Komatsu® .....	304	Cutting Edges / Wheel Tractor		Gears .....	399	Heavy-Duty Carcass .....	429
Warning Lights .....	190	Connecting Rod Bearing Kits .....	242	Fuel Filter Screens .....	304	Scraper .....	348	Carriers 401		<b>■ Tread Pattern .....</b>	<b>429</b>
Amber Led .....	190	Connecting Rod Bushings .....	243	Fuel Pump & Water Separator		Motor Grader Inserts .....	349	Carriers For Komatsu® .....	403	<b>■ CABLES .....</b>	<b>432</b>
Spherical Led Head .....	191	Camshaft Bushings .....	244	Fuel Filters .....	304	Bit Cutters .....	349	Drums .....	403	Braking System Cables .....	432
Thin Aux. Led With Rectangular Bezel ..	191	Oversize Camshaft Bushing .....	245	Screens & Strainers .....	305	Bit Cutters Reference Chart .....	350	Spider Universal Joints .....	404	Cables For Electrical & Starting	
Flashing / Rotating Warning Lights .....	191	Camshaft Thrust Plate .....	245	Air Inlet Pre-Screen .....	305	Chocky Bars & Wear Buttons .....	350	Transmission Seal Rings .....	404	Systems .....	433
Linear Actuators Parts .....	192	Balance Shaft Bushings .....	245	Screens .....	305	<b>■ New Excavator Buckets .....</b>	<b>352</b>	Torque Convertor Stators .....	405	Cables For Lock System .....	433
Sensors .....	193	Idle Gear Bushings .....	246	Strainers .....	306	<b>HARDWARE PARTS .....</b>	<b>353</b>	Torque Convertor Impellers .....	405	Cables For Fuel System .....	433
Liquid Level Sensors .....	193	Camshafts .....	246	Strainers For Komatsu® .....	307	Adapters .....	353	Final Drive For Excavator .....	405	Frame And Body Cables .....	433
Liquid Level Sensors For Komatsu® .....	193	Camshafts For Komatsu® .....	248	Fuel Injectors .....	309	Bolts .....	354	Final Drive & Swing Components .....	406	Undercarriage Track Adjuster Cables ..	433
Position Sensors .....	193	Lifters .....	248	Fuel Injectors Remanufactured .....	312	Bonnets .....	354	Excavator Gears .....	406	Powertrain Cables .....	433
Pressure Sensors .....	194	Liners .....	249	Nozzles .....	309	Fuel Injection .....	354	<b>■ GASKETS &amp; SEALS .....</b>	<b>407</b>	Operator Cables .....	433
Oil Pressure Sensors For Komatsu® .....	196	Wet Liners .....	249	Plungers & Barrels .....	309	Oil Cooler 354		Manufacturing .....	407	<b>■ Winch Control Cable .....</b>	<b>433</b>
Temperature Sensors .....	196	Dry Engine Liner .....	249	Service Groups .....	309	Oil Cooler Transmission .....	354	Gaskets Material .....	408	<b>■ TOOLS &amp; SUPPLIES .....</b>	<b>434</b>
Temperature Sensors For Komatsu® .....	198	Dry Engine Liner For Komatsu® .....	250	Fuel Line Assemblies .....	310	Connectors .....	354	ABC Gaskets Program .....	409	Grease Gun Kit .....	434
Speed Sensors .....	198	Dry Liners / Sleeves With No Flange ..	250	Fuel Line Assemblies For Komatsu® .....	311	Bushings .....	355	<b>■ UNDERCARRIAGE / FRAME &amp; BODY ..</b>	<b>412</b>	Grease Pump .....	434
Speed Sensors For Komatsu® .....	200	Dry Liners / Sleeves With No Flange		Remanufactured Fuel Injectors .....	312	Cotter Pins .....	355	Frame Assemblies .....	413	Crimping Tool .....	435
Sensing And Sending Devices .....	200	For Komatsu® .....	250	Diesel Fuel Lift Pumps .....	313	Dowels .....	355	Sliding Frame Assemblies .....	413	Strap Wrench .....	435
Switches .....	200	Liner Kits Series .....	250	Plunger / Manual Lift Pumps .....	313	Grease Fittings .....	356	Swing Frame Assemblies .....	413	Tetra Gauge .....	435
Starter Solenoid Switches .....	200	Liner Kits For Komatsu® .....	251	Diaphragm-Type Or Mechanical .....	313	Grease Pumps .....	356	Bogies .....	413	Assortment Kits .....	435
Ignition Switches .....	201	Pistons .....	252	Electrical Lift Pump .....	314	High-Head Bolts .....	356	Bogie Major .....	413	O-Ring Kits .....	435
Ignition Switches (Keyed) .....	201	Pistons For Komatsu® .....	257	Fuel Additive .....	314	Lifting Eyebolts .....	357	Bogie Minor .....	413	Electrical Kits .....	435
Ignition Switches (Not Keyed) .....	202	Piston Kits .....	257	Fuel Injectors Remanufactured .....	312	Lock Nuts .....	357	Equalizer Bars .....	413	Lubrication Kits .....	435
Ignition Switch Key (Replacement) .....	202	Piston Pins .....	258	Nozzles .....	309	Nuts .....	357	Rollers .....	413	<b>■ Other Tools &amp; Supplies Available .....</b>	<b>436</b>
Pushbutton Switches .....	202	Piston Pins For Komatsu® .....	259	Plungers & Barrels .....	309	Heavy Nylon Locknuts .....	357	Single Flange .....	413	<b>■ COLLECTIBLE REPLICAS .....</b>	<b>437</b>
Rotary Switches .....	202	Piston Ring Sets .....	260	Service Groups .....	309	Motion Transfer Devices .....	358	Double Flange .....	414	Caterpillar® .....	437
Toggle Switches .....	203	Piston Ring Sets & Components .....	261	Fuel Line Assemblies .....	310	Rod Ends .....	358	Top Rollers .....	414	<b>■ Komatsu® .....</b>	<b>440</b>
Rocker Switches .....	203	Piston Ring Sets .....	262	Remanufactured Fuel Injectors .....	312	End Yoke .....	358	Mini Excavator Rollers .....	414	<b>■ PROMOTIONAL MERCHANDISE .....</b>	<b>441</b>
Horn Switches .....	203	Piston Ring Sets For Komatsu® .....	263	Diesel Fuel Lift Pumps .....	313	Ball Joint .....	358	Idlers .....	414	Apparel .....	441
Temperature Sensing Switches .....	204	Connecting Rods .....	263	Plunger / Manual Lift Pumps .....	313	Roll Joint .....	358	Sprockets & Segments .....	415	Safety .....	442
Pressure Sensing Switches .....	204	Connecting Rod Kits .....	263	Diaphragm-Type Or Mechanical .....	313	Screws .....	358	Sprocket Segments .....	415	Caps .....	443
Liquid Level & Flow Switch .....	206	Engine Oil Pumps 264		Electrical Lift Pump .....	314	Self-Locking Nylon Patched .....	359	Bronze Wear Strips .....	416	Bags .....	443
Capillary Switches .....	206	Engine Oil Pumps For Komatsu® .....	266	Fuel Additive .....	314	Rivets .....	359	Non-Metallic Strips (Nylon) .....	416	Travel .....	443
Limit Switches .....	207	Cylinder Heads .....	266	Actuators For Governors .....	314	Studs .....	359	Track Adjuster & Recoil Groups .....	416	Fashion .....	444
Magnetic Switches .....	207	Cylinder Head Assemblies		<b>■ GROUND ENGAGING TOOLS .....</b>	<b>315</b>	Snap Rings .....	360	Track Adjuster & Recoil Assembled		Office Supplies .....	444
Specialty Switches .....	208	For Komatsu® .....	268	Tips & Adapters .....	316	Woodruff Keys .....	360	Groups .....	417	Drinkware .....	445
Solenoids .....	208	Assembled Cylinder Heads .....	268	Tip Selection Guide .....	317	Woodruff Keys - Bar .....	360	Track Adjuster & Recoil Groups .....	417	Rain Gear .....	446
Fuel Shutoff Solenoids .....	208	Pre-Combustion Chambers .....	270	Side Pin Teeth .....	318	<b>■ Washers .....</b>	<b>360</b>	Spring Recoil .....	417	Stickers .....	446
Fuel Shutoff Electrical Solenoids		Engine Oil Pumps For Komatsu® .....	270	Side Pin Teeth Reference Chart .....	319	<b>HYDRAULIC SYSTEM .....</b>	<b>361</b>	Track Adjuster .....	418	Gadgets .....	446
For Komatsu® .....	209	Engine Valves .....	271	Adapters For Excavator/Backhoe/		Hydraulic Pumps .....	362	Track Adjuster Cylinders .....	418	Miscellaneous Items .....	446
Electrical Solenoids .....	209	Valves For Komatsu® .....	272	Scrapers .....	319	Gear Pumps .....	362	Track Adjuster Cylinders For		Signs .....	446
Starting Motor Solenoids .....	209	High Performance Valves .....	272	Adapter For Komatsu® Excavator .....	320	Gear Pumps For Komatsu® .....	365	Komatsu® .....	419	Seasonal Items .....	446
Semi Solid Solenoids .....	210	Engine Valve Guides .....	273	Adapters For Loaders .....	321	Piston Pumps .....	365	Track Adjuster Pistons .....	419	Freddy The Filter .....	447
Starting Motors .....	210	Valve Guides For Komatsu® .....	273	Ripper Shanks .....	322	Piston Pumps For Komatsu® .....	367	Recoil Springs .....	420		
Starting Motors For Komatsu® .....	213	Valve Seat Inserts .....	274	Shank Protectors .....	323	Hydraulic Piston Rotating Groups .....	367	Recoil Springs For Komatsu® .....	422		



## MESSAGE FROM OUR FOUNDERS

Dear Valued Customers,

The last time we wrote in 2019, we were celebrating our 40th anniversary milestone and excited about the opening of our new state-of-the-art facility, with no idea of the challenges waiting for us just around the corner. The pandemic delayed the construction and relocation, created chaos among our supply chains and vendors, and affected the health of our team and our ability to service orders.

Two years later, we are proud to say that our service and shipping, while sometimes delayed, never stopped; we managed to move over 22 million parts to our new 450,000 square foot headquarters without closing for a single day; and we kept our team intact (and actually had to hire more staff to keep up with demand).

Despite unprecedented circumstances, we can confidently say that the CTP team and our commitment to service is now stronger than ever. While our 40-year milestone was a major accomplishment, it is eclipsed by the fact that we have not only survived this pandemic; we have thrived and evolved in our procedures and ability to react to unforeseen challenges. More than ever, we are grateful for your patience and loyalty. We know that together, we can accomplish anything.



Sincerely,  
Gilberto and Teresa Uribe

Dear Stakeholders,

It's been an unforgettable two-year journey as your Executive Vice President. CTP has experienced incredible growth and exciting changes during this transformative time in our 42-year history. Among our most exciting changes was moving to a new, solar-powered facility where our employees can promote innovation, creativity, and build great relationships while contributing to the reduction of carbon emissions. Our vision was to create an ideal space that would serve as a second home for our community, and not even a pandemic could stop us from fulfilling this promise. Our building has an energy conducive to innovation, not only because it is powered by the latest environmentally-friendly technology but also because our teams can collaborate, leading to cross-departmental idea generation and encouraging great creativity among our employees. It is our ultimate goal to provide quality services and products at a great value to our customers, and our new office supports this initiative in ways we have only just begun to explore.

The CTP brand has grown along with our company store, which offers a wide selection of products for work and recreation in the construction, marine, and mining industries. Our team is extremely resourceful in finding the most competitive prices without sacrificing quality and passing on those savings to our customers across all the industries we serve. For decades, this philosophy has been evident in our expansive warehouse inventory. We are now bringing this culture to our retail offerings. We use our beloved mascot, Freddy the Robot, to connect with kids and communities outside our industries and around the world, so that we can inspire a passion for learning about how our products can help our customers build a better world.

At the core of our vision are beautifully designed spaces that are made for people, because we believe they can bring out the best in all of us. The CTP University continues to offer opportunities for our team members to grow, and we have recently introduced our Corporate Language Training program, which allows our employees to improve their business language skills so that they can better communicate with our vendors and customers both at home and abroad.

The future is bright for CTP, and expansion is not over. Our catalogue has doubled in the last two years and we continue to find new ways of improving the real-time availability of our growing inventory. We are expanding our Free Trade Zone facility, bringing huge savings to our customers as we continue to grow both domestically and internationally. We are in the process of completing a new building which will be a symbol of manufacturing in the USA, reminding us that we proudly manufacture at home and that one of our goals is to increase the presence of Made in the USA products across the globe. Our patent department is a key player in this initiative and we hope to continue making a difference in our industries by launching new CTP products and services that will catapult us into the future.

I invite you to read our new Mission and Vision statements and to re-familiarize yourself with our Guiding Values, which I hold very close to my heart. These documents will function as our compass into the future, which we are building today one precious piece at a time.



Sincerely,  
Melissa Uribe-Gil  
Executive Vice President  
Costex Corporation



## OUR MISSION

We innovate to build and uplift communities across the globe, communities that we have watched grow through our parts, services, and people. In the hands of the builders and producers of the world, one single part can help make a community whole, and one community can change the entire world. We exist to empower people from all walks of life to build their dreams piece by piece regardless of their means, because we are all part of the human family that strives to make, innovate, and improve the world. We build the future alongside the families whose livelihoods depend on our success. We make heavy equipment accessible to the smallest operation in the farthest corner of the world.

As part of the company's enduring mission, Costex strives to provide the best heavy equipment and engine parts on the market at competitive prices to its trusted customers in the construction, marine, and mining industries across more than 150 countries. The CTP brand takes our mission to heart by making the culture at Costex accessible to all, promising Quality with Value, Guaranteed™ to the members of the global community both at home and abroad.

## OUR VISION

To become a leader in the production and sale of heavy equipment parts by establishing a complete inventory of replacement parts segmented by a product line that will be readily accessible to all of our dealerships in the farthest reaches of the world, allowing us to bring innovative solutions to their daily challenges. Our goal is to live up to our ideals and showcase that we are a great company to work for by striving to create a working environment that inspires growth within our people. Costex will continue to foster sustainable innovation by remanufacturing heavy equipment parts and using solar energy to support the construction, marine, and mining industries worldwide. We will continue to make lasting contributions to the betterment of humanity for generations to come through our unwavering commitment to delivering **Quality with Value, Guaranteed™**.

# OUR GUIDING VALUES

**INNOVATION** in our products and services  
**GRATITUDE** in our actions  
**COLLABORATION** in our projects  
**TRUST** in our relationships  
**EXCELLENCE** in all we practice  
**SERVICE** as our habit



## NEW PRODUCTS TO LOOK FOR...

## NEW CTP EXCAVATOR BUCKETS FOR 320, 416, 420 EXCAVATORS



FIND MORE IN  
PAGE 352

## FUEL FILTERS FOR KOMATSU®

FIND MORE IN  
PAGE 303



## PISTONS FOR KOMATSU®

FIND MORE IN  
PAGE 257



## MAIN BEARINGS FOR KOMATSU®

FIND MORE IN  
PAGE 225



## NEW LINER KITS FOR KOMATSU®



FIND MORE IN  
PAGE 251

## CYLINDER HEADS FOR 3126B, 3126E, C7, C7.2



FIND MORE IN  
PAGE 266

## 1980

Costa Export is incorporated. Specializing in sourcing and selling replacement parts for heavy equipment.

CTP se incorpora como Costa Export especializada en la venta de partes de reemplazo para maquinaria pesada.



## 1982

Costa Export changes its name to Costex Tractor Parts, a division of Costex Corporation.

Costa Export changes its name to Costex Tractor Parts, a division of Costex Corporation.



## 1987

Costex Tractor Parts moves to a 25,000 sq.ft. facility.

CTP se traslada a un establecimiento con más de 25.000 ft2.



## 2007

A new distribution center is opened in Dallas, TX to serve the Central and West Coast regions of the U.S. Totalling over 220,000 sq.ft. of warehouse space.

Se abre un nuevo centro de distribución en Dallas, TX con el propósito de abastecer rápidamente las regiones Pacíficas y Centrales de los Estados Unidos. Ahora con 220.000 ft2 de almacenamiento.



## 2008

CTP is named "Business of the Year" by South Florida Business Journal and Regions Bank.

CTP es nombrada "Empresa del año" por South Florida Business Journal y Regions Bank.



## 2011

CTP becomes an ISO 9001-2008 Certified Company.

CTP es certificada por ISO 9001-2008.

CTP Launches CTPTV. CTP inaugura CTPTV. 

CTP acquires more warehouse space, for a total of over 400,000 ft2 (37,000 m2). CTP adquiere más espacio de almacén, por un total de más de 400.000 ft2 (37.000 m2).



## 1990

Costex Tractor Parts participated in its first trade show in Macon.

Costex Tractor Parts participa en su primera feria en Micon.



## 1996

Costex proves continuous growth by occupying a larger facility in front of one of South Florida's busiest highways, with over 50,000 sq. ft. of warehouse space.

Costex muestra su crecimiento continuo adquiriendo una bodega más amplia frente a una de las autopistas más grandes. Ahora con 50.000 ft2 de almacenamiento.



## 1998

CTP brand is trademarked throughout the world.

CTP brand is trademarked throughout the world.



## 2012

CTP formed CTP Boxes & Packaging. Thus providing a one-stop shop to our customers for their packaging solutions.

CTP creó a CTP Boxes and Packaging, para proporcionar a nuestros clientes soluciones de empaque.



## 2017

CTP launches a new website with easy access from all mobile devices and compatible with all browsers. Ordering and finding parts also became conveniently easier and user friendly on our CTP online store, 24 hours a day, 7 days a week!

CTP estrena nueva web de fácil acceso desde todos los dispositivos móviles y compatible con todos los navegadores. Pedir y encontrar repuestos también se volvió convenientemente más fácil y fácil de usar en nuestra tienda en línea CTP, las 24 horas del día, los 7 días de la semana!



## 2019

CTP hosted the groundbreaking ceremony for what will be its new headquarters. The ceremony marked the beginning of the construction for the future home of Costex Tractor Parts.

Se realizó la ceremonia de inauguración de lo que será su nueva sede. El evento marcó el comienzo de la construcción de la futura casa de Costex Tractor Parts.



## 1999

CTP shifted towards manufacturing, and introduced the CTP Gasket Line. At the same time, CTP's facilities are expanded to over 160,000 sq.ft.

CTP crea su propia línea de empaquetaduras. En el mismo año extiende sus almacenes a 160.000 ft².



## 2005

CTP celebrates its 25th Anniversary.

CTP celebra su aniversario número 25.



## 2006

CTP is recognized as a "Certified Partner" by Interface Solutions Inc., for its commitment to provide 100% Asbestos-free and 100% Solvent-free gasket materials.

CTP es reconocido como "Socio Certificado" de Interface Solutions, Inc. por su compromiso de proveer material de empaquetaduras 100% libres de asbestos y solventes.



## 2020

CTP moves into its new state-of-the-art headquarters, with three stories of office space totaling 90,000 sq. Ft., two levels of warehouse space totaling approximately 380,000 sq. Ft. and the second largest solar panel roof in South Florida.

CTP se muda a su nueva sede, con tres pisos de espacio para oficinas con un total de 90 000 ft², dos niveles de espacio de almacenamiento con un total de aproximadamente 380 000 pies cuadrados y el segundo techo de paneles solares más grande del sur de Florida.



## 2021

We're proud to be featured on CBS Miami for having the second largest Solar Roof in South Florida.

Estamos orgullosos por ser reconocidos en el canal televisivo CBS Miami, por tener el segundo techo solar más grande del sur de Florida.



## 2022

The expansion to our Free Trade Zone, now boasts over 50,000 sq. ft., allowing us to continue offering our customers in over 150 countries maximum pricing benefits and savings while also retaining our flexibility and increasing our global logistics efficiency.

La expansión de nuestra Zona Franca que ahora cuenta con más de 50,000 pies cuadrados, lo que nos permite continuar ofreciendo a nuestros clientes en más de 150 países los máximos beneficios y ahorros en precios, al mismo tiempo aumentamos nuestra eficiencia logística global.





# EXHAUST MANIFOLDS I



Exhaust manifolds from CTP will help you maximize engine performance and efficiency. We utilize unique manufacturing techniques to create high-strength, low weight exhaust manifolds. They can reduce heat loss, which can lead to an added increase in horsepower and performance.

## SINGLE MANIFOLDS

Engine	Part Number	Gasket
3054	1301425	0358218
3054	6I0567	0358218
3054C, C4.4	2529612	2258536
3066	5I7547	5I7676
3066	5I8054	5I7671
3066	5I8104	5I7851
3066, C6.4	1786552	2941761
3114	7E4238	6I3034
3116, 3126	1051738	1136200
3116, 3126 MARINE	1515911	1136200
3204	8N9236	9L8027
3204	9Y5168	9L8027
3208	1W6586	9L8027
3208	8L6273	9L8027
3208	8L6274	9L8027
3304	1P1216	1W7964
3304	2P6571	9Y1979

Engine	Part Number	Gasket
3304	6N5392	8S8258
3306	9S2354	9Y1979
3306	9S2355	8S8258
3306	9S2356	8S8258
3306	9S2578	8S8258
3306, 3306B, D333C	7N3486	8S8258
C6.6	3409726	2719361
C7.1	3288709	4167727
C7.1	3842286	4167727
D315	4F7038	4F0356
D330A	1M6128	1M0090
D330A	7M4204	1M0090
D330A	7M4358	1M0090
D330A	9H4031	1M0090
S6D114E, SA6D114E	6742-01-5045	6742-01-0820
S6D95L, SA6D95L, SAA6D95LE	6207-11-5190	6207-11-5810
SAA6D107E	6754-11-5110	6754-11-5140



## GROUP MANIFOLDS

ENGINE	END	CENTER	END	GASKET
3116, 3126	6I0915	6I1099	1154144	6I3034
3126, 3126B, 3126E	1273467	1597547	1273467	2721956
3126B, C7, C7.2	1836856	1836854	1836856	2721956
3126B, C7, C7.2	2123664	2195855	2123664	2721956
3176C, 3196, C-10, C-12	4P8279	1152989	4P8280	1095313
3176C, 3196, C-10, C-12	4P8279	1152989	4P4369	1095313
3304	9L5521	9L5520	9L5519	8S6410
3306	3Y9984	8N5385	3Y9985	9Y1979
3306	8N5384	7C8281	8N5386	9Y1979
3306	2W6440	7W4473	7W4472	1W7964
3306	7W8585	9Y3530	7W8583	9Y1979
3306	7W8585	7W8584	7W8583	9Y1979
3306	8N5384	8N5385	8N5386	8S6410
3306, 3306B	8S7718	1344200	8S7716	9Y1979
3306, 3306B	8S7718	8S7717	8S7716	9Y1979
3406, 3406B, 3406C	1017352	1028502	1017352	9Y4582
3406, 3406B, 3406C	1017352	1028503	1017352	1299452
3406, 3406C	1017352	1045283	1017352	1299452
3406B, 3406C	1017352	1017354	1017352	9Y4582
3406C	1028608	1017354	1028608	9Y4582
3406C, 3406E, C15	1333359	1469445	1333359	1095313
3406C, 3406E, C-15, C-16, C16, C18	1333359	1501914	1333359	1095313
3406C, 3406E, C-15, C-16, C16, C18	1333359	1501916	1333359	1095313
3408	4N1675	4N1676		4N0789
3408, 3408B, 3408C, C15 (LH)	1078109	1078106		1299452
3408, 3408B, 3408C, C15 (RH)	1078108	1078106		1299452
3408B, 3408C	1633103	1078112		1299452
3408B, 3408C	7N5218	7N5219		7N8175
3408B, 3408C	8N0991	8N0989	8N0990	7N8175
3408E, C15 (LH)	1633103		1127750	1299452
3408E, C15 (RH)	1633103		1127751	1299452
3408B, 3408C, G3408, G3408B	1470642	4N5444 (LH)		1299452
3408B, 3408C, G3408, G3408B	1470642	8N0538 (RH)		1299452
3412, 3412C	1078106	7W8792	1078106	1299452
3412, 3412C	1078106	7W8791	1078106	1299452
3412, 3412C, 3412E	1078106	1078107	1078106	1299452
C11, C13	2319030	2472834	2319030	2382238
C11, C13	2319030	2504407	2319030	2382238
C11, C13	2319030	2504409	2319030	2382238
C15	1333359	2313462	1333359	2818261
C15	4N6926	4N6971		2818261

Part numbers are used for reference purposes only.

Costex Tractor Parts Copyright © 2023. All rights reserved.

GROUP MANIFOLDS (CONT.)

ENGINE	END	CENTER	END	GASKET
C15, C18	1333359	1501916	1333359	2818261
C15, C18	1333359	2211426	1333359	2818261
C9, C-9	1613398	1670172	2037775	1613411
C9, C-9	2037775	1924697	2037778	1613411
D333C	7L0383		7L0382	8S6410
D342	2S7268	3S2252		8H3193
D342	4S6454		3S2252	8H3190
D342	5N8657	3S2252		8H3190
D342	8H3197		8H6877	8H3190
D343	7M7140	2S2938		2M6203
D343	7M7140	2S2939		2M6203
D343	7M7140	9M1848	9M1887	2M6203
D346	1P1387	1P1388		2N553
D348	3P0038	3P0037	3P0038	2N5953
D353	5N8921	5N8879	5N8921	7M7666
D353	5N9055		5N9055	
D353	2P4597	6N7295	7M7739	7M7666
D353	7M7739	7M8265	7M7739	7M7666

MUFFLERS I



Part	Description	Application
1004594	MUFFLER	963B
1018740	MUFFLER	966F, 966F II
1023927	MUFFLER AS	375, 375 L, 5080
1077473	MUFFLER	939, 939C, D5C III
1099323	MUFFLER AS	322B LN, 322C, 322C FM, 325B L, 325C, 325C FM, M325C MH
1099463	MUFFLER AS	330B L
1121665	MUFFLER AS	D4H, D4HTSK II
1123249	MUFFLER A	12G, 140G, 14G, 160G, D6F SR, D6G SR
1125088	MUFFLER AS	D6H, D6H XL, D6H XR, D6R
1125089	MUFFLER AS	416C, 416D, 424D, 428C
1125090	MUFFLER AS	416C, 416D, 420D, 426C, 428C, 428D, 430D, 432D, 436C, 438C, 438D, 442D
1172362	MUFFLER	307, E70B
1189906	MUFFLER AS	320B
1198411	MUFFLER AS	928G, IT28G
1260734	MUFFLER AS	933, 933C, D3C III, D4C III
1278592	MUFFLER AS	416B, 428B
1278594	MUFFLER	416B, 426B, 428B, 438B, CP-433C, CS-323C, CS-431C

Part	Description	Application
1281009	MUFFLER AS	950G, 962G, IT62G
1345423	MUFFLER AS	824G, 825G, 826G, 980G
1374097	MUFFLER AS	GENERAL
1376995	MUFFLER AS	938G, IT38G
1398723	MUFFLER AS	345B, 345B L
1454585	MUFFLER AS	CS-531D, CS-533D, CS-563D, CS-573D, CS-583D
1469733	MUFFLER	953C
1492752	MUFFLER	545
1593263	MUFFLER AS	924G, 924GZ
1608583	MUFFLER AS	966G, 972G
1649633	MUFFLER	578, 583R, D8N, D8R, D8R II
1737129	MUFFLER AS	561M, D5M
1968203	MUFFLER AS	345B II, 345B II MH, W345B II
1981939	MUFFLER AS	824C, 824G, 824G II, 825G, 825G II, 826G, 826G II, 980G, 980G II
1993003	MUFFLER AS	D6N
1995067	MUFFLER AS	924G, 924GZ, 930G, IT28G
2003199	MUFFLER AS	583R, 587R, D8R, D8R II

MUFFLERS (CONT.)

Part	Description	Application
2003200	MUFFLER AS	D8R, D8R II
2010346	MUFFLER AS	120H, 12H, 135H
2056642	MUFFLER AS	330C, 330C FM, 330C L, 330C MH, 330D, 330D FM, 330D L, 330D MH, 336D, 336D L, 336D2, 336D2 L, 340D L, 340D2 L, M330D
2080421	MUFFLER AS	953C, 963C
2088088	MUFFLER AS	966G II
2128491	MUFFLER	311C, 311D LRR, 312C, 312C L, 312D, 312D L, 313D, 314D CR, 314D LCR
2128507	MUFFLER	311C, 312C L
2172728	MUFFLER	CP-533E, CS-533E, CS-54, PS-360C
2220458	MUFFLER AS	963C
2265611	MUFFLER AS	973C, D6R, D6R II, D6R STD
2299601	MUFFLER AS	D6R III, D6T, D7R XR
2317645	MUFFLER-EX	735, 740
2331254	MUFFLER AS	324D, 324D FM, 324D FM LL, 324D L, 325D, 325D FM, 325D FM LL, 325D L, 325D MH, 326D L, 328D LCR, 329D, 329D L
2355363	MUFFLER AS	414E, 416D, 416E, 420D, 420E, 422E, 424D, 428D, 428E, 430D, 430E, 432D, 432E, 434E, 442D, 442E, 444E
2355364	MUFFLER AS	414E, 416D, 416E, 422E, 424D
2396580	MUFFLER AS	345C, 345C L, 345C MH, 345D L VG, 349D, 349D L
2431675	MUFFLER AS	966H, 972H, 980C
2521152	MUFFLER AS	GENERAL
2553052	MUFFLER AS	324D L, 324D LN, 325D, 325D L, 329D L, 329D LN, M325D L MH, M325D MH
2616639	MUFFLER AS	950H, 962H, IT62H
2622757	MUFFLER AS	12H, 12H ES, 12H NA, 140H, 140H ES, 140H NA, 143H, 14H NA, 160H, 160H ES, 160H NA, 163H NA
2666213	MUFFLER AS	345C, 345C MH, 345D L, 349D L, W345C MH
2666250	MUFFLER	320C, 321C
2666251	MUFFLER	318C, 319C, 320C, 320C FM, 320C L
2666252	MUFFLER	320C, 320C FM
2698174	MUFFLER AS	GENERAL
2724673	MUFFLER	GENERAL
2724674	MUFFLER	320B
2762245	MUFFLER EX	735, 735B, 740, 740B
2867367	MUFFLER	GENERAL
2870206	MUFFLER	315C, 318B
2905638	MUFFLER AS	D5R LGP, D6K, D6K LGP, D6K XL, D6N, PL61
2941762	MUFFLER	320D, 320D FM, 320D L, 320D LN, 320D LRR, 320D RR, 321D LCR, 323D LN
2958281	MUFFLER AS	583T, 587T, D8R, D8T, PL83, PL87
2958282	MUFFLER AS	D8N, D8R, D8T
2997985	MUFFLER AS	140M
3016865	MUFFLER	120M, 12M
3053795	MUFFLER AS	140H, 143H, 14H, 160H, 163H, 16H

Part	Description	Application
3054672	MUFFLER AS	330D, 330D L, 330D LN, 330D MH, 336D L, 336D LN, 336D2, M330D
3178143	MUFFLER AS	D9T
3244083	MUFFLER AS	385C, 385C FS, 385C L, 385C L MH, 390D, 390D L
3244156	MUFFLER	320D, 320D FM, 320D GC, 320D L, 320D LN, 320D LRR, 320D RR, 321D LCR, 323D L, 323D LN, 323D SA
3244157	MUFFLER	320C, 320D, 323D L, 323D LN
3356122	MUFFLER	120K, 12K, 140K, 160K
3831510	MUFFLER AS	793F, 793F CMD, 795F AC
4152809	MUFFLER AS	236B, 236B3, 242B3, 246C, 252B, 252B3, 256C, 257B3, 259B3, 262C, 262C2, 267B, 268B, 272C, 277C, 277C2, 279C, 279C2, 287C, 287C2, 289C, 289C2, 297C, 299C
1N2936	MUFFLER A	814B, 815B, 966D
1P9139	MUFFLER GP	950, D4E
1R7158	MUFFLER	E200B
1W0370	MUFFLER A	973
1W0777	MUFFLER A	920
1W1766	MUFFLER A	936, 950, CB-534, CS-643, D6D
1W2491	MUFFLER A-EJECTOR	3406C, 3408, 3408C, 3408E, 3412, 3412C, 3456, 621B, 627F
1W2572	MUFFLER A	225
1W4187	MUFFLER A	621E, 621F, 623E, 623F, 627E, 627F
1W9229	MUFFLER A	235B, 572R, 572R II, D7G, D7G2, D7H, D7R, D7R II, D8N
1W9519	MUFFLER A	953
1W9832	MUFFLER A	943
2P2744	MUFFLER ASSY	950, 977K, 977L, D6D
2P5609	MUFFLER	GENERAL
2P6255	MUFFLER A	920, 930, 941, D4D, D4E
2W3428	MUFFLER A	235
2W3597	MUFFLER A	D4H, D4H XL, D4HTSK III, D5H, D5H XL, D5HTSK II
2W3773	MUFFLER A	3406E, 3408, 3412, 3412C, 3456, 773E, 775E, 784B, 784C, 785, 785B, 785C, C15, C18, C27, CX35-P800
2W8437	MUFFLER A	631E, 633E II, 637E, PM-565
3B6218	MUFFLER	955C, 977D
3K3124	MUFFLER	12F, 3114, 3208, 561C, 583H, 916, 920, 930, 941, D4D, D4E, D5E, D6C, IT28
4N4577	MUFFLER A	16G, 980B, C-9, C9, CX31-C9I, D8H, D8K, TH31-E61
4N5184	MUFFLER A	594H, D9H
4N5191	MUFFLER	D7G
4N6638	MUFFLER A	910, D3
4N6640	MUFFLER A	910, 931B, D3
4N8296	MUFFLER	12G, 140G, 14G, 160G
4N8297	MUFFLER GP	120G, 12G, 130G, 930R
4N8942	MUFFLER	120G
4P1463	MUFFLER	245B
4P2496	MUFFLER	988F, 988F II

Part numbers are used for reference purposes only.

Costex Tractor Parts Copyright © 2023. All rights reserved.



MUFFLERS (CONT.)

Part	Description	Application
4P4010	MUFFLER	215B
4P4757	MUFFLER	916, IT18B, IT28B
4P6548	MUFFLER	966F
4P6649	MUFFLER AS	16H NA
4W0456	MUFFLER A	3306, 3306B
4W0969	MUFFLER A	789, 789B, 789C
4W3632	MUFFLER A	235B, 235C
4W5053	MUFFLER A	814B, 815B, 966D
4W8485	MUFFLER	589, D8L, D9R
4Y4951	MUFFLER A	D6H
5I7914	MUFFLER	311
5I7935	MUFFLER	311, 311B, 312B
6I2408	MUFFLER	814F, 815F, 816F, 966F II, 970F
6I3662	MUFFLER	950F, 950F II, 960F
6I6425	MUFFLER AS	330, 330 FM L, 330 L, 330B, 330B L, W330B
6N0731	MUFFLER	572G, 977L, D7G
6N1878	MUFFLER A	120G, 12G
6N3964	MUFFLER A	215, 225
6N4183	MUFFLER A	627B
6N4184	MUFFLER A	621B
6N5437	MUFFLER	GENERAL
6N5969	MUFFLER GROUP	583K, D8K
7C3693	MUFFLER A	120H, 120H ES, 120H NA, 135H, 135H NA
7C5851	MUFFLER A	815B, 966D
7C6398	MUFFLER A	245B
7C7344	MUFFLER A	3116, 574, 574B, AP-1000, AP-1050, AP-800C, BG-225B, CP-563, CS-531C, CS-533, CS-533C, CS-563C, CS-573C, CS-583, CS-583C
7E2944	MUFFLER	950F, 950F II
7N0061	MUFFLER A	215
7N1393	MUFFLER A	824C, 826C, 980C, 980F
7N4674	MUFFLER A	931B
7N4839	MUFFLER A	637D, D44B, D550B
7N5539	MUFFLER AS	953
7N6905	MUFFLER A	772B, 773B, 773D, 775B, 775D
7N8117	MUFFLER	955L
7N9647	MUFFLER	D9H
7N9674	MUFFLER A	826C, 980C, 980F
7S8301	MUFFLER	120B, 12F, 508, 916, 926, 926A, D5, D5B
7S8443	MUFFLER	3116, 3126, 3126B, 613, 613B, 977K, 980B, D5, D5B, D6C, D6D, D6E, D6G, D6G2 LGP, D6G2 XL
7W3659	MUFFLER AS (LH)	D11N, D11R, D8L, D9N, D9R
7W5194	MUFFLER AS	428

Part	Description	Application
7W5867	MUFFLER A	D10N, D10R
7W7181	MUFFLER A (RH)	992C, 992D
7W7182	MUFFLER A (LH)	992C, 992D
7W7439	MUFFLER A	621E, 627B, 627E, 627F, 627G, 637E, 637G
7W8445	MUFFLER AS	834B, 836, 988B
7Y1508	MUFFLER	322B L, 325, 325 L, 325 LN, 325B, 325B L, M325B
7Y1978	MUFFLER	350
7Y2040	MUFFLER	320 L, 320D GC, 320D L, 323D L
8N4975	MUFFLER A	3306, 3306B, 3406, 3406B, 3406C, 3408, 769D, 771D, C27, C32, TH48-E70
8N5388	MUFFLER A	950B, 950B/950E
8S0905	MUFFLER A	14E, 627, 815, 966C, D4E SR
8S2809	MUFFLER	955K, 955L
8S4996	MUFFLER	941, D6C
8S5438	MUFFLER	D9G
8S6443	MUFFLER A	824B, C11, C13, CX31-C13I, TH35-C11I, TH35-C13I
8S6558	MUFFLER	16, 3126B, 3304, 3306, 3306B, 3406, 3406B, 3406C, 621, 623, 980, C-9, C7, C9, CX31-C9I, TH31-E61
8S6559	MUFFLER	3306B, 3406B, 3406C, 657, C15, C18, CX31-C15I, CX35-P800, TH35-C15I
9S7079	MUFFLER	3126B, C7, SPP101
9S7786	MUFFLER	3412, 3412C
9S9328	MUFFLER	3208, 3304, 3306, 3306B, 515, 518, 518C, 525, 527
9Y1403	MUFFLER A	3114, 312, 315, 315B L, 317, PS-300B
9Y4668	MUFFLER A	918F, 924F, 928F, 938F, IT18F, IT24F, IT28F, IT38F

MUFFLERS FOR KOMATSU®

Part	Description	Application
6151-11-8611	MUFFLER	6D125E, D61E, D61EX, D61PX, D68ESS, S6D125E
6221-11-5210	MUFFLER	S6D108, SA6D108
6738-11-5510	MUFFLER	PC200, PC210, PC220, PC230NHD, PW180, SAA6D102E
6743-11-5721	MUFFLER	PC300, PC300HD, SAA6D114E
6754-11-5340	MUFFLER	PC200, PC200LL, PC210, PC220, PC230NHD, PC240, SAA6D107E

INLET & EXHAUST PIPES



EXHAUST PIPES

Part No.	Clamp	Description	Application
0964204	4I7554	PIPE AS-EXHAUST	313B, 315B, 315C, 318B, 320 L, 910G, E200B
1M5270		PIPE-EXTENSION	
1N2946	8S6783	EXTENSION-EXHAUST	814B, 815B, 966D
1N4370	4P0659	TUBE-EXHAUST EXTENSION	992C, 992D
1P8460	9S8068	PIPE ASSEM.	518
1P8463	9S8071	PIPE-EXHAUST EXTENSION	518, 518C, 528, 528B, 530B
1P9377	6F8814	ELBOW	225, 229
1P9554	5S0580	PIPE	920, 941, D4D
1W0214	9S8068	PIPE AS-EXHAUST	518, 518C
1W0528	3H8604	PIPE ASSEM.	963
1W6188		ELBOW-EXHAUST	D6H, D6H XL, D6H XR, D6R
1028676	8S1460	PIPE-EXTENSION	768C, 769C, 769D, 771C, 771D
1068711		ELBOW-EXHAUST	3304, 515, 517, 518C, 525, 527
1099322	7C0752	PIPE AS-EXHAUST	322B LN, 325B L
1099464		PIPE-EXHAUST	330, 330B, 330B L, W330B
1215455	8N0878	TUBE AS-EXHAUST	631E, 633E II, 637E, 651E, 657E, D10N, D10R, D8L, D9L, D9N, D9R
1215457	8N0879	TUBE AS-EXHAUST	631E, 633E II, 637E, 651E, 657E, D10N, D10R, D8L, D9L, D9N, D9R
1215459	8N0879	TUBE AS-EXHAUST	631E, 633E II, 637E, 651E, 657E, D10N, D10R, D8L, D9L, D9N, D9R
1215461	8N0878	TUBE AS-EXHAUST	631E, 633E II, 637E, 651E, 657E, D10N, D10R, D8L, D9L, D9N, D9R
1226070	9S8068	PIPE	515, 525
1333565	8N0879	TUBE AS-EXHAUST	3408, 3412, 589, 631E, 637E, 651E, 657E, D10N, D8L, D9R
1333566	8N0878	TUBE AS-EXHAUST	3408, 3412, 589, 631E, 637E, 651E, 657E, D10N, D8L, D9R
1358167	1358168	PIPE-EXTENSION	416B, 416C, 416D, 420D, 424D, 426B, 426C, 428B, 428C, 428D, 430D, 432D, 436C, 438C, 438D, 442D
1526836		PIPE AS	950G, 962G, IT62G
1608587	8M1883	PIPE AS	966G, 966G II, 972G, 972G II

## EXHAUST PIPES (CONT.)

Part No.	Clamp	Description	Application
1764926		PIPE-EXHAUST	330 FM L, 330 L, 330B, 330B L
1838194	1W2431	PIPE AS-EXHAUST	322C, 322C FM, 324D L, 324D LN, 325C, 325C FM, 325D, 325D L, 329D L, 329D LN, M325C MH, M325D L MH, M325D MH
1852068		ELBOW-EXHAUST	938G II, 950G II, 962G II, IT38G II, IT62G II
1932839	2419265	PIPE AS	330C, 330C FM, 330C L, 330C MH, 330D, 330D FM, 330D L, 330D LN, 330D MH, 336D, 336D L, 336D LN, 336D2, 336D2 L, 340D L, 340D2 L, M330D
1968013	5I7639	PIPE	311C, 311D LRR, 312C, 312C L, 312D, 312D L, 313D, 314C, 314D CR, 314D LCR
1995977	1081770	PIPE AS-EXHAUST	D5N, D6N
2P0927	9S8068	ELBOW ASSEM.	528
2P1438	8H2758	PIPE	235, D4H, D5H, D5H XL, D5HTSK II, D6D
2P2784	8S6783	PIPE ASSEM.	572G, D7F, D7G
2P4596		ELBOW	D9G, D9H
2P4611	7S8735	PIPE	120G, 12G, 12H, 12H NA, 130G, 140G, 14G, 160G, 815B, 936, 977K, 977L, D5, D6D
2P5226	6F8814	PIPE	215
2P5608	8S6783	PIPE-EXTENSION	140G, 14G, 235, 966C, D7G
2P6249	7S8735	PIPE (Exhaust)	941, 950, CS-643, D4E, D6C, D6D
2P8912		ELBOW-EXHAUST	3304, 936, 936F, 950, 955K, 955L, CS-643, D4D, D4E, G936
2P8938		ELBOW	941, 951B, D4D
2W1080	1W6694	ELBOW AS-EXHAUST	5130, 5130B, D11N, D11R, D8L, D9N, D9R
2W1568		ELBOW AS	5130, 5130B, D11N, D11R
2W1748		ELBOW-EXHAUST	527, D4H, D4H XL, D4HTSK III, D5H, D5H XL, D5HTSK II
2W6967		ELBOW AS	589, D10N, D10R, D8L, D9L, D9N, D9R
2W7087		ELBOW-EXHAUST	963
2W8837		ELBOW AS	776C, 776D, 777, 777B, 777D
2W8843	8N4401	PIPE AS	776C, 776D, 777, 777B, 777D
2W8848		ELBOW AS	776C, 776D, 777, 777B, 777D
2114635	1768234	PIPE-EXHAUST	725, 725C, 730, 730C, 735, 735B, 740, 740B
2132264	3887016	TUBE AS	140H, 143H, 14H, 160H, 163H
2164515		PIPE GP-EXHAUST	627H, 627K, 627K LRC, 950G II, 950H, 962G II, 962H, IT62G II, IT62H
2331246	2892492	TUBE AS	345C, 345C L, 345C MH, 345D, 345D L, 345D L VG, 349D, 349D L, W345C MH
2392270	3887012	PIPE-EXTENSION	414E, 416D, 416E, 416F, 420D, 420E, 420F, 422E, 422F, 424D, 428D, 428E, 428F, 430D, 430E, 430F, 432D, 432E, 432F, 434E, 434F, 442D, 442E, 444E, 444F
2428869		PIPE-EXTENSION	793B, 793C, 793D, 793F AC, 795F AC
2552891		PIPE AS-EXHAUST	345B, 345B II, 345B II MH, 345B L, 345C, 345C L, 345C MH, 345D, 345D L, 345D L VG, 349D, 349D L, W345B II, W345C MH
2552899	7S8735	PIPE AS-EXHAUST	322C, 322C FM, 324D, 324D FM, 324D FM LL, 324D L, 324D LN, 325C, 325C FM, 325D, 325D FM, 325D FM LL, 325D L, 325D MH, 326D L, 329D, 329D L, 329D LN, M325C MH, M325D L MH, M325D MH
2552900	3887017	PIPE AS-EXHAUST	330, 330B L, 330C, 330C FM, 330C L, 330C MH, 330D, 330D FM, 330D L, 330D LN, 330D MH, 336D, 336D L, 336D LN, 336D2, 336D2 L, 340D L, 340D2 L, M330D, W330B
2666346	4I7554	PIPE	320D, 320D FM, 320D FM RR, 320D L, 320D LN, 320D LRR, 320D RR, 321C, 321D LCR
2808389	1428818	ELBOW AS-EXHAUST	226B, 226B3, 232B, 242B, 247B, 247B3, 257B
2850152	5S0580	PIPE AS-EXHAUST	D3G, D4G, D5G
3N3017		ADAPTER AS	3176B, 3176C, 3196, 3208, 3304B, 3306, 3306B, 3406, 3406B, 3406C, 3406E, 3408, 3408C, 3408E, 3412, 3412D, 3412E, 3456, 3508B, 3512B, 3516B, C-12, C-15, C-16, C12, C15, C18, C32, C7, C9, CG137-12, CX31
3N3368		PIPE	3408C, 3412, 3412C, 3412E, 776, 777, D346, D348, D349, D379, D379A, D379B, D398, D398B, D399, G398, G399, PM3412, PR-1000, PR-750B
3P0114		ELBOW-EXHAUST	120G, 130G, 3304, 930, 950
3R5327	8S1460	PIPE-EXTENSION	834B, 836, 988B

## EXHAUST PIPES (CONT.)

Part No.	Clamp	Description	Application
3S5161		ELBOW	977K, D5, D6C
3W7770	8S6783	TUBE AS	D4H, D4H XL, D4HTSK II, D4HTSK III, D5H, D5H XL, D5HTSK II
3034290		EJECTOR-EXHAUST	120M, 12M
3123542	1W2431	TUBE AS	120K, 120K 2, 12K, 140K, 140K 2, 160K
4M5589		PIPE ASSEM.	12E
4N2493		ELBOW-EXHAUST	834B, 836, 988B
4N4101		EXTENSION GP-EXHAUST	120G, 12G, 130G, 140G, 14G, 16G, 235B, 235C, 235D, D8H
4N5958	7N5686	TUBE-EXHAUST EXTENSION	621B, 657E, 992C
4N6028	6F8814	PIPE	627B
4N6639	3H8604	PIPE-EXHAUST EXTENSION	3116, 910
4N6668	8S1460	PIPE	D9H
4N8298		EXTENSION GP-EXHAUST	120G, 12G, 12H, 12H NA, 130G, 140G, 14G, 160G, 815B, 930R
4N9213		ELBOW-EXHAUST	3304B, 3306, 977K, 977L, D4E, D5B, D6C, D6D, D6E, D6G, D6G2 LGP, D6G2 XL
4N9214		ELBOW	814, 815, 816, 930R, 966C, 977K, D6C, D6D, D6E SR
4P0494	1W2431	PIPE AS-EXHAUST	973
4P4455	9Y8315	PIPE AS-EXHAUST	120H, 120H ES, 120H NA, 135H, 135H NA
4P4456		ELBOW-EXHAUST	120H, 120H ES, 120H NA, 135H, 135H NA
4P6589	2P7806 & 4P3806	PIPE AS	966F, 966F II
4S6941	5D5017	PIPE (EXHAUST)	D8H
4W5729	2P7806 & 4P3806	PIPE AS-EXHAUST	814B, 815B, 966D
5E9362	8F5714	PIPE-EXHAUST	CP-563, CS-531C, CS-531D, CS-533, CS-533C, CS-533D, CS-563C, CS-573C, CS-583, CS-583C
5I8004	5I7639	PIPE	320 L, 320B, 320B L
5I8040	0947583	PIPE	318C, 319C, 320B, 320C, 320C FM, 320C L, 320D, 320D FM, 320D FM RR, 320D L, 320D LN, 320D LRR, 320D RR, 321B, 321C, 321D LCR, 323D L, 323D LN
5L7634	5L7631	ELBOW-EXHAUST	3304, 3304B, 3306, 3306B, 3406, 3406B, 3406C, 3406E, 3456, C-15, C-16, C15, C18, CX31-C15I, CX35-P800, D330A, D333A, D333B, G3304B, G3306, G3306B, RM-250C, RR-250, RR-250B, SS-250, TH35-C15I
5M5856	5A8599	PIPE-EXTENSION	908, 914G, 931C, 933, 935C, 939, 955H, D3C III, D4C III, D5C III, IT12B, IT14G, IT14G2
5M8247	8H2758	ELBOW	D8H
6C0027	8F5714	PIPE-EXHAUST	215, D5M, D6M
6C1472	8S6783	PIPE	966D
6I2409	4P3806	PIPE	814F, 815F, 816F, 966F II, 970F
6I2819		TUBE AS	631D, 69D, 768C, 769C, 769D, 771C, 771D, 834B, 836, 988B, AD40, AD45, AE40, AE40 II, C27, C32, PM-565, PM-565B, TH48-E70
6N0622		ELBOW	12G, 140G, 14G, 160G, 977K, 977L, D6C, D6D, D6F SR, D6G SR
6N4249		ELBOW-OUTLET	834B, 836, 988B
6N5354	4U0647	PIPE	637D, D44B, D550B
6N5967		ELBOW	D8K
6N7094		PIPE ASSEM.	583K, D8K
6N7665	-	PIPE AS-EXHAUST	D5B, D5E
6N7922	5S0580	PIPE	D5B



## EXHAUST PIPES (CONT.)

Part No.	Clamp	Description	Application
6N8645	8S1460	EJECTOR ASSEM.	D9H, D9T
6N8749	5S0580	PIPE	D4E, D5E
6U6271	7E6455	OUTLET-EXHAUST	D250B, D250E, D250E II, D25D, D300B, D300D, D300E, D300E II, D350E, D350E II, D400E, D40D
7C6450	1081770	PIPE GP-EXHAUST	561M, 918F, 924F, 928F, 938F, 950F II, D5M, D6M, IT18F, IT24F, IT28F, IT38F
7C7004	1W5455	PIPE AS-EXHAUST	963
7E3509	7E3870	PIPE AS-EXHAUST EXTENSION	24M, 938G, 938G II, 950F, 950F II, 950G, 950G II, 960F, 962G, 962G II, IT38G, IT38G II
7E3560	2P7806 & 4P3806	PIPE AS-EXHAUST	966F
7E3901	8N0878 & 8N0879	TUBE	3408, 3408B, 3412, 3412C, 639D, 769C, PR-450, PR-450C, SCT673, SPS342, SPT342
7E3902	8N0878 & 8N0879	TUBE	3408, 3408B, 3412, 3412C
7E3903	8N0878 & 8N0879	TUBE	3408, 3408B, 3412, 3412C, PR-450, PR-450C
7E3904	8N0878 & 8N0879	TUBE	3408, 3408B, 3412, 3412C, PR-450, PR-450C
7E3905	8N0878 & 8N0879	TUBE-EXHAUST	3408, 3412, PR-450, PR-450C
7E3908	8N0878 & 8N0879	TUBE	639D, 769C
7E3909	8N0878 & 8N0879	TUBE	639D, 769C
7E5287		ELBOW AS-EXHAUST	589, D8L, D9R
7E9506	7E3870	PIPE AS-EXHAUST	120H, 120H ES, 120H NA, 135H, 135H NA
7E9871	1374499	PIPE-EXTENSION	428, 436, CP-433B, CP-433C, CS-431C, CS-433C
7S3625		PIPE ASSEM.	12F, D6C
7S6284		PIPE ASSEM.	561C, D5, D6C
7S6427		PIPE ASSEM.	12F, 941, D4D, D6C
7S6630		PIPE AS-EXHAUST	920
7S7117	5S0580	PIPE	215, 561C, D5, D6C
7S7128	5S0580	PIPE	941
7S7129		ELBOW	3304, 950, 951B, 955K, 955L, 966C, D5
7S7681	5S0580	PIPE	920, 930, 941, D4E
7S8736	6F8815	PIPE-EXHAUST EXTENSION	613, 936, 936F, 950, 953, 955K, 955L, 977K, 980B, D6D, D6G, D6G2 LGP, D6G2 XL, G936
7W1611	5S0580	PIPE	916, 926, 926A
7Y1315	6F8815	PIPE AS-TAIL	330, 330 FM L, 330 L, 330B, 330B L, 350, W330B
7Y1318		PIPE-EXHAUST	330, 330 FM L, 330 L
7Y1513	7C0752	PIPE AS-EXHAUST	320 L, 320B, 322B L, 325, 325 L, 325 LN, 325B, 325B L, M325B
7Y1517	7S8735	PIPE AS-TAIL	320 L, 320B, 322B L, 322B LN, 322C, 322C FM, 325, 325 L, 325 LN, 325B, 325B L, 325C, M325B
8H2718	8H2758	PIPE	D25C, D30C, D350C, D35C, D35HR, D400, D8H
8H4477	6F8814	PIPE-EXTENSION	225
8N1184		ELBOW-EXHAUST	16G, 3406, 3406B, 3406C, 3406E, 3456, C-16, RM-350B, SM-350
8N4445	8M0280	PIPE-EXHAUST EXTENSION	950B, 950B/950E
8N5387	7S8735	ELBOW-EXHAUST EXTENSION	950B, 950B/950E
8N9961		ELBOW-EXHAUST	D10N, D10R, D9L
8S0985	5S0580	PIPE-EXTENSION	941, D4D, D5, D5B, D5E, D6C
8S4652	-	PIPE	225, 641B, 650B, 772, 773

## EXHAUST PIPES (CONT.)

Part No.	Clamp	Description	Application
8S4687	6F8814	ELBOW	D8H
8S5120	7S8735	PIPE-EXTENSION	120G, 12G, 920, 930, 955L, D4D, D4E SR, D5, D5B, D6C, PR-1000
8S8981	6F8815	PIPE	955K, 955L, D5, D6C
9M2237		ELBOW	D343
9S1768	6F8815	PIPE	950, 955K, 955L, D6C, D6D, D6E
9S6120	8S1460	PIPE ASSEM.	D8H
9S7534	5S0580	PIPE-EXHAUST EXTENSION	120B, 12F, 312, 312B L, 312C, 315, 315C, 317, 3208, CS-323C
9Y0140	9Y8315	ELBOW-EXHAUST	561M, 928F, 928G, 938F, CS-563D, CS-573D, CS-583D, D5M, D6M, IT28F, IT28G, IT38F
9Y1976	8N0878 & 8N0879	ELBOW-EXHAUST	950F, 950F II
9Y2148	8N0878 & 8N0879	TUBE AS-EXHAUST	3408, 3412, 589, 631E, 637E, 651E, 657E, D10N, D8L, D9N, D9R
9Y2149	8N0878 & 8N0879	TUBE AS-EXHAUST	3408, 3412, 589, 631E, 637E, 651E, 657E, D10N, D8L, D9N, D9R
9Y2150	8N0878 & 8N0879	TUBE AS-EXHAUST	589, 631E, 637E, 657E, D10N, D8L, D9N, D9R
9Y2151	8N0878 & 8N0879	TUBE AS-EXHAUST	589, 631E, 637E, 657E, D10N, D8L, D9N, D9R

## EXHAUST PIPES FOR KOMATSU®

Part No.	Clamp	Description	Application
6151-11-4950	6138-11-5620	PIPE KOMATSU®	S6D108, S6D108E, S6D125, SA6D102E, SA6D108, SA6D108E, SA6D125E, WA470

## INLET PIPES

Part No.	Clamp	Description	Application
1P0677	5P0957	ELBOW	950, 955K, 955L, D4D
1W5344		ELBOW-EXHAUST	627B, 637D, D6D
1105960	8N0879	TUBE AS	631D, 69D, 768C, 769C, 769D, 771C, 771D, 834B, 836, 988B, AD40, AD45, AE40, AE40 II, PM-565, PM-565B
2P5472		ELBOW-EXHAUST	3306, 3306B, 980B, D6C
4N1849		TUBE-AIR	3408C, 3412, 3412C, 3412E, 3512, 631D, 637D, 639D, 69D, 768C, 769C, 769D, 771C, 771D, 772B, 773B, 773G, 775B, 775G, 777G, 834B, 836, 844K, 854K, 988B, 990, 990K, 992C, 992D, 992K
4N6748		ELBOW	D8K
4N6900		ELBOW	637D, 769C, 988B
4N6970		ELBOW	637D, 769C, 988B
4N8017	6F8814	PIPE	D6C, D6D, D6G
4N8246		PIPE-AIR TRANSFER	D6C, D6D, D6E
4N8466		ELBOW-INLET	140B, 3306, 815, 966C, D5B, D6C, D6D, D6E, D6E SR, D6F SR, D6G, D6G SR
5S1171		ELBOW	966C
7N5538		PIPE ASSEM.	953
9S7067		ELBOW-AIR INLET	572G, D6C, D6D, D7F, D7G, D7H

# TURBOCHARGERS

Our **Turbochargers** are designed to exacting standards, engineered with the best materials, and carefully assembled by hand. Our high-quality compressor wheels are machined from high-density 354 aluminum, which is stronger and has a higher tolerance for rotational speed than conventional turbocharger compressor wheels.

These special 354 alloy compressor wheels allow our turbochargers to deliver superior performance while operating at a cooler temperature over conventional turbocharger.



## TURBOCHARGERS I

Engine Model	Part No.	Cartridge	Equipment
3046	1076338	517589	939, 939C, D3G, D4G, D5C III, D5G
3046	1177867	517589	315, 315B, 315C, 317B LN, 318B
3054	1188384	614203	AP-800C, BG-225B, CB-534B, CB-534C, CB-535B, CP-433C, CS-431C, PS-200B, PS-300B, TH103, TH62, TH63, TH82, TH83
3054	1213226		315, 317
3054	1232926	1359275	914G, IT14G
3054	2197618	1662787	315B L, 554, BG-225C, M312, M315
3054	2199772	1662851	426C, 430D, 436C, 438C, 438D, 442D
3054	2199773	1662787	416C, 416D, 420D, 428C, 428D, 432D
3054	7C3446	7C4930	416, 416B, 416C, 426, 426B, 426C, 428, 428B, 428C, 436, 436B, 436C, 438, 438B, 438C
3056	1662881		924G, 924GZ
3064	1967988	517940	311C, 312C, 312C L, 314C
3064	517903	1859211	311, 312
3064	518122	517940	311, 311B, 312, 312B
3066	2228219	517589	320C
3066	2331159	517589	318C, 319C, 320C, 320D LRR, 321C
3066	2797860	517589	320C, 320C FM, 320C L, 320D, 323D L, 323D LN
3066	517952	517589	318C, 320, 320 L, 320B, 320B L, 320N
3066	518018	517589	320B, 320B FM LL, 320B U, 320C, 320C FM, 320D LRR, 321B, 321C
3114	1143601	610190	924F, IT24F
3114	610193	610190	918F, IT18F
3114	7E5187		211B
3114	9Y3124	7C6714	CB-434, E120B
3114	9Y4031	7C6714	446, 446B
3116	1005864	1005991	928F, 950F, IT28F
3116	1005865	1005992	950F, 950F II
3116	1028410	1006915	960F
3116	1030651	610175	
3116	1030655	610175	
3116	1032084	610175	

Engine Model	Part No.	Cartridge	Equipment
3116	1032085	610179	
3116	1045857	1006916	561M, 938F, 953C, AP-1000, CB-634C, CS-563C, CS-583C, D5M, D6M
3116	1055059	1006919	950F II, 960F
3116	1124896	7E4821	
3116	1144658	612290	
3116	1151179	1055064	120H NA, 135H NA, 320B, M318, M320
3116	1151181	1006916	928G, 938F, IT28G, IT38F
3116	1155853	1006915	120H, 120H NA, 135H, 135H NA, 322B, 322B L, 325B, 325B L
3116	1155854	1006915	322 FM L, 322 LN
3116	1249332	1246277	120H ES, 322B L, 322B LN, 325B L, M325B
3116	1251123	1055064	953C, AP-900B, CS-563D, CS-573D, CS-583D
3116	1251124	1055064	928G, 938F, IT28G, IT38F
3116	1251126	1251134	950F, 950F II, 960F
3116	1251128	1055064	120H NA, 135H, 135H NA, 320B
3116	1352650	1356806	120H, 120H ES, 120H NA
3116	1574386	1584645	
3116	4P2768	612278	325 L, 325 LN
3116	4P4681	612278	213B, 214B, 325 L
3116	4P4682	612278	613C II, AP-1000, AP-1050, CP-563, CS-531, CS-531C, CS-531D, CS-533, CS-533C, CS-533D, CS-563C, CS-573, CS-573C, CS-583, CS-583C, D250D
3116	4P5523	612278	320 L
3116	4P7709	612259	320 L, 322, 322 FM L, 322 LN
3116	515016	517887	E200B
3116	612260	612269	325, 325 L
3126	1981845	2063097	525B, 535B, 938G, 950G, 962G, IT38G, IT62G
3176	1741644	1679671	140H, 143H, 14H, 160H, 163H
3176	1962775	1962482	345B, 345B L
3196	1906216	1962481	365B, 365B II, 365B L
3204	6N8477	8N4780	916, 926, 953, IT18B, IT28B
3208	6N0580	4N7601	
3208	7W2874	7W2878	225D, 231D, 3208, 613C, FB221
3208	7W2875	7W2878	PR-1000
3304	2W1953	4N6860	229D, 3304, 950B, 950B/950E, CB-534
3304	4N6859	4N6860	518, 930, 950, D4D, D4E
3304	6N7924	6N7926	955K, 955L



TURBOCHARGERS (CONT.)

Engine Model	Part No.	Cartridge	Equipment
3304	7N4651	4N6860	120G, 130G, 215, 215B, 215C, 215D, 219D, 225, 225D, 229, 3304, 3304B, 518, 518C, 936, 936F, 950B, 950B/950E, 963, CS-643, D4E, D4H, D4H XL, D4HTSK III, D5H, D5H XL, D5HTSK II, E240, FB518, G936
3304	7S5739	7N7250	
3304	8S4590	7N7250	950
3304	8S9239	4N9530	955K, 955L
3304	8S9242	4N9530	951B, 955K
3304	8S9245		951B, 955K
3306	1W1227	9N0111	814B, 815B, 816B, 966D
3306	1W1228	9N0111	973
3306	1W5575	1W8695	235
3306	1W9383	9N0111	966D, 972G
3306	1067407	2191909	140H, 143H, 14H NA, 160H, 160H ES, 160H NA, 163H NA, 330, 330B, 330B L, W330B
3306	1137924	2146914	814F, 815F, 816F, 966F II, 970F, 972G, 973C
3306	1451697	1107692	R1300, R1300G
3306	1760389	2191909	330, 330 FM L, 330 L, 330B, 330B L, W330B
3306	2199711	2146914	545, 627B, 627E, 627F, 627G, 966G
3306	4N4746	7N7249	
3306	4N8969	6N1524	140B, 140G, 14G, 235, 3306, 528, 814, 815, 816, 966C, 966R, 977K, 977L, D5, D5B, D6C, D6D
3306	4N9544	4N9534	1673C, 1674, 235, 3306, D7F, D7G
3306	4N9555	8S4580	D6C
3306	4N9618	4N9536	235, 966C, 977K, D5, D6C
3306	6I3739	7E9167	350
3306	6N7519	9N0111	621R, 980B
3306	7C7576	7C7597	
3306	7C7577	7C7599	235C, 235D, 637E
3306	7C7578	7C7596	143H, 14G, 3306, 3306B, 627E, 627F, D7H
3306	7C7579	7C7596	966F, 966F II, 972G, D250B, E300, E300B
3306	7C7580	7C7598	330, 330 FM L, 330 L, 3306, 3306B, 615C, 621E, 637E, 65, D300B
3306	7C7581	7C7598	65C, 70C
3306	7C7587	7C7601	

Engine Model	Part No.	Cartridge	Equipment
3306	7C8632	7C9309	12H ES, 140G, 140H, 140H ES, 140H NA, 143H, 14H NA, 160H, 160H ES, 160H NA, 163H NA, 3306, 528B, 530B, D6H, D6H II, D6H XL, D6H XR, D7H
3306	7E0726	7C9309	D6E SR, D7H
3306	7N2515	9N0111	571G, 572G, D398, D398B, D7G
3306	7N7748	7N7750	140G, 143H, 14G, 160H, 3306, 3306B, 966C, 966R, D5B, D6D, D6D SR, D6E, D6F SR, D6G, D6G2 XL, D6H
3306	8N1441	4N9534	966D
3306	8N7320	8N7183	235
3306	8N9247	7N7750	140G, 143H, 160G, 160H, 528, D6D, D6E SR, D6G SR
3406	1W2583	8N9685	245
3406	1072060	1092196	16H NA, 583R, 824G, 825G, 826G, 980G, D8R, D8R II
3406	1072061	1092197	D8R
3406	4N7157	9L6239	245, 621B, 824C, 825C, 826C
3406	4P7499	4P7500	375, 375 L, 5080
3406	7C7690	7C7503	D8N
3406	7C9895	7C9896	245B, 3406B, 621E, 621F, 623E, 627E, 627F
3406	7E7987	7E7962	980C, 980F, 980F II
3406	7N9478	8N0817	245, 621, 621B, 623B, 627B, 824C, 825C, 826C, 980C, 983B
3406	9L6308	9L6239	16G, 3406, 3406B, 980C, 983B
3406	9N2703	9N3676	824C, 825C, 826C, 980C, 992C
3408	1W1654	1W1653	
3408	1W1809	4N7601	988B
3408	1W3439	1W1653	
3408	4P8730	4P8731	D8L, D9N, D9R
3408	4W9104	8N6553	589, 657E, D8L, D9N
3408	7N2495	6N7960	988B
3408	8N1447	1294864	D8L
3412	1W1810	1W1814	772B, 773B
3412	2W5697	7N9399	D10N, D9L
3412	7C0353	7C0354	992C, 992D
3412	7C6706		
3412	8N8312	6N3276	
3456	1922827	2024081	834G, 836G, 988G
3456	1965946	2024081	735, 773B, 773D, 773E, 775B, 824C, 824G, 824G II, 825G II, 826G II, 844, 980G, 980G II, 990 II
3456	2112254	2112255	651B, 834G, 836G, 988G

TURBOCHARGERS (CONT.)

Engine Model	Part No.	Cartridge	Equipment
3516	1153306	9Y8267	5130, 5230, 776C, 789, 789B, D11N, D11R
3516	2045462	2071333	5230B, 785C, 789C
3412	4W7500	9N3676	PR-1000, PR-750B
1673C, 1674, 3306	9N1280	4N9534	D7G
1673C, 3306	8S8039	7N7248	627, 627B, 637, D6C
1693, 3406	9L5918	4N5647	657B, 776, 992, D348
3024, 3024C, C2.2	2389349		226B, 226B3, 232B, 242B, 247B, 247B3, 257B
3044C	2354964		236B, 246C, 252B, 256C, 262C, 267B, 268B, 272C, 277C, 287C, 297C
3044C	2461271		906, 906H, 907H, 908, 908H
3044C, C3.4	3149972		236B, 236B3, 242B3, 246C, 252B, 252B3, 256C, 257B3, 259B3, 262C, 262C2, 277C, 277C2, 279C, 279C2, 287C, 287C2, 289C, 289C2
3054, 3054B	2199766	1662192	AP-800C, BG-225B, CB-534C, CB-535B, CP-433C, CS-431C, CS-433C, PF-290B, PS-200B, PS-300B, PS-360B, TH103, TH62, TH63, TH82, TH83
3054, 3056	1142577	1359275	312
3054C	2373786		414E, 416D, 416E, 416F, 420D, 420E, 420F, 422E, 422F, 424D, 428D, 428E, 428F, 430D, 430E, 430F, 432D, 432E, 432F, 434E, 434F, 442D, 442E, 444E, 444F
3054C, 3054E	2258529		CB-534D, CB-564D, TH460B
3054C, 3054E	2339534		AP-650B, AP-800D, CP-533E, CS-533E, PS-360C
3054C, 3054E, C4.4	2342988		CD-54, CP-433E, CS-433E, PF-300C, PS-150C, TH220B, TH330B, TH340B, TH350B, TH355B, TH460B, TH560B, TH580B
3054T	2205621	1662192	312C
3056E	2168685		AP-655C, M316C, M318C, M318C MH, M322C
3056E	2359694	709947-8	924G, 924GZ, 930G, IT28G
3126, 3126B, 3126E	1918028	1918031	
3126, 3126B, 3126E	1956020	1956001	
3126, 3126B, 3126E, C7	1918019	1918031	
3126B	1871603	1960268	120H, 135H, 561N, 953C, 963C, D5N, D6N

Engine Model	Part No.	Cartridge	Equipment
3126B	2500841	2619287	120K, 140G, 525C, 535C, 545C, 815B, 938G II, 950G II, 950H, 962G II, 962H, IT38G II, IT62G II, IT62H
3126B, 3126E	1955995	1956001	938G
3126B, 3126E	1974998	1918032	AP-1055D, BG-2455D, BG-260D
3126B, 3126E, C7	1956000	1956005	
3126B, C7	1770440	1956025	322C, 322C FM, 324D, 324D FM, 324D FM LL, 324D L, 324D LN, 325C, 325C FM, 325D, 325D FM, 325D FM LL, 325D L, 325D MH, 326D L, 328D LCR, 329D L, C7, M325C MH, M325D L MH, M325D MH
3176, 3176B	1011684	1021719	R1700 II
3176, 3176C	1855732	1679671	814F, 815F, 816F, 966G II
3176, 3176C	1962776	1962482	345B, 345B II, 345B II MH, 345B L, TK1051, W345B II
3306, 3306B	1W3429	1W1604	627B
3306, 3306B	1111653	4P9594	
3306, 3306B	2W1744	1W6865	D25C, D25D, D300B, D30C, D350C, D35C, D6D
3306, 3306B	2W7277	1W1604	D250B
3306, 3306B	2199710	2146914	350, 611, 615C, 637D, 637E, 637G, 972G
3306, 3306B	7C7582	7C7598	D25D, D300D
3306, 3306B, G3512	2W3556	2W3558	
3306, 3306C	1106979	1107692	
3306, 3306C	4P9584	4P9594	
3306C	1106980	1107692	
3306C	1199258	1107692	D250E, D250E II
3406, 3406B	4N6700	4N9538	
3406, 3406B	9N5264	9N5263	9N5264
3406, 3406B, 3406C	1W3728	1W3729	
3406, 3406B, 3406C	6N0577	4N7601	
3406, 3406B, 3406C	1W1052	1W1053	
3406, 3406C	7C7691	7C7503	16G, 16H NA, 578, 980C, D8N
3406, 3406C, 3406E	1795922	2024081	578, 583R, 824G, 825G, 826C, 826G, 980C, 980G, D8N, D8R, D8R II
3406, 3412	1789572	1679270	5110B, D8R, D8R II
3406, C15	2388683	2407359	583T, 587T, D8R, D8T
3406B	1107897	1107898	
3406B	7C7685	7C7693	
3406B	9Y1907	1198517	
3406B	7C6609	1198516	

TURBOCHARGERS (CONT.)

Engine Model	Part No.	Cartridge	Equipment
3406B	7C7687	7C7693	
3406B	7W7125	8N2361	
3406B	7W9472	4W5192	
3406B	7W9568	7W5972	
3406B, 3406C	1312427	1312428	
3406B, 3406C	4P2060	4P2524	
3406B, 3406C	7C6615	7C6610	D40D, RR-250, SM-350, SS-250
3406B, 3406C	7C6702	6N6130	
3406B, 3406C	7C7692	7C7631	D8N
3406B, 3406C, 3412E	1305469	1411468	HT400, PM-465, RM-350B, SM-350
3406B, 3406E	4P2064	4P2063	R2900
3406C	1196210	1196211	623F, D350E, D400E, RM-250C, RR-250B
3406C	1247622	1196211	
3406E	2080037	2078197	735, 740
3406E	1418936		
3406E, 3456	1323649	1964155	
3408	9N6753	1N3999	
3408, 3408B	1N3988	1N3999	
3408, 3408B, 3408C, 3412, 3508, 3512, G3512, G3516	1W5285	6N7960	
3408, 3408B, 3408E	1W5580	1W1653	631D, 69D, 769C, 769D, 771D, 834B, 836, AD40, AD45, AE40, AE40 II, PM-565, PR-450, PR-450C
3408, 3412	9N0888	4N7601	988B
3408B	1W3897	4N7601	631D, 633D, 637D, 639D, 768C, 769C, 771C, 834B, PM-565
3412	6N6606	6N6607	
3412, 3412C	4P2783	4P2785	
3412, 3412C	4W1237	4W1225	
3412, 3412C	6N2020	6N3902	
3412, 3412C	6N7812	6N3902	
3412, 3412C	7C2485	1W1053	
3412, 3412C, 3412E	1034051	1034052	772B, 773B, 775B
3412, 3412C, 3412E, 3512, 3516	4W1232	4W1225	
3412, 3412C, 3412E, PM3412	1418938		PR-1000
3412, 3412C, 3412E, PM3412	1444568	9N3676	PR-1000
3412, 3412C, 3512	1020290	1020292	PM3412, PM3512, SCT673, SPS342, SPT342
3412, 3412C, 3516	4W1148	4W1225	

Engine Model	Part No.	Cartridge	Equipment
3412, 3412C, PM3412	4P2784	4P2785	
3412, D399	7N3205	6N3276	
3412E	1343592	1343668	
3412E	1644610	1679269	651E, 657E, D10N, D10R, D9L
3508, 3508B, 3512, 3516, 3516B	1182987	1182988	
3508, 3512	7W8008	6N7960	
3508, 3512, 3516	1W6551	6N7960	
3508, 3512, 3516, PM3516	1182989	1182988	
3508, 3516	9Y8266	9Y8267	776C, 777B, 789, D11N
3508B, 3512B, 3516B, PM3508, PM3516	1180400	2890372	
3508B, 3512C, 3516B, PM3508, PM3516, PP3516	2454339	2464718	
3508B, 3516	3016871	3016868	776D, 777B, 777C, 777D, 789, 789B, 789C, 789D, 854G, 992G, 994F, 994H
3508B, 3516B, PM3508, PM3516, PP3516	2071351	2032155	
3512, 3512B, 3516, G3412, G3516	1020294	1020292	
3512, 3516	1020299	1004095	
3512, 3516	1020300	1004095	
3512, 3516, PM3512	1020297	1004095	
3512B	2585636	2890375	
3512B, PM3512	2598424	2891453	
D330A	3S3512	3S4009	955H

C SERIES TURBOCHARGERS

Engine Model	Part No.	Cartridge	Equipment
C4.4	3159721		416E, 422E, 428E, 428F, 432E, 432F, 434E, 442E, AP-300D
C4.4	3160468		420E, D3K XL, D4K XL, D5K LGP
C4.4	3160477		CB-54, CB-54B, CB-64, CS-54B, M313D, M315D, M315D 2, M317D 2
C4.4	3160514		SPF343C
C4.4	3269153		420F, 428E, 428F, 430F, 432E, 432F, 434E, 434F, 442E, 444E, 444F
C6.4	2056741	517589	320C, 320C FM, 320C L, 320D, 323D L, 323D LN

C SERIES TURBOCHARGERS (CONT.)

Engine Model	Part No.	Cartridge	Equipment
C6.4	2870049	517589	320D, 320D FM, 320D FM RR, 320D GC, 320D L, 320D LN, 320D LRR, 320D RR, 321D LCR, 323D L, 323D LN, 323D SA
C6.6	3159810		938H, IT38H
C6.6	3160413		938H, IT38H
C7	2375271	1956005	
C7	2507696	2619367	120K, 120K 2, 324D, 324D FM, 324D FM LL, 324D L, 324D LN, 325D, 325D FM, 325D FM LL, 325D L, 325D MH, 326D L, 328D LCR, 329D, 329D L, 329D LN, C7, C9.3, M325D L MH, M325D MH
C7	2692920	2692929	
C9	1885156	1965463	973C, D6R II
C9	1915094	1966097	330C, 330C FM, 330C L, 330C MH, 627G, MTC735, TK711, TK721, TK722, TK732, TK741, TK751, TK752
C9	2485246	2355507	330C, 330C FM, 330C L, 330C MH
C9	2507700	2355507	2290, 2390, 2391, 2491, 2590, 330D, 330D FM, 330D L, 330D LN, 330D MH, 336D, 336D L, 336D LN, 336D2, 336D2 L, 340D L, 340D2 L, 511, 521, 521B, 522, 522B, 532, 541, 541 2, 551, 552, 552 2, C9, CX31-C9I
C9	2525165	2622870	D6R, D6R III, D6R STD, D6T, D7R XR
C9	3584923	3584926	TH31-E61
C9	3584924	3586181	586C, TH31-E61
C-9	2167815	1966097	330C, 330C L, 637D, 637G
C-10	1941116	1906222	725, CPT372, R1600G, R1700G
C-10	2046489	2046520	
C-10, C-12	1906212	1906222	
C11	2472957	2574323	966H
C-12	1906205	1906222	
C-12	1906210	1906222	
C13	2395581		
C13	2472964	2747104	CX31-C13I, TH35-C13I
C13	2472965	2747104	CX31-C13I, TH35-C13I
C13	2472969	2626139	345C, 345C L, 345C MH, 345D, W345C MH
C13	2485352	2574323	16M
C13	2520205	2626139	345C, 345C L, 345C MH, W345C MH
C13	2847707		
C13	2915480	2796060	345C L, 345C MH, 345D, 345D L, 345D L VG, 349D, 349D L
C15	2303542	2626757	735, 740
C15	2321811		
C15	2385102	2407359	365C, 365C L, 365C L MH, 657E, 657G, 770
C15	2399988	1947919	CX31-C15I, TH35-C15I
C15	2400003	2555477	651B, CX31-C15I, TH35-C15I

Engine Model	Part No.	Cartridge	Equipment
C15	2514820		
C15	2627096	2678584	980H
C15	2627099	2407359	824H, 825H, 826H
C-15	1915431	2024081	
C-15	1965951	1964157	
C-15	2616857	2266636	
C-16	1947921	1947919	651B
C18	2191911	2191909	12G, 12H, 12H ES, 12H NA, 140G, 140H, 140H ES, 140H NA, 143H, 14G, 160H NA, 235B, 3306, 3306B, 572R, D6G2 LGP, D6G2 XL, D6H, D6H XL, D6R, D7G, D7G2, D7H, D7R
C18	2385105	2626756	D9T
C18	3619711	3021410	834H, 836H, 988H
C18	3620838	3021410	385C, 385C FS, 385C L, 385C L MH, 390D, 390D L
C27	2341524	2680183	D10R, D10T
C32	3027439	3021409	777F, 854K, 992K

D SERIES TURBOCHARGERS

Engine Model	Part No.	Cartridge	Equipment
D330A	3S4414	3S4007	977H
D330A	9M7524	1S2495	955H
D339	4S9706	7N7250	571A, 572E, D7E
D342	1P1163	7N7251	D8H
D342	3S4259	3S4007	D8H
D342	4N4441	7N7251	D8H
D342	4N5645	4N5649	D8H
D342	6N3253	6N3252	D8K
D342	6N7203	6N7202	583K, D8K
D342	8N5510	8N5511	583K, D8K
D353	8N6554	8N6553	594H, D9H
D353C	2P4664	4N5647	D9G, D9H
D353C, D398, D398B	6N8458	4N4040	
D379, D379A	6N8221	9N0111	
D379, D379B	6N8218	9N0111	
D398, D398A, D398B	6N8464	4N4040	
D399	3S4258	3S4007	



D SERIES TURBOCHARGERS (CONT.)

Engine Model	Part No.	Cartridge	Equipment
D399	6N8460	4N4041	
D399	8N3323	8S6009	

**TURBOCHARGERS FOR KOMATSU®**

Engine Model	Part No.	Cartridge	Equipment
6D125, 6D125E, S6D125, S6D125E	6151-81-8500		
6D125E, S6D125E	6151-82-8500		
S6D102E	6735-81-8201		
S6D102E	6735-81-8300		
S6D102E	6735-81-8400		
S6D102E, SA6D102E	6735-81-8031		
S6D105	6137-82-8200		
S6D105, S6D110, SA6D110	6138-82-8201		
S6D125	6152-81-8110		
S6D125	6152-81-8210		
S6D125	6152-83-8110		
S6D125, S6D125E	6152-81-8310		EGS240, WA470
S6D155	6502-13-2003		
S6D170, SA6D170	6505-52-5510		
S6D95L	6207-81-8130		
S6D95L	6207-81-8210		PC200
S6D95L	6207-81-8331		
SA6D102E	6736-81-8190		WA320
SA6D108	6222-81-8170		PC300
SA6D108	6222-81-8210		PC300
SA6D108-1	6222-81-8311		WA400-3 WA420-3
SA6D125E	6152-82-8210		PC400, PW400MH, WA450, WA470
SA6D140, SA6D140E	6505-52-5410		
SA6D140E	6505-65-5020		WA500
SA6D155	6502-12-9005		
SA6D95L	6207-81-8220		PC220
SAA12V140E	6505-67-5030		
SAA12V140E	6505-67-5040		
SAA4D95LE	6208-81-8100		
SAA6D102E	6738-81-8092		
SAA6D102E	6738-81-8192		
SAA6D107E	6754-81-8090		
SAA6D108E	6222-83-8171		
SAA6D114E	6743-81-8040		PC300, PC360
SAA6D114E	6745-81-8040		
SAA6D125E	6156-81-8170		PC400
SAA6D125E	6506-21-5010		WA470, WA480
SAA6D125E	6506-21-5020		PC400, PC450
SAA6D140E	6505-65-5030		

Engine Model	Part No.	Cartridge	Equipment
SAA6D170E	6502-51-5010		
SAA6D170E	6502-52-5010		
SDA6D140E	6505-65-5140		

† Please allow 30 to 45 days to get your order Komatsu® is the registered trademark of Komatsu Ltd.

**TURBOCHARGER HEAT SHIELDS**



Part No.	Description	Machine/ Engine model
1035419	SHIELD A	120H, 135H, 140H, 143H, 160H
1W7546	SHIELD-HEAT	160G
1140915	SHIELD AS	631E, 631G, 633, 637G
1140917	SHIELD AS	631E, 631G, 633, 637G, D9R
1265057	SHIELD AS	631E, 631G, 633, D9R
8N1620	SHIELD AS	631E, 657E, D8L
8N1622	SHIELD AS	631E, 657E, D8L
1N3300	SHIELD AS	631E, 657E, D9R, D10
8N1594	SHIELD AS	631E, 657E, D9R, D10
8N1616	SHIELD	631E, 657E, D9R, D10
8N1619	SHIELD	631E, 657E, D9R, D10
1265056	SHIELD AS	631E/G, 633E, 637G, 651E, 657E, D10R, D9R
8N2258	SHIELD	637G, 657E, D9R
8N2368	SHIELD AS	637G, 657E, D9R
1309117	SHIELD AS	651E, 657E, D10R
1W6183	SHIELD AS-MANIFOLD	651E, 657E, D9L, D10
1W6184	SHIELD	651E, 657E, D9L, D11
1W6185	SHIELD AS	651E, 657E, D9L, D12
1W6186	SHIELD	651E, 657E, D9L, D13
8G7194	SHIELD AS	943, 953
1W0460	SHIELD AS - RH	990, 992C, 992D
1W0464	SHIELD AS - LH	990, 992C, 992D
1W0466	SHIELD AS - LH	990, 992C, 992D
1W0458	SHIELD AS - RH	990, 992C, 992D
4N9587	SHIELD	D4E, D5E
4P3306	SHIELD-HEAT	D6R, 160G, 966F
1W6299	SHIELD AS - LH	D9L
1268525	SHIELD AS - LH	D9R



**BEARINGS**

For over 20 years, CTP has been an authorized distributor for NTN bearings. NTN bearings are among the most efficient, reliable, and high-quality products in the bearing industry.

At CTP, we have a wide range of NTN bearings in stock. Most NTN and all Bower® Tapered, Cylindrical, and Spherical roller bearings feature case-carburized components. Rings and rollers are made from case-hardened alloy steel to provide superior fatigue life and reliability.



# COMPOSITE BEARINGS



CTP Filament Wound Plastic Self-Lubricating Composite Bearings meet the need for high load, self-lubricating bearings that provide low wear rates in a wide variety of applications. Our composite bearings combine the excellent lubricating properties of filled PTFE with the high strength and stability of an oriented glass fiber wound structure.

They employ a tough, high strength composite structure consisting of epoxy-impregnated, wound glass fibers oriented to provide the radial and axial strength required to support high static and dynamic bearing loads. CTP Composite Bearings are specially designed to withstand static loads of approximately 61,000 PSI and 20,000 PSI under dynamic loading. They can also resist an impressive temperature range of -100°C to +160°C.

### Typical Applications:

- ✓ Steering linkages
- ✓ Hydraulic cylinder pivots
- ✓ King pin bearings
- ✓ Boom lifts, scissor lifts
- ✓ Cranes, hoists, lift gates
- ✓ Backhoes, trenchers
- ✓ Skid steers loaders, front-end loaders

### Features:

- ✓ High load capacity
- ✓ Excellent shock and misalignment resistance
- ✓ Excellent contamination resistance
- ✓ Very good friction and wear properties
- ✓ Good chemical resistance



PTFE Fabric

Fiberglass Backing

Part No.	Description
1K8041	926, 926A, 930, 930R, IT28
1545404	414E, 416C, 416D, 416E, 416F, 420D, 420E, 420F, 422E, 422F, 424D, 426C, 428C, 428D, 428E, 428F, 430D, 430E, 430F, 432D, 432E, 432F, 434E, 434F, 436C, 438C, 438D, 442D, 442E, 444E, 444F, 450E, 450F
1832358	416C, 416D, 420D, 424B, 424B HD, 424D, 426C, 428C, 430D, 436C
2G3686	120G
2775435	16M
3G0472	120H, 120H ES, 120H NA, 120K, 120K 2, 120M, 135H, 135H NA, 943, 953, 953C, 953D, D4H, D4H XL, D5H, D5H XL, D5M, D5N
3G1076	963, 963B, 963C, 963D, 973D
3G1587	943, 953, 953C, 953D
3G2115	973, 973C, 973D
3G2579	120K, 120M, 12G, 12H, 12H ES, 12H NA, 12K, 12M, 130G, 140G, 140H, 140H ES, 140H NA, 140K, 140K 2, 140M, 143H, 160H, 160H ES, 160H NA, 160K, 160M, 163H, 163H NA, D6R, D6R STD, D6T, D6T LGP, D6T
3G2580	14G, 14H, 14H NA, 14M, 16G, 16H, 16H NA, 16M, 943, 953, 953C, 953D, D6R, D6R STD, D6T, D6T LGP, D6T
3G2581	120K, 120M, 120M 2, 12G, 12H, 12H ES, 12H NA, 12K, 12M, 12M 2, 12M 3, 12M 3 AWD, 130G, 140G, 140H, 140H ES, 140H NA, 140K, 140K 2, 140M, 140M 2, 140M 3, 140M 3 AWD, 143H, 160H, 160H ES, 160H
3G2582	14G, 14H, 14H NA, 14M, 16G, 16H, 16H NA, 16M, 24H, 24M
5V1713	920, 930, 930R, 950, 966C, 966R
6Y3548	D7H
7D8889	120H, 120H ES, 120H NA, 120K, 120K 2, 120M, 120M 2, 12G, 12H, 12H ES, 12H NA, 12K, 12M, 12M 2, 12M 3, 12M 3 AWD, 130G, 135H, 135H NA, 140G, 140H, 140H ES, 140H NA, 140K, 140K 2, 140M, 140M 2, 140M 3
8D3309	16G, 16H, 16H NA, 16M
8D3311	16G, 16H, 16H NA, 16M
8D4137	14G, 14H, 14H NA, 14M

### COMPOSITE BEARINGS (CONT.)

Part No.	Description
8D4138	14G, 14H, 14H NA, 14M
8D4496	120M, 14G, 14H, 14H NA, 14M
8D6629	12G, 130G, 140G, 160G
8D7083	12G, 130G, 140G, 14G
8D7084	14G
8D7086	120G, 120H, 120H ES, 120H NA, 120K, 120K 2, 120M, 120M 2, 12G, 12H, 12H ES, 12H NA, 12K, 12M, 12M 2, 12M 3, 12M 3 AWD, 130G, 135H, 135H NA, 140G, 140H, 140H ES, 140H NA, 140K, 140K 2, 140M, 140M 2
8D7282	12G, 130G
8D7284	120G, 12G, 130G
8D7685	120H, 120H ES, 120H NA, 120K, 120K 2, 120M, 135H, 135H NA, 14G, 14H, 14H NA, 14M, 16G
8D7996	120G, 120H, 120H ES, 120H NA, 120K, 120K 2, 120M, 120M 2, 12G, 12H, 12H ES, 12H NA, 12K, 12M, 12M 2, 12M 3, 12M 3 AWD, 130G, 135H, 135H NA, 140G, 140H, 140H ES, 140H NA, 140K, 140K 2, 140M, 140M 2
8D8168	120H, 120H ES, 120H NA, 120K, 120K 2, 120M, 120M 2, 12G, 12H, 12H ES, 12H NA, 12K, 12M, 12M 2, 12M 3, 12M 3 AWD, 130G, 135H, 135H NA, 140G, 140H, 140H ES, 140H NA, 140K, 140K 2, 140M, 140M 2, 140M 3
8D8572	120G, 12G, 130G, 140G, 160G, 16G, 16H, 16H NA, 16M, FB221
8D8704	16G, 16H, 16H NA, 16M
8D8888	16G, 16H, 16H NA, 16M
8D9159	12H, 12H ES, 12H NA, 12K, 12M, 12M 2, 12M 3, 12M 3 AWD, 140H, 140H ES, 140H NA, 140K, 140K 2, 140M, 140M 2, 140M 3, 140M 3 AWD, 143H, 14G, 14H, 14H NA, 14M, 160H, 160H ES, 160H NA, 160K, 160M, 160M 2
8D9296	120G, 120H, 120H ES, 120H NA, 120K, 120K 2, 120M, 135H, 135H NA
8D9507	16G, 16H, 16H NA, 16M
8D9652	14G, 14H, 14H NA, 14M
8D9814	120G, 120H, 120H ES, 120H NA, 120K, 120K 2, 135H, 135H NA, 784C, 785C, 785D, 789C, 789D, 793C, 793D, 793F, 793F AC, 793F CMD, 793F-XQ, 795F AC, 795F XQ, 797, 797B, 797F, 844K, 854K, 990K
8X5021	120H, 120H ES, 120H NA, 120K, 120K 2, 120M, 120M 2, 12M, 135H, 135H NA, 14M
8X5108	12H, 12H ES, 12H NA, 12K, 12M, 12M 2, 12M 3, 12M 3 AWD, 140H, 140H ES, 140H NA, 140K, 140K 2, 140M, 140M 2, 140M 3, 140M 3 AWD, 143H, 160H, 160H ES, 160H NA, 160K, 160M, 160M 2, 160M 3
9D0047	120G, VFS70
9D0057	120G
9D0178	120G, 120H, 120H ES, 120H NA, 120K, 120K 2, 120M, 120M 2, 12M, 135H, 135H NA
9D1511	120G
9D1512	120G
9H3278	814, 815, 816, 950, 955H, 966C, 966R, 977H, 980B, 988
9R7215	422E, 424D, 428B, 428C, 428D, 428E, 432D, 432E, 434E, 438, 438B, 438C, 438D, 442D, 442E, 444E

# BEARING SLEEVES



Part No.	Application	Equipment Model
0875533	CYLINDER GP-HYDRAULIC	1390, 2590, 320 L, 320B, 325B L, 325C, 325C FM, 325D FM, 325D FM LL, 330, 330 FM L, 330 L, 330B, 330B L, 330C FM, 330D FM, 330D L, 336D L, 345B, 345B II, 345B II MH, 345B L, 345C, 345C L, 345D, 345D L
0875548	LINKAGE GP-BUCKET	324D, 325B L, 325C, 325C FM, 325D FM, 325D FM LL, 329D LN, 330, 330 FM L, 330 L, 330B, 330B L, 330C, 330C FM, 330C L, 330D, 330D FM, 330D L, 330D LN, 330D MH, 336D, 336D L, 336D LN, 336D2, 336D2 L
0965625	CYLINDER & SEAL GP-STICK	320 L, 320B, 320B FM LL, 320C, 320C FM, 320C L, 320D, 320D FM, 320D FM RR, 320D GC, 320D L, 320D LN, 320D LRR, 320D RR, 320D2, 320D2 GC, 320D2 L, 320E, 320E L, 320E LN, 320E LRR, 320E RR, 320N, 321C

Part numbers are used for reference purposes only.

Costex Tractor Parts Copyright © 2023. All rights reserved.



## BEARING SLEEVES (CONT.)

Part No.	Application	Equipment Model
0995572	CYLINDER & SEAL GP-STICK	320B FM LL, 320C, 320C FM, 320D, 320D L, 320D2, 320D2 L, 320E, 320E L, 320E LN, 322B L, 322C, 322C FM, 324D FM, 324D FM LL, 325B, 325C, 325C L, 325D, 325D L, 328D LCR, 329D, 329D L, 329E, 329E L, 329E
1011372	GEAR GP-REAR	3508, 3508B, 3508C, 3512, 3512B, 3512C, 3516, 3516B, 3516C, 5130B, 5230B, 776D, 777D, 784C, 785, 785B, 785C, 785D, 789, 789B, 789C, 789D, 793D, 797, 797B, 854G, 992G, 994D, 994F, 994H, PM3508, PM3512
1018468	GEAR GP-FRONT	24M, 3406E, 3456, 365C, 365C L, 365C L MH, 374D L, 374F L, 385B, 385C, 385C FS, 385C L, 385C L MH, 390D, 390D L, 5090B, 583T, 587T, 621B, 621F, 621G, 621H, 623E, 623F, 623G, 623H, 627F, 627G, 627H
1056371	STICK GP-HOE	350, 350 L
1057366	CYLINDER GP-BUCKET	315, 315B, 315B L, 315C, 317, 317B LN, M313C, M313D, M315D 2, M318, M318C, M318C MH, M318D, M318D MH, M322D, M322D MH
1058739	AXLE GP-OSCILLATING	824G, 824G II, 824H, 824K, 825G, 825G II, 825H, 825K, 826G, 826G II, 826H, 826K, 980G, 980G II, 980H, 980K, 980K HLG, 980M, 982M, R1700G
1058743	WHEEL & FINAL DRIVE GP	824G, 824G II, 824H, 824K, 825G, 825G II, 825H, 825K, 826G, 826G II, 826H, 826K, 980G, 980G II, 980H, 980K, 980K HLG, 980M, 982M, R1700G
1058754	AXLE GP-OSCILLATING	824G, 824G II, 824H, 824K, 825G, 825G II, 825H, 825K, 826G, 826G II, 826H, 826K, 980G, 980G II, 980H, 980K, 980K HLG, 980M, 982M, R1700G
1117604	STICK GP-HOE	325B L, 330B L, CTV30, GSH15, GSH15-60, GSH22B, GSH9, GSH9B, M318, M318C, M318C MH, M318D, M318D MH, M320, M322C, M322D, M322D MH
1117609	LINKAGE GP-BUCKET	M313C, M313D, M315, M315C, M315D, M315D 2, M316C, M316D, M317D 2, M318
1140750	CYLINDER GP-BOOM	307, 307B, 307C, 307D, 308C, 308D, 311, 311B, 311C, 311D LRR, 312, 312B, 312B L, 312C, 312C L, 312D, 312D L, 312E, 312E L, 313B, 313D, 313D2, 314C, 314D CR, 314D LCR, 314E CR, 314E LCR, M313C, M313D
1140751	CYLINDER GP-ADJ CAB RISER	307, 307B, 307C, 307D, 308C, 308D, 324D L, 325D, 325D MH, 330C, 330D, 330D L, 330D MH, 336D L, 345C, 345C MH, M325D L MH, M325D MH, M330D
1140752	CYLINDER GP-BUCKET	307, 307B, 307C, 307D, 308C, 308D, 312C L
1140753	CYLINDER GP-BUCKET	308C, 308D, 311, 311B, 311C, 311D LRR, 312D, 312D L, 312E, 312E L, 313D, 314D CR, 314D LCR, 314E CR, 314E LCR, 315, 315B, 315B L, 315C, 315D L, 317, 317B LN, 318B, 320D, 320D L, 320D2, 320D2 L, 320E
1140754	CYLINDER GP-BUCKET	307B, 308D, 311, 311B, 311C, 312, 312B, 312B L, 312C, 312C L, 313B, 314C, 320B, 320C, 320D, 322B L, 322C, 322C FM, 323D L, 324D, 324D L, 325B L, 325C, 325C L, 325D, 325D L, 329D L, 330B L, 330C, 330C
1140755	CYLINDER GP-STICK	307B, 307C, 307D, 308C, 308D, 311B, 311C, 311D LRR, 312, 312B, 312B L, 312C, 312C L, 312D, 312D L, 312E, 312E L, 313B, 313D, 313D2, 314C, 314D CR, 314D LCR, 314E CR, 314E LCR, 315, 315B, 315B L, 315C
1140756	CYLINDER GP-BUCKET	311D LRR, 312B L, 312C, 312D, 312E, 314D LCR, 314E LCR, 315, 315B, 315B L, 315C, 315D L, 316E L, 317, 317B LN, 318B, 318C, 318D L, 318D2 L, 318E L, 319C, 319D, 319D L, 319D LN, 320 L, 320B, 320C, 320D
1140758	CYLINDER GP-STICK	1090, 1190, 1190T, 1290T, 2290, 2390, 2391, 2491, 318B, 320B, 320C, 322 LN, 322B L, 322B LN, 322C, 322C FM, 324D, 324D FM, 324D FM LL, 324D L, 324D LN, 325B L, 325C, 325C FM, 325C L, 325D MH, 330C
1140763	CYLINDER GP-STICK	312D, 325B L, 325C FM, 325D FM, 325D FM LL, 330B L, 330C FM, 330D FM, 345B II, 345B L, 345C, 345C L, 345D, 345D L, 345D L VG, 349D, 349D L, 349E, 349E L, 349E L VG, 349F L, 350, 350 L, 365B, 365B II
1211574	CYLINDER GP-BUCKET	365B, 365C, 385B, 385C, 385C FS, 5080, 5090B
1259751	GEAR GP-REAR	3508, 3508B, 3508C, 3512, 3512B, 3512C, 3516, 3516B, 3516C, 5130, 5130B, 5230, 5230B, 776C, 776D, 777, 777B, 777C, 777D, 784B, 784C, 785, 785B, 785C, 785D, 789, 789B, 789C, 789D, 793B, 793C, 793D, 797
1261956	CYLINDER GP-STICK	312D, 345B II, 345B L, 345C, 345C L, 345D, 345D L, 345D L VG, 349D, 349D L, 349E, 349E L, 349E L VG, 349F L, 365B, 365B II, 365B L, 365C L MH, 385C L MH
1270843	BAR GP-EQUALIZER	D10N, D10R
1289260	CYLINDER GP-TILT	1090, 1190, 1190T, 1290T, 1390, 2290, 2390, 2391, 2491, 2590, 318B, 318C, 319C, 319D, 319D L, 319D LN, 323D L, 323D LN, 324D, 324D FM, 324D L, 324D LN, 324E L, 324E LN, 325, 325 LN, 325D, 325D FM
1289261	CYLINDER GP-BUCKET	345C, 350 L, 365B, 365B II, 365B L, 365C, 365C L, 365C L MH, 374D L, 374F L, 375, 375 L, 385B, 385C, 385C L, 390D, 390D L, 390F L, 5080, P16, S25
1294536	PUMP GP-GEAR	730C, 814F, 814F II, 815F, 815F II, 816F, 816F II, 938H, 966F II, 966G, 966G II, 966H, 966K, 970F, 972G, 972G II, 972H, 972K, CX31, CX31-C13I, CX31-C15I, CX31-C18I, CX31-C9I, CX31-P600, CX35, CX35-C18
1297769	CYLINDER GP-BOOM	322B L
1304698	GEAR GP-FRONT	24M, 3406E, 3456, 365C, 365C L, 365C L MH, 374D L, 374F L, 385B, 385C, 385C FS, 385C L, 385C L MH, 390D, 390D L, 5090B, 583T, 587T, 621B, 621F, 621G, 621H, 623E, 623F, 623G, 623H, 627F, 627G, 627H
1310825	PUMP GP-GEAR	572R, 572R II, D6R, D6R II, D6R III, D6T, D6T LGP, D6T LGPPAT, D6T XL, D7R, D7R II
1317123	GEAR GP-FRONT	16G, 16H NA, 24H, 24M, 3406, 3406B, 3406C, 3406E, 3408, 3408B, 3408C, 3408E, 3412, 3412C, 3412D, 3412E, 3456, 365C, 365C L, 365C L MH, 374D L, 375 L, 385B, 385C, 385C FS, 385C L, 385C L MH, 390D, 390D
1326546	BRAKE & PLANETARY GP	515, 525

## BEARING SLEEVES (CONT.)

Part No.	Application	Equipment Model
1355553	CONTROL GP-BUCKET	980G
1372817	BOOM GP	322B, 322B L, 322B LN, 322C, 322C FM, 324D FM, 325, 325B, 325B L, 325C, 325C L, 330, 330 FM L, 330 L, 330B, 330B L, 330C L, 345B, 345B II, 345B II MH, 345B L, 350 L, 365B, 365B II, 375, 385B, M325B
1372818	CYLINDER GP-BOOM	330B, 330B L
1372820	STICK GP	320B, 320C, 321C, 322B LN, 322C, 322C FM, 325, 325B, 325B L, 325C, 325D, 330B L, 330C L, 345B II, 345B L, 365B, 375, 5080, TK1051
1372821	STICK GP	325C, 330, 330B, 330B L, 345B II, 345B L, 350 L, 365B, 5080, S25, W330B
1373058	BOOM GP	312, 312B, 312C L, 313B
1413420	CYLINDER GP-BOOM	345B II, 345B L, 345C, 365B, 365B II, 365B L
1413813	CYLINDER GP-BOOM	315B, 315B L, 315C, 317B LN
1483091	CYLINDER GP-BOOM	345B, 345B II, 345B II MH, 345B L, 345C, 365B, 365B II, W345B II
1492915	DIFFERENTIAL GP	824G, 824G II, 824H, 824K, 825G, 825G II, 825H, 825K, 826G, 826G II, 826H, 826K, 980G, 980G II, 980H, 980K, 980K HLG, 980M, 982M, AD30, R1700G
1514464	DIFFERENTIAL GP	545, 545C, 545D, 555D, 966G, 966G II, 966H, 966K, 966M, 966M XE, 972G, 972G II, 972H, 972K, 972M, 972M XE
1514809	DIFFERENTIAL GP	2470C, 2570C, 2670C, 2864C, 525B, 525C, 525D, 533, 535B, 535C, 535D, 543, 545, 545C, 545D, 553C, 555D, 563C, 573C, 586C, 814B, 814F, 814F II, 815B, 815F, 815F II, 816F, 816F II, 950G, 950G II, 950H
1523739	CYLINDER GP-TILT	988G, 988H
1545257	BUCKET GP-HOE	416C, 416D, 416E, 416F, 420D, 420E, 420F, 422E, 422F, 424D, 426C, 428C, 428D, 428E, 428F, 430D, 430E, 430F, 432D, 432E, 432F, 434E, 434F, 436C, 438C, 438D, 442D, 442E, 444E, 444F
1680480	BUCKET AS-HOE	416C, 416D, 416E, 416F, 420D, 420E, 420F, 422E, 422F, 424B, 424B HD, 424D, 426C, 428C, 428D, 428E, 428F, 430D, 430E, 430F, 432D, 432E, 432F, 434E, 434F, 436C, 438C, 438D, 442D, 442E, 444E, 444F, A26B
1746821	DIFFERENTIAL GP	16G, 16H, 16H NA
1746822	DIFFERENTIAL GROUP	12G, 130G, 140G, 160G
1857220	ARM & BEARING AS	980G, 980G II, 980H, 980K, 980K HLG
1869777	CONTROL GP-BUCKET	R1700G, R2900, R2900G
1950103	STICK GP	311C, 312C, 312C L, 314C
1950302	GEAR GP-FRONT	120G, 12G, 12H, 12H ES, 12H NA, 130G, 140G, 140H, 140H ES, 140H NA, 143H, 14G, 14H NA, 160G, 160H, 160H ES, 160H NA, 163H NA, 1673C, 235B, 330, 330A, 330A4B, 3306, 3306B, 3306C, 330B L, 350, 515, 517
1969988	GEAR GP-FRONT	120G, 12G, 12H, 12H ES, 12H NA, 130G, 140G, 140H, 140H ES, 140H NA, 143H, 14G, 14H NA, 160G, 160H, 160H ES, 160H NA, 163H NA, 1673C, 235B, 330, 330A, 330A4B, 3306, 3306B, 3306C, 330B L, 350, 515, 517
1H8396	CLUTCH	561B, 561C, 955C, 977D, D4D, D4E, D4E SR, D5, D5B, D5E, D6C, D6D, D6E SR, D7F, D7G
1M3780	OIL PUMP	120G, 120H, 120H ES, 120H NA, 120K, 120K 2, 12G, 12H, 12H ES, 12H NA, 12K, 130G, 135H, 135H NA, 140G, 140H, 140H ES, 140H NA, 140K, 140K 2, 143H, 14E, 14H, 14H NA, 160G, 160H, 160H ES, 160H NA, 160K
1M3909	PUMP GP-GEAR	14E, 14M, 16M, 572R, 572R II, 583T, 627E, 627F, 627G, 627H, 627K, 627K LRC, 637D, 637E, 637G, 769, 769C, 769D, 770, 771C, 771D, 772, 772G, 773B, 773D, 773E, 773F, 773G, 773G LRC
1M4459	TRANSMISSION	583H, D6C, D6D, D6D SR, D6E SR, D6G SR
1S7984	GOVERNOR GP	1673C, 1674, 1676, 1693, 245, 3304, 3306, 3406, 3408, 3408B, 3408C, 3412, 3412C, 3412D, 589, 627, 631E, 637D, 637E, 651E, 657B, 657E, 769C, 771C, 773B, 775B, 777, 834B, 980, 980C, 988B, 988F, 990, 992
1T0576	TORQUE CONVERTER	517, 518C, 613, 613B, 613C, 613C II, 920, 930, 936, 936F, 950, 955H, 966C, D250D, D4H, D4H XL, D4HTSK II, D4HTSK III, G936
1T0577	TORQUE CONVERTER	730C, 824C, 824G, 824G II, 824H, 824K, 825G, 825G II, 825H, 825K, 826C, 826G, 826G II, 826H, 826K, 980C, 980F, 980F II, 980G, 980G II, 980H, 980K, 980K HLG, 980M, 982M, 986H, 988, 988B, CX31, CX31-C13
1T0767	TORQUE CONVERTER GP	518C, 527, 528, 528B, 530B, 621, 621B, 621E, 621F, 621G, 621H, 621K, 623, 623B, 623E, 623F, 623G, 623H, 623K, 623K LRC, 627, 627B, 627E, 627F, 627G, 627H, 627K, 627K LRC, 631C, 631E, 631G, 633D, 633E
1T0902	TORQUE CONVERTER GP	572G, 572R, 572R II, 578, 583R, 587R, 587T, 955K, 955L, D6C, D6D, D6E, D6G2 LGP, D6G2 XL, D6H, D6H XL, D6H XR, D6R, D6R II, D6R III, D6R STD, D6T, D6T LGP, D6T LGPPAT, D6T XL, D7F, D7G, D7G2, D7H, D7R
1T1047	TORQUE CONVERTER	518C, 528, 528B, 530B, 814, 815, 816, 950F, 950F II, 960F
1T1353	TORQUE CONVERTER	24H, 69D, 769C, 769D, 771C, 771D, 772B, 773B, 773D, 773E, 773F, 775B, 775D, 775E, 775F, 824C, 988B, 988F II, D350E, D350E II, D35HP, D400, D400E, D400E II, D40D, PM-201, PM-465
1U1618	CYLINDER GP-LIFT	936, 936F, G936
1U2182	CYLINDER GP	834G, 834H, 844, 844H, 844K, D8L, D8N, D8R, D8R II, D8T, D9N, D9R, D9T
1V5635	CONTROL GP-BUCKET	992C, 992D, R1300, R1300G, R1300G II, R1600, R1600G, R1600H, R1700 II, R1700G, R2900, R2900G, R3000H
1V5636	CONTROL GP-BUCKET	992C, 992D, R2900, R2900G

## BEARING SLEEVES (CONT.)

Part No.	Application	Equipment Model
1V6931	CONTROL GP-BUCKET	988B, 988F, 988F II
1V6934	ARM GP-LIFT	988B, 988F, 988F II, AD30, AD45B, AD55, AD55B, AE40, AE40 II, R1600, R1600G, R1600H
1V7001	CONTROL GP-BUCKET	986H, 988B, 988F, 988F II, R1600, R1600G, R1600H, R1700 II, R1700G, R2900, R2900G, R3000H
1V7002	CONTROL GP-BUCKET	988B, 988F, 988F II, R1600G, R1600H, R1700 II, R1700G, R2900, R2900G
1V7036	CONTROL GP-BUCKET	988B, 988F, 988F II, R1300, R1300G, R1300G II
1V7038	CONTROL GP-BUCKET	992C, 992D, 994, 994D, 994F, 994H, R1600, R1600G, R1600H, R1700 II, R1700G, R3000H
1V8240	CYLINDER GP-LIFT	980C, 980F, 980F II, 980G, 980G II, 980H, 980K, 980K HLG, 980M, 986H
1V8241	CYLINDER GP-LIFT	950K, 962K, 980C, 980F, 980F II, 980G, 980G II, 980H, 980K, 980K HLG, 980M, 982M, 986H, R1600, R1600G, R1600H
1V9143	LEVER GP-TILT	980C, 980F, 980F II, 980G, 980G II, 980H, 980K, 980K HLG, 980M, 982M, 986H
1W6005	OIL PUMP	3508, 3508B, 3508C, 3512, 3512B, 3512C, 3516, 3516B, 3516C, 5130, 5130B, 5230, 5230B, 776C, 776D, 777, 777B, 777C, 777D, 784B, 784C, 785, 785B, 785C, 785D, 789, 789B, 789C, 789D, 793B, 793C, 793D, 797
2003926	CYLINDER GP-BULLDOZER LIFT	D11N, D11R, D11T
2136702	FRAME GP-SWING	416E, 416F, 420E, 420F, 422E, 422F, 428E, 428F, 430E, 430F, 432E, 432F, 434E, 434F, 442E, 444E, 444F
2213200	FRAME GP-TELESCOPING RECOIL	973C, 973D, D6R, D6R II, D6R III, D6R STD, D6T, D6T LGP, D6T LGPPAT, D6T XL, D7E, D7E LGP
2276907	BOOM GP	325C, 325D
2285618	CYLINDER GP-STICK	312D, 345B II, 345C, 345C L, 345D, 345D L, 345D L VG, 349D, 349D L, 349E, 349E L, 349E L VG, 349F L, 365C L MH, 385C L MH
2291007	CYLINDER GP-BOOM	312C L
2291008	CYLINDER GP-BOOM	311C
2291009	CYLINDER GP-BUCKET	308C, 311C, 312C L, 314C, 320C, 320D, 322C, 323D L, 324D, 324D L, 325D, 325D L, 329D L
2291010	BOOM GP	312C L, 314C, 324D L, 325D L, 325D MH, 330D, 330D L, 330D MH, 336D L, 336E HVG, 345C, 345C L, 345C MH, 349E L HVG, M325D L MH, M325D MH, M330D
2291094	CYLINDER GP-BUCKET	311C, 312C, 312C L, 314C, 320C, 323D L, 325C, 325D, 330C
2291095	STICK GP-HOE	311C, 311D LRR, 311F LRR, 312C, 312C L, 312D, 312D L, 312D2, 312D2 GC, 312D2 L, 312E, 312E L, 313D, 313D2, 313D2 LGP, 314C, 314D CR, 314D LCR, 314E CR, 314E LCR, 320C, 320D, 320D L, 320D2, 320D2 L
2332577	CYLINDER GP-SWING	416D, 422E, 428E, 432E, 434E, 442E, 444E, 517, 527
2344251	BRAKE & PLANETARY GP	928H, 928HZ, 930G, 930K, IT28G
2357770	CYLINDER GP-BUCKET	320C, 320D, 320D L, 320E, 320E L, 320E LN, 323D L, 324D, 324D L, 324D LN, 325C, 325C FM, 325D, 325D FM, 325D L, 326D L, 328D LCR, 329D, 329D L, 329D LN, 330D, 330D FM, 330D L, 330D LN, 330D MH, 336D
2366270	CYLINDER GP-BUCKET	320B, 320C, 321B, 322B LN, 322C, 322C FM, 324D FM, 324D FM LL, 325B L, 325C, 325C FM, 330B L, 330D L, 345B II, 345B L
2366271	CYLINDER GP-BOOM	320B, 320C, 321C
2366272	CYLINDER GP-BOOM	322B LN, 322C, 322C FM, 325C
2366274	CYLINDER GP-BUCKET	330C L
2366276	CYLINDER GP-BOOM	330C, 330C L
2402913	CYLINDER & SEAL GP-BOOM	311D LRR, 312D, 312D L, 312D2, 312D2 GC, 312D2 L, 312E, 313D, 313D2, 313D2 LGP, 314D CR, 314D LCR, 314E CR, 314E LCR, 315C, 315D L, 316E L, 318C, 318D L, 318D2 L, 318E L, 319C, 319D, 319D L, 319D LN
2402915	STICK GP	320B, 320C, 320D, 320D2, 320E, 320E RR, 322B LN, 322C, 322C FM, 324D FM, 324D FM LL, 325C, 325C FM, 325D, 325D FM, 325D FM LL, 325D L, 329D L, 330C, 330C L, 330D L, 345B II, 345B L, 345C, 345C L, 365B
2417340	CYLINDER GP-BOOM	330D, 330D FM, 330D L, 330D LN, 336D, 336D L, 336D LN, 336D2, 336E L, 340D L, 345C L, 345D, 349D L
2417341	CYLINDER GP-BOOM	325C, 325D, 325D L, 329D, 329D L, 330C, 330C L, 330D, 330D FM, 330D L, 330D LN, 336D, 336D L, 336D LN, 336D2, 336E L, 340D L, 345C L, 345D, 349D L
2417380	CYLINDER GP-BOOM	315C, 315D L, 318D L, 318D2 L, 319D, 319D L, 319D LN, 320C, 320D, 320D FM, 320D FM RR, 320D GC, 320D L, 320D LN, 320D LRR, 320D RR, 320D2, 320D2 GC, 320D2 L, 321D LCR, 323D L, 323D LN, 323D SA, 323D2
2487857	CYLINDER & SEAL GP-BUCKET	311C, 311D LRR, 311F LRR, 312C L, 312D, 312D L, 312D2, 312D2 GC, 312D2 L, 312E, 312E L, 313D, 313D2, 313D2 LGP, 314C, 314D CR, 314D LCR, 314E CR, 314E LCR, 315D L, 316E L, 318D L, 318D2 L, 318E L, 320
2517320	GENERAL	416C, 416D
2582307	GUARD GP-RADIATOR	583T, D6R, D6R II, D6R III, D6R STD, D6T, D6T LGP, D6T LGPPAT, D6T XL, PL83
2588502	BOOM GP	315B L, 317B LN, M313C, M313D, M315C, M315D, M315D 2, M316C, M316D, M317D 2, M318
2588503	CYLINDER GP-BOOM	M313C, M313D, M315, M315D 2

## BEARING SLEEVES (CONT.)

Part No.	Application	Equipment Model
2736812	CYLINDER GP-STICK	312C L, 312D, 312D L, 313D2, 314C
2736814	BOOM GP	311D LRR, 312D, 312D L, 312D2, 312D2 GC, 312D2 L, 313D, 313D2, 313D2 LGP, 314D CR, 314D LCR, 314E CR, 314E LCR
2785454	FRAME AS-SWING	416E, 416F, 420E, 420F, 422E, 428E, 432E, 434E
2K4507	CYLINDER GP-RIPPER	12E, 140B, 14G, 14H, 14H NA, 14M, 16G, 16H, 16H NA, 16M, 776, 930, 950, 951, 955C, 955H, 966C, 977, 977D, 977H, 977K, 980, 980B, 983, 9A, D4E, D4E SR, D5B, D5E, D5H, D5H XL, D5R LGP, D6D, D6E, D6F SR
2K7979	FILTER GP-FUEL	120G, 120H, 120H ES, 120H NA, 120K, 120K 2, 12G, 12H, 12H ES, 12H NA, 12K, 130G, 135H, 135H NA, 140, 140G, 140H, 140H ES, 140H NA, 140K, 140K 2, 143H, 14E, 14G, 14H, 14H NA, 153, 16, 160G, 160H, 160H
2M2827	TORQUE CONVERTER	657, 666, 769, 824, 834, 910, 931, 931B, 988, D3B, D3C II
2P1005	CLUTCH & GEAR GP-WINCH	55, 57, 578, 58, 594H, 65, 65C, 65E, 75, 75C, 75D, 75E, 85C, 85D, 85E, 95E, D10N, D10R, D4H, D4H XL, D4HTSK II, D4HTSK III, D5B, D5H, D5H XL, D5HTSK II, D6D, D6H, D6H II, D6H XL, D6H XR, D7G, D7H, D7R
2P4698	GEAR GP-REAR	571G, 572G, D6C, D7F, D7G, D7G2
2P5697	TORQUE CONVERTER	834B, 836, 988F, 988F II, 992, 992C, 992D
2P6875	TORQUE CONVERTER	623B, 627E, 631E, 633D, 639D, 988, 988B
2V6550	HITCH GP-ARTICULATING	814B, 815B, 966D
2W7566	GEAR GP-FRONT	120H, 120H ES, 120H NA, 135H, 135H NA, 214B, 30/30, 3114, 3116, 3126, 3126B, 3126E, 320 L, 320B, 322B L, 322B LN, 322C, 322C FM, 325, 325B, 325B L, 325C, 330C L, 35, 446B, 446D, 45, 525B, 533, 535B
3D8823	CONTROL GP-GOVERNOR	245, 3606, 3608, 416, 426, 428, 528, 54, 621, 621B, 621E, 621F, 621G, 621H, 621K, 621R, 623, 623B, 623E, 623F, 623G, 623H, 623K, 623K LRC, 627B, 627E, 627F, 627G, 627H, 627K, 627K LRC, 631C, 631E, 633
3F1548	DRIVE GP-FINAL	941, 951B, 955C, D4D, D4E, D4E SR
3G0222	CONTROL GP-BUCKET	963, 963B, 963C, 963D, 973, 973C, 973D
3G2791	CYLINDER GP-ARTICULATION	24H, 24M, 611, 615, 615C, 918F, 924F, 924G, 924GZ, 924H, 924HZ, 926, 928F
3G2977	CYLINDER GP-LIFT	926, 926A, G926, IT18B, IT28
3G5111	ARM & BEARING AS-LIFT	953, 953C, 962G, IT62G, IT62G II, IT62H
3G5281	CYLINDER GP-TILT	936, 936F, G936
3G6372	GUARD GP-RADIATOR	D6H, D6H II, D6H XL, D6H XR, D6R, D6R II, D6R III, D6R STD, D6T, D6T LGP, D6T XL
3G7624	CYLINDER GP-LIFT	854G, 950G, 950G II, 950H, 962G, 962G II, 962H, D10N, D10R, D10T, D9L, IT62G, IT62G II, IT62H
3G9191	CYLINDER GP-TILT	950B, 950B/950E, 950F, 950F II, 960F
3J2333	DRIVE GP-CIRCLE	16, 16G, 16H, 16H NA, 16M, 24H, 24M, 631B, 631D, 631E, 631G, 637, 637B, 637D, 637E, 637G
3J3953	LIFT GP-APRON	621, 621B, 621E, 621F, 621G, 621H, 621K, 627B, 627E, 627F, 627G, 627H, 627K, 627K LRC, 631B, 631C, 633, 633C, 633D, 637, 637B, 651, 657
3J6167	RIPPER	953, D7F, D7G, D7G2, D7H, D8L
3J6412	CYLINDER GP-APRON	621, 621B, 621E, 621F, 621G, 621H, 621K, 627, 627B, 627E, 627F, 627G, 627H, 627K, 627K LRC, 631C, 633, 633C, 633D, 651
3J9133	LIFT GP-APRON	611, 613, 613C, 613C II, 615, 615C, 621, 621H, 623, 627, 630B, 631B, 631D, 631E, 631G, 633E, 637E, 637G, 641B, 651, 651B, 651E, 657B, 657E, 657G, 666
3K3534	CONTROL GP-GOVERNOR	578, 583R, 587R, 589, 814, 920, 930, 931B, 950, 966C, 977H, 980, 980B, D3B, D4D
3T0996	CASE & FRAME GP	D6H, D6H II, D6H XL, D6H XR, D6R, D6R II, D6R III, D6R STD, D6T, D6T LGP, D6T LGPPAT, D6T XL
3T2094	KIT-TRANSMISSION BEARING	515, 518C, 525, 525B, 525C, 528, 528B, 530B, 535B, 535C, 545, 545C, 814F, 815B, 815F, 816F, 924F, 924G, 924GZ, 924H, 924HZ, 926, 928F, 928G, 928H, 928HZ, 930G, 930R, 936, 936F, 938F, 938G, 938G II
3T4307	CYLINDER GP-SUSPENSION	30/30, 434E, 444E, D6H, D6H II, D6H XL, D6H XR, D6R, D6R II
3T4308	GUARD GP-RADIATOR	902, 906, 908, D6H, D6H II, D6H XL, D6H XR, D6R, D6R II
3T9658	CASE & FRAME GP	D10N, D10R, D10T, D10T2
3V2333	ARM & BEARING AS-LIFT	928HZ, 930G, 950 GC, 950B, 950B/950E, 950F, 950F II, 950G, 950G II, 950H, 960F, 962G, 962G II, 962H, IT62G, IT62G II, IT62H
4E1707	WHEEL GP-FINAL DRIVE	518
4E2352	WHEEL GP-FINAL DRIVE	518
4E2995	STICK GP-HOE	231D, 235C, 235D
4E4490	BOOM GP	227
4E7608	STICK & BEARING AS	235, 235B, 235C, 235D, 5110B
4E8078	FRAME AS-REAR	844, 844H, 844K, 854G, 854K, 990, 990 II, 990H, 990K, 992G, 992K
4H9705	PUMP GP-SCAVENGE	572G, 641B, 651E, 657B, 657E, 657G, 977K, D6C, D6E, D6G, D6G2 LGP, D6G2 XL, D7F, D7G, D7G2, D8H



## BEARING SLEEVES (CONT.)

Part No.	Application	Equipment Model
4I0453	STICK GP-HOE	315, 315B, 315B L, 317, 317B LN, 318B, 320B, 320B L, 322, 322 FM L, 322 LN, 322B, 322B L, 322B LN, 325, 325 L, 325 LN, 325B L, 330B L, 345B L, M313C, M313D, M315, M315C, M315D, M315D 2, M316C, M316D
4I0700	CYLINDER GP-BOOM	315, 315B, 315B L, 315C, 317, 317B LN, 318B, 320 L
4I0704	LINKAGE GP-BUCKET	318B, 320 L, 322B L, 325, 325 LN, 325B L, 330B L, M320, M322C, M322D, M322D MH
4J5693	FRAME GP-DRAFT	611, 615, 615C, 621, 621B, 621E, 621F, 621G, 621H, 621K, 621R, 623, 623B, 623E, 623F, 623G, 623H, 623K, 623K LRC, 627, 627B, 627E, 627F, 627G, 627H, 627K, 627K LRC
4J5694	BEARINGS-CUSHION HITCH	611, 615, 615C, 621, 621B, 621E, 621F, 621G, 621H, 621K, 621R, 623, 623B, 623E, 623F, 623G, 623H, 623K, 623K LRC, 627, 627B, 627E, 627F, 627G, 627H, 627K, 627K LRC
4J5695	FRAME GP-DRAFT	611, 615, 615C, 621, 621B, 621E, 621F, 621G, 621H, 621K, 623B, 623E, 623F, 623G, 623H, 623K, 623K LRC, 627, 627B, 627E, 627F, 627G, 627H, 627K, 627K LRC
4K1102	FRAME GP	980, 980B, 988, D6H, D6H XR, D7H
4K3128	CYLINDER GP-RIPPER	12E, 140B, 14G, 16G, 951, D5H, D5H XL, D5R LGP, D6H, D6H XL, D6H XR, D6K LGP, D6K XL, D6K2, D6K2 LGP, D6M, D6N, D6N LGP, D6R, D6R II, D6R III, D6T, D6T LGP, D6T XL
4K4709	FRAME & MTG GP-MACHINE	236, 236B, 246C, 246D, 252B, 252B3, 256C, 262C, 262C2, 262D, 267B, 268B, 272C, 272D, 272D XHP, 277C, 277C2, 277D, 279C, 279C2, 279D, 287, 287C, 287C2, 287D, 289C, 289C2, 289D, 297C, 299C, 299D, 299D X
4N1186	GEAR GP-REAR	24H, 834B, 836, 844, 988B, 988F, 988F II, 990, 990 II, D10N, D10R, D8L, D9L, D9R
4N7357	PUMP GP-FUEL TRANSFER	3408, 3408C, 3412, 3412C, 3412D, 589, 631E, 637D, 637E, 651E, 657E, 769C, 771C, 773B, 775B, 834B, 988B, 988F, 990, 992C, 992D, D10N, D8L, D9L, D9R, PM-565, PM3412, PR-1000, PR-450C, PR-750B
4P5438	GEAR GP-REAR	3508, 3508B, 3508C, 3512, 3516, 3516B, 776C, 777B, 784B, 785, 785B, 789, 789B, 994, G3508, G3508B, G3512, G3512B, G3512E, G3516, G3516B, G3516C, G3516E, G3516H, G3520B, G3520C, G3520E, PM3512, PM3516
4P9828	PUMP GP-FUEL INJECTION	12G, 12H, 12H ES, 12H NA, 140G, 140H, 140H ES, 140H NA, 143H, 14G, 14H NA, 160G, 160H, 160H ES, 160H NA, 163H NA, 235B, 330, 330 FM L, 330 L, 3306, 3306B, 3306C, 330B, 330B L, 350, 528, 528B, 530B
4V4445	THUMB GP	926, 926A
4V8519	LEVER GP-TILT	966D, 966F, 966F II, 966G, 966G II, 966H, 966K, 966M, 966M XE, 970F, 972G, 972G II, 972H, 972K, 972M, 972M XE
4V8673	BUCKET GP-EJECTOR	966D, 966F, 966F II, 966G, 966G II, 966H, 966K, 966M, 966M XE, 970F, 972G, 972G II, 972H, 972K, 972M, 972M XE, R1300, R1300G, R1300G II, R1600, R1600G, R1600H, R1700G, R2900G
4V8675	ARM & BEARING AS-LIFT	966D, 966F, 966F II, 966G, 966G II, 966H, 966K, 966M, 966M XE, 970F, 972G, 972G II, 972H, 972K, 972M, 972M XE
5C6691	STUB BOOM GROUP	215, 215B
5C6739	BUCKET & BEARING AS-HOE	225, 225D, 229, 229D, H140DS
5F2636	FLYWHEEL CLUTCH	561B, 561C, D4D, D4E, D4E SR, D5, D5B, D5E, D6C, D6D, D6E SR, D7F, D7G, D8H, D8K
5I3063	CYLINDER GP-BLADE	311, 311B, 312, 312B, 312B L, 312C, 313B
5J5909	GENERAL	631
5J6611	BEARINGS-CUSHION HITCH	611, 615, 615C, 621, 621B, 621E, 621F, 621G, 621H, 621K, 621R, 623, 623B, 623E, 623F, 623G, 623H, 623K, 623K LRC, 627B, 627E, 627F, 627G, 627H, 627K, 627K LRC
5J8361	FRAME GP-DRAFT	631B, 631D, 631E, 631G, 633, 633D, 633E, 637, 637B, 637D, 637E, 637G, 639D
5J8363	FRAME GP-DRAFT	631B, 631D, 631E, 631G, 633, 633D, 633E, 637, 637B, 637D, 637E, 637G, 639D
5M3320	PUMP GP-GEAR	120M, 120M 2, 12M, 12M 2, 12M 3, 12M 3 AWD, 140M, 140M 2, 140M 3, 140M 3 AWD, 16, 160M, 160M 2, 160M 3, 160M 3 AWD, 24H, 527, 561N, 572G, 583T, 589, 613G, 621B, 621E, 621F, 621G, 621H, 621K, 623E
5S7630	GEAR GP-FRONT	120B, 120G, 12G, 130G, 140B, 140G, 14G, 160G, 160H, 160H ES, 160H NA, 1673C, 225, 229, 235, 330 L, 330A, 330AB, 3306, 3306B, 3306C, 350, 518, 518C, 527, 528, 528B, 530B, 572G, 615C, 627E, 637D, 637E
5S8543	GEAR GP-REAR	16, 1673C, 3126B, 3126E, 3176, 3176B, 3176C, 3196, 330A, 3306, 3306B, 3306C, 631C, 657, 657B, 769, 815, 824B, 834, 963, 966C, 973, 980B, 983, 988, C-10, C-12, C-9, C11, C13, C7, C9, CX31-C13I, CX31-C9
5V1386	CYLINDER GP-LIFT	950B, 950B/950E, 950F, 950F II, 950G, 950G II, 950H, 960F, 962G, 962G II, 962H
5V1874	ARM & BEARING AS-LIFT	950B, 950B/950E, 950F, 950F II, 950G, 950G II, 950H, 960F, 962G, 962G II, 962H, IT62G, IT62G II, IT62H
6A7099	BUCKET & BEARING AS	115, 215, 215B, 215C, 215D, 219D, H140CS, H140DS
6E0391	CYLINDER GP-STEERING	611, 615C, 928F, 950K, 962K
6E0411	BEARING GP-LIFT	910E, 918F, 924F, IT18F, IT24F, IT28F
6E0781	CYLINDER GP-STICK	345C, 350, 350 L, 365B, 365B II, 365B L, 365C, 365C L, 374D L, 374F L, 375, 375 L, 385B, 385C, 385C FS, 385C L, 5080, 5090B
6E0787	CYLINDER GP-BOOM	350, 350 L, 365B, 365B II, 365C, 375, 375 L, 385C, 385C FS, 5080, 5090B
6E0813	CYLINDER GP-BUCKET	365B, 365B II, 365B L, 365C, 365C L, 374D L, 374F L, 375, 375 L, 385B, 385C, 385C L, 390D, 390D L, 390F L, 5080
6E1108	CYLINDER GP-BULLDOZER LIFT	D7H, D7R, D7R II, D7R XR, D8N, D8R, D8R II, D8T

## BEARING SLEEVES (CONT.)

Part No.	Application	Equipment Model
6E3535	CYLINDER GP-BUCKET	307B, 311, 311B, 312, 312B, 312B L, 313B, 320 L, 320B, 320C, 320N, 322B L, 322C, 322C FM, 325, 325 L, 325B L, 325C, 330B L, 350, 350 L, 375, 375 L
6G9698	FRAME GP	785, 785B, 785C, 785D, 789, 789B, 789C, 789D, 793, 793B, 793C, 793D, 793F, 793F AC, 793F-XQ
6I5168	LINKAGE AR-BUCKET	350, 350 L, 365C, 375, 375 L, 385B, 385C, 385C L, 390D, 390D L, 390F L, 5080, S305, S465, VHS-50
6J1152	FRAME GP	824B, 824C, 826C, 834B, 836
6K3030	LATCH GP-CAB DOOR	627, 657B, 666B, 772, 773, 814, 910, 910E, 931B, 931C, 933, 935C, 939, 950, 966C, 980, 980B, 988, D3B, D3C II, D3C III, D4C, D4C III, D5C III, IT12B, R1300, R1300G, R1300G II, R1600, R1600G, R1600H
6K4076	FRAME GP-FRONT	120M, 120M 2, 12H, 12H ES, 12H NA, 12K, 12M, 12M 2, 12M 3, 12M 3 AWD, 140H, 140H ES, 140H NA, 140K, 140K 2, 140M, 140M 2, 140M 3, 140M 3 AWD, 143H, 160H, 160H ES, 160H NA, 160K, 160M, 160M 2, 160M 3
6N0977	GEAR GP-FRONT	3412, 3412C, 3412D, 3412E, 5110B, 651E, 657E, 773B, 775B, 990, 992C, 992D, C-10, CG137-12, D10N, D10R, D10T, D10T2, D11R, D11T, D9L, G3412, G3412C, PM3412, PR-1000, PR-750B, SCT673, SPS342, SPT342
6T4176	FRAME GP-TELESCOPING RECOIL	D11N, D11R, D11T
6T4177	FRAME GP-TELESCOPING RECOIL	D11N, D11R, D11T
6Y1895	CLUTCH GP-TRANSMISSION	120H, 120H ES, 120H NA, 120K, 120K 2, 120M, 120M 2, 12H, 12H ES, 12H NA, 12K, 12M, 12M 2, 12M 3, 12M 3 AWD, 135H, 135H NA, 140H, 140H ES, 140H NA, 140K, 140K 2, 140M, 140M 2, 140M 3, 140M 3 AWD, 143H
6Y2419	CLUTCH GP-TRANSMISSION	120H, 120H ES, 120H NA, 120K, 120K 2, 120M, 120M 2, 12H, 12H ES, 12H NA, 12K, 12M, 12M 2, 12M 3, 12M 3 AWD, 135H, 135H NA, 140H, 140H ES, 140H NA, 140K, 140K 2, 140M, 140M 2, 140M 3, 140M 3 AWD, 143H
7C7197	BALANCER GP	205B, 3114, 446B, 446D, 918F, 924F, E120B, IT12B, IT24F, RT100
7E3346	GEAR GP-FRONT	3114, 446B, 446D, 918F, 924F, IT12B, IT24F, RT100
7E6002	PUMP GP-FUEL INJECTION	16G, 16H NA, 3406B, 3406C, 375, 375 L, 5080, 578, 583R, 587R, 621E, 621F, 623E, 623F, 627B, 627E, 627F, 814B, 824C, 824G, 825G, 826C, 826G, 980C, 980F, 980F II, 980G, D350E, D400, D400E, D8N, D8R, D8R
7E6003	PUMP GP-FUEL INJECTION	16G, 16H NA, 3406B, 3406C, 3412, 3412C, 375, 375 L, 5080, 578, 583R, 587R, 621E, 621F, 623E, 623F, 627B, 627E, 627F, 814B, 824C, 824G, 825G, 826C, 826G, 980C, 980F, 980F II, 980G, D350E, D400, D400E
7E6004	PUMP GP-FUEL INJECTION	16G, 16H NA, 3406B, 3406C, 375, 375 L, 5080, 578, 583R, 587R, 621E, 621F, 623E, 623F, 627B, 627E, 627F, 814B, 824C, 824G, 825G, 826C, 826G, 980C, 980F, 980F II, 980G, D350E, D400, D400E, D8N, D8R, D8R
7H4710	SPRING GP-EQUALIZER	D5, D5B, D5E
7J9842	CYLINDER GP-STEERING	920, 930R
7K0084	CYLINDER GP-HYDRAULIC	446B, 446D, 950
7N2155	OIL PUMP	245, 3406, 3406B, 3406C, 3406E, 3408, 365C, 365C L, 365C L MH, 374D L, 374F L, 375, 375 L, 385B, 385C, 385C FS, 385C L, 385C L MH, 390D, 390D L, 390F L, 5080, 5090B, 5110B, 578, 583R, 587R, 589, C-15
7N2156	OIL PUMP	16G, 16H NA, 245, 24H, 24M, 3406, 3406B, 3406C, 3406E, 3408, 3408B, 3408C, 3408E, 3412, 3412C, 3412D, 3412E, 3456, 365C, 365C L, 365C L MH, 374D L, 374F L, 375, 375 L, 385B, 385C, 385C FS, 385C L
7N2213	OIL PUMP	245, 3406, 3406B, 3406C, 3406E, 3408, 365C, 365C L, 365C L MH, 375, 375 L, 385B, 5080, 5090B, 5110B, 578, 583R, 589, C-15, C-16, C15, D10N, D10R, D10T, D10T2, D11R, D11T, D8L, D8N, D8R, D8R II, D9L
7N7970	PUMP GP-FUEL INJECTION	120G, 12G, 12H, 12H ES, 12H NA, 130G, 140G, 140H, 140H ES, 140H NA, 143H, 14G, 14H NA, 160G, 160H, 160H ES, 160H NA, 163H NA, 215, 225, 235, 235B, 320A, 330, 330 FM L, 330 L, 330A, 330AB, 3306, 3306B
7P3454	CONTROL GP-WORK TOOL	924G, 924GZ, 924H, 924HZ, 928G, 928H, 928HZ, 936, 936F, 938F, 938G, 938G II, 938H, 953, 953B, 953C, 953D, 962G, G936, IT28G, IT38F, IT38G, IT38G II, IT38H, IT62G, IT62G II, IT62H
7P7858	EQUALIZER BAR GP	517, 561M, 561N, 963, 973, 973C, D3B, D4H, D4H XL, D4HTSK II, D4HTSK III, D5M, D5N, D6K, D6K LGP, D6K XL, D6K2, D6K2 LGP, PL61
7S6145	STEERING BRAKE GROUP	571G, 572G, 977K, 977L, 983, 983B, 9A, D6C, D6D, D6E, D6E SR, D6G, D6G SR, D6G2 LGP, D6G2 XL, D7F, D7G, D7G2
7T3746	FRAME GP-RIPPER	D7E, D7E LGP, D7H, D7R, D7R II, D7R XR, D8N, D8R, D8R II, D8T
7T9014	CASE & FRAME GP	D10N, D10R, D10T, D10T2, D11R, D11T
7V8152	BOOM GROUP	245, 245D
7W9930	OIL PUMP	120H, 120H ES, 120H NA, 120K, 120K 2, 12K, 12M, 135H, 135H NA, 140G, 140K, 140K 2, 140M, 160K, 214B, 30/30, 3114, 3116, 3126, 3126B, 3126E, 320 L, 320B, 322B L, 322B LN, 322C, 322C FM, 324D, 324D FM
7Y3427	BOOM GP-GRAPPLE	1090, 1190, 1190T, 1290T, 1390, 2290, 2390, 2491, 2590, 320 L, 320N, 322, 322 FM L, 322 LN, 325, 325 L, 325 LN, 330B L, 511, 517, 521, 521B, 522, 522B, 527, 532, 541, 541 2, 551, 552, 552 2, TK7
7Y3428	LINKAGE GP-BUCKET	311, 311B, 312, 312B, 312B L, 312C L, 313B, 318B, 320 L, 320B, 320B L, 320C, 320N, 322, 322 FM L, 322 LN, 322B, 322B L, 322B LN, 325, 325 L, 325 LN, 325B, 325B L, 325C, 325D L, 330, 330 FM L, 330 L
7Y3590	LINKAGE GP-BUCKET	365C, 375, 375 L, 385B, 385C, 385C L, 5080, P115, VPC-30

## BEARING SLEEVES (CONT.)

Part No.	Application	Equipment Model
7Y4939	CYLINDER GP-HYDRAULIC	322 LN, 322B L, 322B LN, 322C, 322C FM, 324D FM, 324D FM LL, 325 LN, 325B L, 330, 330 FM L, 330 L, 330B, 330B L, 345B II, 345B L, 350, 350 L, 365B, 365B II, 365B L, M325B, W330B
7Y5102	CYLINDER GP-COUNTERWEIGHT	322, 322 FM L, 322 LN, 322B, 322B L, 322B LN, 322C, 322C FM, 324D FM, 324D FM LL, 325, 325 L, 325 LN, 325B, 325B L, 325C, 325C FM, 325D FM, 325D FM LL, 325D L, 330, 330B, 330B L, 330C, 330C FM, 330C L
7Y5128	CYLINDER GP-TILT	1090, 1190, 1190T, 1290T, 1390, 2290, 2390, 2391, 2491, 2590, 318B, 320 L, 320B, 320N, 322, 322 FM L, 322 LN, 322B L, 322C FM, 325, 325 L, 325 LN, 325B, 325B L, 325C, 325D L, 330, 330 FM L, 330C, 330D
7Y5131	CYLINDER GP-BUCKET	318B, 320 L, 320B, 320N, 322, 322 FM L, 322 LN, 322B L, 322C FM, 325, 325 L, 325 LN, 325B L, 330, 330 FM L, 330B L, 345B L, 350, 350 L, 5080, HYDRAULIC, M315C, M315D, M316C, M316D, M317D 2, M320, M322
7Y9914	MAST GP	365B, 365B II, 365B L, 365C, 365C L, 374D L, 374F L, 375, 375 L, 385B, 385C, 385C L, 5080
7Y9915	LINKAGE GP-BUCKET	365B, 365B II, 365B L, 365C, 365C L, 374D L, 374F L, 375, 375 L, 385B, 385C, 385C L, 390D, 390D L, 390F L, 5080, P115, VPC-30
8D7173	DRIVE GP-CIRCLE	120G, 12G, 130G, 140G, 14G, 14H NA, 160G, 574
8E3416	CLUTCH GP	515, 525, 525B, 525C, 525D, 535B, 535C, 535D, 545, 545C, 545D, 555D, 910E, 918F, 924F, 924G, 924GZ, 924H, 924HZ, 928F, 928G, 928H, 928HZ, 930G, 938F, 938G, 938G II, 938H, 950 GC, IT12B, IT14B, IT14F
8E3433	CLUTCH GP	515, 525, 525B, 525C, 525D, 535B, 535C, 535D, 545, 545C, 545D, 555D, 928F, 938F, 938G, 938G II, 938H, 950 GC, IT28F, IT38F, IT38G, IT38G II, IT38H
8E3435	CLUTCH GP	515, 525, 525B, 525C, 525D, 535B, 535C, 535D, 545, 545C, 545D, 555D, 928F, 938F, 938G, 938G II, 938H, 950 GC, IT28F, IT38F, IT38G, IT38G II, IT38H
8E5488	C-FRAME GP	D8N, D8R
8E6752	BLADE GP-SEMI-UNIVERSAL	834G, 834H, 834K, 844, 844H, 844K, D8N, D8R, D8R II, D8T, D9N, D9R, D9T
8E6755	PUSH ARM GP	824G, 824G II, 824H, 824K, 825G, 825G II, 825H, 825K, D7H, D7R, D7R II, D7R XR, D8L
8E6756	BULLDOZER AR	824G, 824G II, 824H, 824K, 825G, 825G II, 825H, 825K, D7H, D7R, D7R II, D7R XR, D8L
8E9522	FRAME GP-UNDERCARRIAGE	527, D6H, D6H II, D6H XL, D6H XR, D6R, D6R II, D6R III, D6R STD, D6T, D6T LGP, D6T XL
8G8311	BAR GP-EQUALIZER	D6H, D6H XL, D6H XR, D6R, D6R II
8J0001	CYLINDER GP-LIFT	515, 518, 518C, 525, 528, 528B, 530B
8J0201	CYLINDER GP-LOAD	621B, 621E, 621F, 621G, 621H, 621K, 623, 623E, 623F, 623G, 623H, 623K, 623K LRC, 627B, 627E, 627F, 627G, 627H, 627K, 627K LRC
8J5654	CYLINDER GP-LIFT	16G, 16H, 16H NA, 16M
8J5667	CYLINDER GP-BUCKET	924H, 930, 941, 943, 950, 953, 953C, 953D, 955C, 955K, 955L
8J6384	CYLINDER GP-LIFT	120G, 120H, 120H ES, 120H NA, 120K, 120K 2, 120M, 120M 2, 12G, 12H, 12H ES, 12H NA, 12K, 12M, 12M 2, 12M 3, 12M 3 AWD, 130G, 135H, 135H NA, 140G, 140H, 140H ES, 140H NA, 140K, 140K 2, 140M, 140M 2
8J9910	CYLINDER GP-RIPPER	120K, 120M, 12G, 12H, 12H ES, 12H NA, 12K, 12M, 130G, 140G, 140H, 140H ES, 140H NA, 140K, 140K 2, 140M, 143H, 160H, 160H ES, 160H NA, 160K, 160M, 163H, 163H NA, 24H, 24M, 621, 621B, 621E, 621F, 621G
8J9911	CYLINDER GP-RIPPER	120K, 120M, 12G, 12H, 12H ES, 12H NA, 12K, 12M, 130G, 140G, 140H, 140H ES, 140H NA, 140K, 140K 2, 140M, 143H, 160H, 160H ES, 160H NA, 160K, 160M, 163H, 163H NA, 24H, 24M
8J9926	CYLINDER GP-STEERING	631D, 631E, 631G, 633D, 633E, 637D, 637E, 637G, 639D
8N2518	HOUSING GP-FUEL PUMP	120G, 12G, 130G, 140G, 14G, 160G, 215, 225, 235, 320A, 330 L, 330A, 330A B, 330B, 330B B, 515, 517, 518C, 525, 527, 572G, 615C, 627E, 637E, 815B, 916, 926, 930R, 936F, 950B, 950B/950E, 953, 963, 966F
8P7598	GUARD GP-RADIATOR	D10N, D10R, D10T, D10T2, D9L
8R1088	DIFFERENTIAL GP	814F, 815F, 816F, 950H, 962G, 966F, 966F II, 970F, R1600
8R2201	BRAKE & PLANETARY GP	928G, 928H, 928HZ, IT18F, IT28F, IT28G
8R2211	DIFFERENTIAL GP	515, 525, 918F, 924F, 924G, 924GZ, 924H, 924HZ, 928G, 928H, 928HZ, 930G, 936F, 938F, 938G, 938G II, 950F, 950F II, 950G, 960F, 962G, IT18F, IT24F, IT28F, IT28G, IT38F, IT38G, IT38G II, R1300
8R6281	STICK GP-HOE	225D, 229D
8R6282	STICK GP-HOE	225D, 229D, 231D
8R8378	BOOM GP	215C, 215D
8S6511	OIL PUMP	120G, 12G, 12H, 12H ES, 12H NA, 130G, 140G, 140H, 140H ES, 140H NA, 143H, 14G, 14H NA, 160G, 160H, 160H ES, 160H NA, 163H NA, 1673C, 16G, 16H NA, 225, 235B, 24H, 24M, 330, 330 L, 330A, 330A B, 330B
8S6517	DRIVE GP-GOVERNOR	12F, 140B, 193, D6C, G3408, G3408B, G3408C, G3412, G3412C
8V0905	PIN GP-BUCKET	988B
8W4167	CIRCLE GP	14G, 14H, 14H NA, 14M, 16G, 16H, 16H NA, 16M
8X6729	LINK GP-STEERING	776C, 776D, 777, 777B, 777D, 777F, 777G, 784B, 784C, 785, 785B, 785C, 785D, 789, 789B, 789C, 789D, 793, 793B, 793C, 793D, 793F, 793F AC, 793F CMD, 793F-XQ, 797, 797B

## BEARING SLEEVES (CONT.)

Part No.	Application	Equipment Model
9C4007	WHEEL GP-FINAL DRIVE & BRAKE	528B, 530B, 814B, 815B, 816B, 966D, 966F
9C6020	BRAKE & PLANETARY GP	918F, 924F, 924G, 924GZ, 924H, 924HZ, 924K, IT18F, IT24F
9C6318	BRAKE & PLANETARY GP	515, 518C, 928F, 936F, 938F, 938G, 938G II, IT28F, IT38F, IT38G, IT38G II
9D3402	FRAME GP	776, 776C, 776D, 777, 777B, 777D, 777F, 777G
9D5942	DRIVE GP-CIRCLE	14G, 14H, 14H NA
9H8751	TRANSMISSION	825C, 826C, 834B, 836, 941, 951B, 955K, 955L, 977K, 977L, 980, 980B, 980C, 980F, 983, 983B, 988B, D350E, D350E II, D400E, D6H, D7H, D8H, D8K
9J1187	CYLINDER GP-LOAD	631E, 631G, 633E II, 637D, 637E, 637G
9J1676	FRAME GP-FDR & TRACK ROLLER	621, 621B, 621E, 621F, 621G, 621H, 621K, 621R, 623B, 623E, 623F, 623G, 623H, 623K, 623K LRC, 627B, 627E, 627F, 627G, 627H, 627K, 627K LRC, PM-465
9J1679	FRAME GP-DRAFT	621, 621B, 621E, 621F, 621G, 621H, 621K, 623B, 623E, 623F, 623G, 623H, 623K, 623K LRC, 627B, 627E, 627F, 627G, 627H, 627K, 627K LRC
9J2986	CYLINDER GP-LIFT	992C, 992D
9J5427	CYLINDER GP-STEERING	992C, 992D
9J6549	CYLINDER GP-RIPPER	854G, D10N, D10R, D10T, D10T2, D9L
9J6687	FRAME GP-RIPPER	854G, D9L
9J7099	CYLINDER GP-TILT	950G, 950G II, 950H, 962G, 962G II, 962H, 966D, 966F, 966F II, 966G, 966G II, 966H, 966K, 966M, 966M XE, 970F, 972G, 972G II, 972H, 972M, 972M XE, R1300, R1300G, R1300G II
9J9427	BEARINGS-CUSHION HITCH	621B, 621E, 621F, 621G, 621H, 621K, 623B, 623E, 623F, 623G, 623H, 623K, 623K LRC, 627B, 627E, 627F, 627G, 627H, 627K, 627K LRC, 631C, 633C
9K2514	DIFFERENTIAL GP	834B, 988B
9N5572	OIL PUMP	225, 320B, 613B, 613C, CS-551, FB221, PR-1000, PS-500
9N6667	PUMP GP-FUEL INJECTION	16G, 245, 3406B, 578, 621E, 623E, 627E, 824C, 826C, 980C, SS-250
9R0140	STICK GP-EXTENSION	426, 428, 436, 438
9R0153	ARM GP-LIFT	414E, 416, 416B, 416C, 416D, 416E, 420D, 420E, 420F, 424D, 426, 426B, 426C, 428, 428B, 428C, 428D, 428E, 428F, 430D, 430E, 430F, 432D, 432E, 432F, 434E, 434F, 436, 436B, 436C, 438, 438B, 438C, 438D
9R0411	ARM GP-LIFT	416, 416B, 416C, 416D, 416E, 416F, 420D, 420E, 420F, 422E, 422F, 424B, 424B HD, 424D, 426, 426B, 426C, 428, 428B, 428C, 428D, 428E, 428F, 430D, 430E, 430F, 432D, 432E, 432F, 434E, 436, 436B, 436C, 438
9R0430	PIN & LINK GP-LIFT ARM	272C, 272D, 272D XHP, 297C, 299C, 299D, 299D XHP, 416, 416B, 416C, 416D, 420D, 422E, 424D, 426, 426B, 426C, 428, 428B, 428C, 428D, 428E, 432D, 432E, 434E, 436C, 438, 438C, 442D, 442E, 444E
9R0614	LOCK AR	426, 428, 436
9R1494	LOCK AR	426, 428, 436, 438
9R1495	AXLE GP-FRONT	416, 428
9R1725	AXLE GP-DRIVE & STEER	416, 416B, 426, 426B, 428, 428B, 436, 436B, 438
9R1917	HYDRAULIC AR	416, 416B, 416C, 416D, 420D, 424D, 426B, 426C, 428, 428B, 428C, 430D, 436C, 446, 446B, 446D
9R2614	LATCH GP-CAB DOOR	414E, 416, 416B, 416C, 416D, 416E, 420D, 420E, 422E, 424B, 424B HD, 424D, 426, 426B, 426C, 428, 428B, 428C, 428D, 430D, 430E, 436, 436B, 436C, 438, 438B, 438C, 446, 446B, 446D, 450E, 450F, R1300
9R2700	CYLINDER GP-BOOM	416E
9R3812	CYLINDER GP-BACKHOE BUCKET	426B, 426C, 430D, 436B, 436C, 446, 446B, 446D
9R4045	AXLE GP-DRIVE & STEERING	416, 416B, 426, 426B, 428, 428B, 436B
9R4108	CYLINDER GP-STABILIZER	416B, 416C, 416D, 420D, 422E, 424D, 426C, 428C, 428D, 428E, 432D, 432E, 434E, 436C, 438C, 442D, 442E, 444E, 446, 446B, 446D
9R5921	FRAME GP-SWING	428
9R5922	CYLINDER GP-SWING-RH	416, 436
9R6227	BOOM GP	436, 438
9R7891	IDLER GP-ROTOR DRIVE	416, 416B, 416C, 422E, 422F, 424D, 426B, 426C, 428, 428B, 428C, 428D, 428E, 428F, 432D, 432E, 432F, 434E, 434F, 436, 436B, 436C, 438, 438B, 438C, 438D, 442D, 444F, PM-201, PM-465, PM-565, PM-565B
9R7960	CYLINDER GP-BACKHOE BUCKET	416B, 416C, 416D, 420D, 424D, 426B, 426C, 428B, 428C, 428D, 430D, 432D, 436C, 438B, 438C, 438D, 442D, D8T
9R9505	CYLINDER GP-SWING	416B, 416C, 416D, 420D, 424D, 426B, 426C, 428B, 428C, 428D, 430D, 432D, 436C, 438B, 438C, 438D, 442D, 446B, 446D

Part numbers are used for reference purposes only.

Costex Tractor Parts Copyright © 2023. All rights reserved.



## BEARING SLEEVES (CONT.)

Part No.	Application	Equipment Model
9S6729	GEAR GP-REAR	571G, 572G, D10, D11N, D11R, D6C, D7F, D7G, D7G2
9T5599	CYLINDER GP-TILT	518C, 910E, 914G, 918F, 924F, IT14G2
9T8424	CYLINDER GP-LIFT	527, D5H, D5HTSK II
9W3510	CASE & FRAME GP	D8L
9W5560	FRAME GP	24H, 24M, D4H
9W6467	CLUTCH GP-TRANSMISSION	120H, 120H ES, 120H NA, 120K, 120K 2, 120M, 120M 2, 12H, 12H ES, 12H NA, 12K, 12M, 12M 2, 12M 3, 12M 3 AWD, 135H, 135H NA, 140H, 140H ES, 140H NA, 140K, 140K 2, 140M, 140M 2, 140M 3, 140M 3 AWD, 143H
9W7919	KIT-FINAL DRIVE BEARING	578, 589, D9R, D9T

## BUSHINGS

Part No.	Application	Equipment Model
0875379	CIRCLE GP	24H, 24M, 325B L, 325C FM, 325D FM, 325D FM LL, 330B L, 330C FM, 330D FM, 345B, 345B II, 345B II MH, 345B L, 345C, 345C L, 345D, 345D L, 345D L VG, 349D, 349D L, 349E, 349E L, 349E L VG, 349F L, 350
0964402	CYLINDER & SEAL GP-BUCKET	318B, 318C, 319D L, 319D LN, 320, 320 L, 320B, 320B L, 320C, 320C FM, 320C L, 320D, 320D FM, 320D FM RR, 320D GC, 320D L, 320D LN, 320D LRR, 320D RR, 320D2, 320D2 GC, 320D2 L, 320E, 320E L, 320E LN
0964430	CYLINDER & SEAL GP-STICK	318B, 318C, 319D L, 319D LN, 320D, 320D FM, 320D L, 320D2, 320D2 L, 320E LN, 323D L, 323D LN, 323D SA, 323D2 L, 323E L, 324D, 324D FM, 324D L, 324E, 324E L, 324E LN, 325D, 325D L, 326D L, 328D LCR
0969512	CYLINDER GP-TILT	1190T, 1290T, 2391, 2491, 320, 320 L, 320N, 522, 522B, 532, 552, 552 2, E200B, TK722, TK732, TK752
0990718	LINKAGE GP-BUCKET	311, 311B, 312, 312B, 312B L, 313B, 320B, 320C, 320N, 322B, 322B L, 322C, 322C FM, 325, 325B L, 325C, 330B L, E110B, E120B, E200B, E240C, EL240B
0990721	LINKAGE GP-BUCKET	311, 311B, 312, 312B, 313B, 320B, 320C, 320N, 322B, 322B L, 322C, 322C FM, 325, 325B L, 325C, 330B L, E110B, E120B, E200B, E240C, EL240B
0996144	VALVE GP-PILOT	2384C, 2484C, 303, 303.5C, 303.5D, 303.5E, 303C CR, 304, 304C CR, 304D CR, 304E, 305, 305.5, 305.5D, 305.5E, 305C CR, 305D CR, 305E, 306, 306E, 307, 307B, 307C, 307D, 307E, 308C, 308D, 308E, 308E CR
1024560	FRAME GP-LOADER	416B, 416C, 416D, 420D, 424D, 426B, 426C, 428B, 428C, 428D, 430D, 432D, 436B, 436C, 438B, 438C, 438D, 442D
1024606	DIFFERENTIAL GP	611, 615C, 966F II, 970F, D25D
1035345	BOOM GP	330, 330 FM L, 330 L, 330B L
1048655	CIRCLE GP	120H, 12H, 12H ES, 12H NA, 12K, 140H, 140H ES, 140H NA, 140K, 140K 2, 143H, 160H, 160H ES, 160H NA, 160K, 163H, 163H NA
1052575	CYLINDER & SEAL GP-BUCKET	320B, 320B FM LL, 320C, 320C FM, 320D, 320E, 320E L, 320E RR, 321B, 321C, 321D LCR, 322, 322B, 322C, 324D, 324D L, 324E, 324E L, 324E LN, 325B, 325C, 325C L, 326D L, 328D LCR, 330C L, 375
1052659	CYLINDER GP-BOOM	330B L, 330C FM, 330D FM, 345B II, 345B L, 350, 350 L, 568 FM LL, M330D
1053015	C-FRAME GP-POWER ANGLING	527, D5H, D5H XL, D5HTSK II
1066872	CYLINDER GP-STICK	315, 315B, 315B L, 317, 317B LN, 336E, 336E L, 345D L, 349D, 349D L, 349E, 349E L, 349E L VG, 349F L, M312, M313C, M313D, M315, M315D 2
1079845	STICK GP	1090, 1190, 1190T, 1290T, 2290, 2390, 2391, 2491, 315, 317, 511, 521, 521B, 522, 522B, 532, HEX-WEDGE, TK711, TK721, TK722, TK732
1134982	STICK GP-HOE	M312, M313C, M313D, M315, M315C, M315D, M315D 2, M316C, M316D, M317D 2, S305, VHS-50
1140757	CYLINDER GP-STICK	1390, 2590, 320 L, 320B, 320C, 320D, 320D FM, 320D2, 320D2 L, 322 LN, 322B L, 322B LN, 322C, 322C FM, 323D L, 323D LN, 323D SA, 324D, 324D FM, 324D FM LL, 324D L, 324D LN, 324E LN, 325B L, 325C, 325C
1140760	CYLINDER GP-COUNTERWEIGHT	1390, 2590, 320B, 320C, 322B, 322B L, 322B LN, 322C, 322C FM, 323D L, 324D, 324D L, 324D LN, 324E L, 324E LN, 325, 325 L, 325 LN, 325B, 325B L, 325C, 325C FM, 325C L, 325D, 325D FM, 325D FM LL
1140761	CYLINDER GP-HYDRAULIC	322B L, 322C, 322C FM, 324D FM, 324D FM LL, 325B L, 328D LCR, 330, 330 L, 330B, 330B L, 330C FM, 330D FM, 345B, 345B II, 345B II MH, 345B L, 345C, 345C L, 345D, 345D L, 345D L VG, 349D, 349D L, 349E
1140762	CYLINDER GP-BUCKET	324D, 325B L, 325C, 325C FM, 325D FM, 325D FM LL, 329D LN, 330, 330 L, 330B, 330B L, 330C, 330C FM, 330C L, 330C MH, 330D, 330D FM, 330D L, 330D LN, 330D MH, 336D, 336D L, 336D LN, 336D2, 336D2 L
1164825	ARM GP-LIFT	416C, 420D, 420E, 426C, 428C, 428D, 428E, 430D, 430E, 432D, 432E, 434E, 436C, 438C, 438D, 442D, 442E, 444E
1174015	BAR GP-EQUALIZER	D9R, D9T
1195200	CYLINDER & SEAL GP-BOOM	318B, 320B
1195214	CYLINDER & SEAL GP-STICK	318B, 320B, 320B FM LL, 320C FM, 320D, 321C, 321D LCR, 322B, 322B L, 322C, 322C FM, 324D FM, 324D FM LL
1195228	CYLINDER & SEAL GP-BUCKET	318B, 320B, 320B L

## BUSHINGS (CONT.)

Part No.	Application	Equipment Model
1195229	CYLINDER & SEAL GP-BUCKET	318B, 320B, 320B L
1195324	CYLINDER & SEAL GP-HYDRAULIC	320B, 320B FM LL, 320C FM, 320D, 322B, 325B, 375
1195325	CYLINDER & SEAL GP-STICK	320B, 320D, 322B, 325B, 375
1259750	GEAR GP-REAR	3508, 3512, 3516, 5130, 5230, 776C, 784B, 785, 785B, 789, 789B, 793B, 994, D11N, G3508, G3512, G3516
1275400	DRIVE GP-ACCESSORY	3056, 3508, 3508B, 3508C, 3512, 3512B, 3512C, 3516, 3516B, 3516C, 5130, 5130B, 5230, 5230B, 776C, 776D, 777, 777B, 777C, 777D, 784B, 784C, 785, 785B, 785C, 785D, 789, 789B, 789C, 789D, 793B, 793C, 793
1289262	CYLINDER GP-STICK	312D2, 350 L, 365B, 365B II, 365C, 365C L, 375, 375 L, 385B, 385C, 385C FS, 385C L, 385C L MH, 390D, 390D L, 390F L, 5080, 5090B, 5110B
1289882	STICK GP	315B, 318B, 320 L, 320B, 320B FM LL, 320C, 320N, 325, 325B, 325B L, 325C FM, 325D FM, 325D FM LL, 330, 330B, 330B L, 330C FM, 330D FM, 568 FM LL, M325C MH, M325D L MH, W330B
1294296	BRAKE & PLANETARY GP	966G, 966G II, 966H, 966K, 972G, 972G II, 972H, 972K, IT38G II
1294487	BAR GP-EQUALIZER	D11N, D11R, D11T
1297768	STICK GP	322C, 322C FM
1297770	CYLINDER & SEAL GP-BOOM	320B, 328D LCR
1303139	BAR GP-EQUALIZER	572R, 572R II, D7H, D7R, D7R II, D7R XR, D8N, D8R, D8R II, D8T
1310167	PUMP GP-GEAR	561M, 561N, 613G, 735, 735B, 740, 740B, 770G, 797, 797B, 854G, 854K, 992G, 992K, 993K, D10R, D10T, D11N, D11R, D11T, D5M, D5N, D5R LGP, D6M, D6N, D6N LGP, D6R, D6R STD, D9R
1314428	AXLE GP-FRONT	120H, 120H ES, 120H NA, 120K, 120K 2, 120M, 120M 2, 12H, 12H ES, 12H NA, 12K, 12M, 12M 2, 12M 3, 12M 3 AWD, 135H, 135H NA, 140H, 140H ES, 140H NA, 140K, 140K 2, 140M, 140M 2, 140M 3, 140M 3 AWD, 143H
1320985	DIFFERENTIAL GP	834B, 836, 988F II, AD40, AE40, R2900
1327431	FRAME GP	795F AC, 795F XQ, 797, 797B, 797F, 990, 990 II, 990H, 990K
1372819	STICK GP	315B, 315B L, 317B LN, 318B, 320B, 320B FM LL, 320B U, 320C FM, 322B, 322B L, 322B LN, 322C, 325, 325B, 325B L, 325C, 330, 330 FM L, 330 L, 330B, 330B L, 385B, M320, M325B, TK1051
1372822	STICK GP	325C FM, 325D FM, 325D FM LL, 330 L, 330B, 330B L, M325C MH, M325D L MH
1372919	STICK GP	315B, 315C, 318B, 318C, 320B, 320C, 320C FM, 321B, 321C, 322B, 322B L, 322B LN, 325B L, 325C L, 330B L, 330C L, 330D L, 345B II, M315, M318
1373059	STICK GP-HOE	311B, 312, 312B, 312C L, 313B, M315, S305, S365B
1373060	STICK GP-HOE	311B, 312, 312B, 313B, 320B, 320C, 322C, 325B L, 325C, 330B L
1374836	DRIVE GP-FINAL	D9R, D9T
1413447	LINKAGE GP-BUCKET	345B II, 345B L, P115, S115, VPC-30, VPS-35
1428805	CLAM AS	216, 216B, 216B3, 226B, 226B3, 228, 232B, 236, 236B, 236B3, 236D, 242B, 242B3, 242D, 246C, 246D, 247, 247B, 247B3, 248, 252B, 252B3, 256C, 257B, 257B3, 257D, 259B3, 259D, 262C, 262C2, 262D, 267, 267B
1433841	CYLINDER GP-BOOM	318C, 320B, 320C, 321B, 321C, 322C, 325B L, 325C, 330B L, 330C, 345B II, 345B L, M320, TK1051
1458737	PUSH ARM GP	D11R, D11T
1461842	AXLE GP-FRONT	120H, 120H ES, 120H NA, 120K, 120K 2, 120M, 120M 2, 12H, 12H ES, 12H NA, 12K, 12M, 12M 2, 12M 3, 12M 3 AWD, 135H, 135H NA, 140H, 140H ES, 140H NA, 140K, 140K 2, 140M, 140M 2, 140M 3, 140M 3 AWD, 143H
1461843	AXLE GP-FRONT	120H, 120H ES, 120H NA, 120K, 120K 2, 120M, 120M 2, 12H, 12H ES, 12H NA, 12K, 12M, 12M 2, 12M 3, 135H, 135H NA, 140H, 140H ES, 140H NA, 140K, 140K 2, 140M, 140M 2, 140M 3, 143H, 160H, 160H ES, 160H NA
1474357	C-FRAME GP	D5M, D5N, D6K, D6K LGP, D6K XL
1505839	CYLINDER & SEAL GP-BUCKET	318B, 318C, 319D L, 319D LN
1510650	CYLINDER GP-STICK	345B II, 345B II MH, 345B L, 345C, 365B, W345B II
1531728	ROTATOR GP-HYDRAULIC	365B, 365B II, 365B L, 365C, 385B, S365B, S365C, S465, VHS-60/3
1567485	TORQUE CONVERTER GP	583T, D8R II, D8T, PL83
1595756	ARM AS-LIFT	216, 216B, 216B3, 226B, 226B3, 228, 232B, 242B, 242B3, 247, 247B, 247B3, 257B, 257B3, 259B3
1608184	GEAR GP-REAR	120M, 120M 2, 12M, 12M 2, 12M 3, 12M 3 AWD, 140M, 140M 2, 140M 3, 140M 3 AWD, 14M, 160M, 160M 2, 160M 3, 160M 3 AWD, 16M, 235B, 3176C, 3196, 350, 365B, 365B II, 365B L, 365C, 365C L, 365C L MH, 374D L
1620152	DRIVE GP-UNIT INJ HYD PUMP	24H, 3408E, 3412E, 5110B, 631D, 631E, 631G, 633E II, 637E, 637G, 651E, 657E, 69D, 769C, 769D, 771D, 773B, 773D, 773E, 775B, 775D, 775E, 834B, 836, 844, 988B, 988F II, 990, 990 II, 992C, AD40, AE40, C3.
1633749	STICK GP-HOE	315C, 318C, 320B, 320C, 320C FM, 321B, 321C, 322C, 322C FM, 325C, 325C FM, 325C L, 330D L, 345B II, 365B II, 385B
1633751	CYLINDER GP-BUCKET	318C, 319C, 320B, 320C, 320C FM, 320C L, 321C, 322C, 325B L, 325C, 325C L, 325D, 330B L, 330C, 345B II, 345B L
1722848	CYLINDER GP-BUCKET	312D2, 365B II, 365C, 365C L, 385B, 385C, 385C L, 390D, 390D L, 390F L

Part numbers are used for reference purposes only.

Costex Tractor Parts Copyright © 2023. All rights reserved.

## BUSHINGS (CONT.)

Part No.	Application	Equipment Model
1722997	CYLINDER GP-BOOM	312D2, 385B, 385C, 385C FS, 385C L, 385C L MH, 390D, 390D L, 390F L, 5090B, 5110B
1733428	PUMP GP-MAIN HYDRAULIC	318C, 319C, 320C, 320C FM, 320C L, 320D, 320D FM, 320D FM RR, 320D GC, 320D L, 320D LN, 320D LRR, 320D RR, 320D2, 320D2 GC, 320D2 L, 320E, 320E L, 320E LN, 320E LRR, 320E RR, 321C, 321D LCR, 322C
1746818	DIFFERENTIAL & BEVEL GEAR GP	120H, 120H ES, 120H NA, 120K, 120K 2, 135H, 135H NA
1746819	DIFFERENTIAL & BEVEL GEAR GP	12H, 12H ES, 12H NA, 12K, 140H, 140H ES, 140H NA, 140K, 140K 2, 143H, 160H, 160H ES, 160H NA, 160K, 163H, 163H NA
1746820	WHEEL GP-GRADE SENSOR	PM-465
1754070	AXLE GP-DRIVE & STEERING	416B, 428B, M318, M318C MH, M320, M322C
1865590	LINKAGE GP-BUCKET	322C, 325C
1893869	LINKAGE GP-BUCKET	312C, 312C L
1915644	CYLINDER GP-STICK	324D, 325C, 325D L, 328D LCR, 330C, 330C FM, 330C L, 330D, 330D FM, 330D L, 330D LN, 336D, 336D L, 336D LN, 336D2, 336D2 L, 336E, 336E H, 336E L, 336E LH, 336E LN, 336F L, 340D L, 340D2 L, 345C, 345C
1919633	CYLINDER & MTG GP-LIFT ARM	216, 232B, 242B, 242B3, 242D, 247, 247B, 257B, 257B3, 257D, 259B3, 259D
1928318	STICK GP-HOE	325C
1929067	TAILGATE AR	725, 730, 730C, 735, 735B, 740, 740B, D250E II, D300E II, D350E II, D400E II
1944175	MOUNTING GP-BLADE	120M, 120M 2, 12M, 12M 2, 12M 3, 12M 3 AWD, 140M, 140M 2, 140M 3, 140M 3 AWD, 160M, 160M 2, 160M 3, 160M 3 AWD
1981142	CYLINDER GP-LIFT	R1300, R1300G, R1300G II, R1600
1985529	LINKAGE GP-BUCKET	365B, 365B II, 365B L, 365C, 365C L, 374D L, 374F L, 385B, 385C, 385C L, 390D, 390D L, 390F L
1F1652	FRONT AXLE	120B, 12E, 140, 140B
1F1653	FRONT AXLE	120B, 12E, 140, 140B
1F2381	FRONT AXLE	12E
1H0030	OIL PUMP	16, 631C, 633C, 657, 824B, D342C, D343, D353C, D397D, D8K, D9E, D9G
1J2087	CYLINDER GP-TILT	7A, 7G, 7S, 824C, 824S, 834B, 9A, D7F, D7G
1J2192	CYLINDER GP-LIFT	824G II, 824H, 844, 844H, 854G, 854K, D10N, D10R, D10T, D10T2, D11N, D11R, D11T
1J2303	CYLINDER GP-TILT	938F, 938G, 938G II, 938H
1J5304	PUSH ARM GP	10S, 854G, 854K, 9B, D10, D11N, D11R
1R7169	CRANK CASE	E110B, E120B, E200B
1T0278	TORQUE CONVERTER GP	589, D10N, D10R, D10T, D10T2, D8H, D8K, D8L, D9H, D9L, D9R
1T0279	PLANETARY GP-TRANSMISSION	980G II, 980H, 980K
1T0647	TRACK ADJUSTER & RECOIL	583R, 583T, 587R, 587T, 621, 621B, 621E, 621F, 621G, 621H, 621K, 623, 623B, 623E, 623F, 623G, 623H, 623K, 623K LRC, 627B, 627E, 627F, 627G, 627H, 627K, 627K LRC, 631C, 631E, 631G, 633D, 633E II, 637D, 621B, 621E, 621F, 621G, 621H, 621K, 623E, 623F, 623G, 623H, 623K, 623K LRC, 627B, 627E, 627F, 627G, 627H, 627K, 627K LRC, 631E, 631G, 633E II, 637D, 637E, 637G, 657E, 657G
1T1347	TORQUE CONVERTER	621B, 621E, 621F, 621G, 621H, 621K, 623E, 623F, 623G, 623H, 623K, 623K LRC, 627B, 627E, 627F, 627G, 627H, 627K, 627K LRC, 631E, 631G, 633E II, 637D, 637E, 637G, 657E, 657G
1T1606	TORQUE CONVERTER GP	824C, 826C, R1700 II, R1700G, R2900, R2900G
1U0738	BLADE	824G, 824G II, 824H, 824K, 825G, 825G II, 825H, 825K, D7H, D7R, D7R II, D7R XR
1V8242	CYLINDER GP-TILT	928HZ, 930G, 980C, 980F, 980F II, 980G, 980G II, 980H, 980K, 980K HLG, 980M, 982M, 986H, R1300, R1300G, R1300G II
1V9148	LEVER GP-TILT	227, 928G, 928HZ, 980C, 980F, 980F II, 980G, 980G II, 980H, 980K, 980K HLG, 980M, 982M, IT28G
1W4738	GEAR GP-REAR	120M, 120M 2, 12M, 12M 2, 12M 3, 12M 3 AWD, 140M, 140M 2, 140M 3, 140M 3 AWD, 14M, 160M, 160M 2, 160M 3, 160M 3 AWD, 16M, 235B, 365C, 365C L, 365C L MH, 374D L, 374F L, 375, 375 L, 385B, 385C, 385C FS
2037322	LINKAGE GP-BUCKET	322C, 325C, 330C, 330C FM, 330C L, 385B, 385C L
2037326	LINKAGE GP-BUCKET	322C, 325C, 330C, 330C FM, 330C L, 385B, 385C L
2037343	LINKAGE GP-BUCKET	330C, 330C L
2042460	PLANETARY GP-TRANSMISSION	621E, 621F, 621G, 621H, 621K, 623E, 623F, 623G, 623H, 623K, 623K LRC, 627E, 627F, 627G, 627H, 627K, 627K LRC, 631E, 631G, 633E II, 637E, 637G
2081959	STICK GP-HOE	321C, 322C, 325C, 330C, 330C FM, 330C L, 385B
2081970	STICK GP-HOE	330C, 330C L, 345B II, 345B L
2096181	BOOM GP	416E, 416F, 420E, 420F, 422E, 428E, 432E, 434E
2098622	GEAR GP-REAR	24M, 583T, 770, 770G, 772, 772G, 773G, 773G LRC, 775G, 775G LRC, 777C, 777D, 777G, 844H, 973D, 988H, 990H, AD55B, AD60, C15, C27, C32, CX31-C15I, D10T, D7E, D7E

## BUSHINGS (CONT.)

Part No.	Application	Equipment Model
2098624	GEAR GP-REAR	24M, 583T, 770, 770G, 772, 772G, 973D, 988H, C15, CX31-C15I, D7E, D7E LGR, D8T, D9T, PL83, PM-200, PM-201, RM-500, TH35-C15I
2131364	HOUSING GP-OSCILLATING AXLE	938F, 938G, 938G II, IT38F, IT38G, IT38G II
2131365	HOUSING GP-AXLE	2470C, 2570C, 2670C, 2864C, 525C, 525D, 533, 535C, 535D, 543, 545C, 545D, 553C, 555D, 563C, 573C, 586C, 950 GC, 950G, 950G II, 950H, 950K, 962G, 962G II, 962H, 962K, 966M, 966M XE, 972M, 972M XE, HA77
2131366	HOUSING GP-AXLE	966G, 966G II, 966H, 966K, 966M, 966M XE, 972G, 972G II, 972H, 972K, 972M, 972M XE
2131368	HOUSING GP-AXLE	814F, 814F II, 815F, 815F II, 816F, 816F II, R1600, R1600G, R1600H
2136682	CYLINDER GP-STICK	420E, 420F, 432E, 434E, 450E, 517, 527
2136683	STICK GP-EXTENDABLE	420E, 420F, 422E, 422F, 428E, 428F, 432E, 432F, 434E, 434F, 444F
2136687	LINKAGE GP-BACKHOE BUCKET	416E, 416F, 420E, 420F, 422E, 428E, 430E, 430F, 432E, 434E, 442E, 444E
2142255	CYLINDER GP-STICK	416E, 416F, 422E, 428E
2151906	CYLINDER GP-STICK	420E, 420F, 422E, 422F, 428E, 428F, 432E, 432F, 434E, 434F, 442E, 444E, 444F
2185197	LINKAGE GP-BUCKET	307C, 307D, 307E, 308C, 308D, 308E, 308E CR, 308E SR, 308E2 CR
2185429	BLADE GP-STRAIGHT	307C, 307D, 307E, 308C, 308D, 308E, 308E CR, 308E SR, 308E2 CR
2201012	BOOM GP	420E, 420F, 432E, 434E
2213187	FRAME GP-TELESCOPING RECOIL	561M, 561N, 953C, 953D, D5M, D5N, D6K, D6K LGR, D6K XL, D6K2, D6K2 LGR, PL61
2213197	FRAME GP-TRACK ROLLER	D5H, D5R LGR, D6M, D6N, D6N LGR, D6R, D6R II, D6R III, D6R STD, D6T, D6T LGR, D6T LGPPAT, D6T XL, D7E, D7E LGR
2213198	FRAME GP-TELESCOPING RECOIL	561M, 561N, 953C, 953D, 963C, 963D, D5M, D5N, D6K, D6K LGR, D6K XL, D6K2, D6K2 LGR, PL61
2213199	FRAME GP-TRACK ROLLER	963C, 963D, 973, 973C
2213202	TRACK ADJUSTER & RECOIL GP	D5H, D5R LGR, D6M, D6N, D6N LGR
2274342	LINK GP-TILT	950G II, 950H, 962G II, 962H, 966H, 966K, 972H, 972K
2276908	STICK GP-HOE	320C, 325C, 325C FM, 325D
2276910	STICK GP	330C, 330C FM, 330C L
2276911	BOOM GP	322C, 322C FM, 325C, 328D LCR
2285614	STICK GP-HOE	315C, 315D L, 316E L, 318D L, 318D2 L, 318E L, 320D, 320D L, 320D2, 320D2 L, 320E LN, 323D L, 323D LN, 323D SA, 323D2 L, 323E L, 324D, 324D FM, 324D L, 324D LN, 324E, 324E L, 324E LN, 325D, 325D FM
2285615	BOOM GP-STUB	315D L, 316E L, 318D L, 318D2 L, 318E L, 319D, 319D L, 319D LN, 320C, 320D, 320D FM, 320D GC, 320D L, 320D LN, 320D LRR, 320D RR, 320D2, 320D2 GC, 320D2 L, 320E, 320E L, 320E LN, 321D LCR, 323D L
2285617	STICK GP	320C, 324D, 324D FM LL, 324D L, 324D LN, 324E, 324E L, 324E LN, 325B L, 325C, 325D, 325D L, 325D MH, 326D L, 328D LCR, 329D, 329D L, 329D LN, 329E, 329E L, 329E LN, 330C, 330D, 330D FM, 330D L, 330D L
2285619	STICK GP-HOE	324D, 330D, 330D L, 330D LN, 336D, 336D L, 336D LN, 336D2, 336D2 L, 336E, 336E L, 336E LN, 336F L, 340D L, 340D2 L, 345C, 345C L, 345D, 345D L, 345D L VG, 349D, 349D L, 349E, 349E L, 349E L VG, 349F L
2285620	CYLINDER GP-BOOM	345C, 345C L, 345C MH, 345D, 345D L, 345D L VG, 349D, 349D L, 365B, 365C, W345C
2285621	CYLINDER GP-BOOM	330C, 330C L, 330D, 330D FM, 330D L, 330D LN, 330D MH, 336D, 336D L, 336D LN, 336D2, 336D2 L, 336E, 336E H, 336E L, 336E LH, 336E LN, 336F L, 340D L, 340D2 L, 345B II, 345B L, 345C, 345C L, 345C MH
2285622	BOOM GP	345C, 345C L, 345C MH, 345D, 345D L, 345D L VG, 349D, 349D L, 349E, 349E L, 349E L VG, 349F L, 365B L, 385B, W345C MH
2285654	STICK GP	324D, 324D FM, 324D L, 324D LN, 325C, 325D, 325D FM, 325D L, 326D L, 328D LCR, 329D, 329D L, 329D LN, 329E
2287110	FRAME GP-DRAFT	613C, 613C II, 613G, GLC85
2291091	STICK GP-HOE	311C, 311D LRR, 311F LRR, 312C, 312C L, 312D, 312D L, 312D2, 312D2 GC, 312D2 L, 312E, 312E L, 313D, 313D2, 313D2 LGR, 314C, 314D CR, 314D LCR, 314E CR, 314E LCR, 320C, 320D, 320D L, 320D2, 320D2 L
2291092	LINKAGE GP-BUCKET	311C, 311D LRR, 311F LRR, 312C L, 312D, 312D L, 312D2, 312D2 GC, 312D2 L, 312E, 312E L, 313D, 313D2, 313D2 LGR, 314C, 314D CR, 314D LCR, 314E CR, 314E LCR, 320C, 320D, 320D L, 320D2, 320D2 L, 320E
2291096	STICK GP-HOE	315C, 315D L, 316E L, 318C, 318D L, 318D2 L, 318E L, 319C, 319D, 319D L, 319D LN, 320B, 320C, 320C FM, 320C L, 320D, 320D FM, 320D FM RR, 320D GC, 320D L, 320D LN, 320D LRR, 320D RR, 320D2, 320D2 GC
2298352	BAR GP-EQUALIZER	D6R, D6R III, D6R STD, D6T, D6T LGR, D6T LGPPAT, D6T XL
2309115	LINKAGE GP-BUCKET	301.5, 301.6C
2343748	STICK GP-HOE	365B, 365B II, 365C, 365C L, 374D L, 374F L, 385C, 390D, 390D L, 390F L
2343749	STICK GP-HOE	365B, 365B II, 365C, 365C L, 365C L MH, 374D L, 374F L, 385B, 385C, 385C L, 390D, 390D L, 390F L
2357527	CYLINDER GP-BOOM	325D, 325D FM, 325D FM LL, 325D L, 328D LCR, 329D, 329D L, 329D LN, 329E, 329E L, 329E LN, 345C, 345C L, 345C MH, 345D, 345D L, 345D L VG, 349D, 349D L, 365B, 365C, W345C MH

Part numbers are used for reference purposes only.

Costex Tractor Parts Copyright © 2023. All rights reserved.



BUSHINGS (CONT.)

Part No.	Application	Equipment Model
2357769	CYLINDER GP-BUCKET	319D, 319D L, 319D LN, 320D, 320D FM, 320D GC, 320D L, 320D LN, 320D LRR, 320D RR, 320D2, 320D2 GC, 320D2 L, 321D LCR, 323D L, 323D LN, 323D SA, 323D2 L, 324D, 324D FM, 324D L, 324D LN, 325D, 325D FM
2357771	CYLINDER GP-BOOM	324D, 324D FM, 324D L, 324D LN, 325C, 325D, 325D FM, 325D L, 326D L, 328D LCR, 329D, 329D L, 329D LN, 329E
2366268	CYLINDER & SEAL GP-BOOM	318C, 319C, 320B, 320C, 321C
2366269	CYLINDER GP-HYDRAULIC	1390, 2590, 318C, 320B, 320C, 320C FM, 320C L, 322B LN, 322C, 521B, 522B, 541, 541 2, 551, 552
2366273	CYLINDER GP-BUCKET	320C, 322C, 325C, 325C FM, 330C, 330C L, 385B, 385C L
2368158	FRAME GP-SWING	426C, 430D, 430E, 430F, 436C, 442E, 444E
2368159	FRAME GP-SWING	426C, 430D, 436C
2368183	FRAME GP-SWING	416D, 420D, 424B, 424B HD, 424D, 426C, 428D, 430D, 432D, 436C, 438D, 442D
2370944	FRAME GP-SWING	416D, 416E, 416F, 420D, 420E, 420F, 422E, 424D, 428D, 428E, 432D, 432E, 434E, 438D, 442D
2370945	FRAME GP-SWING	416D, 420D, 424B, 424B HD, 424D, 428D, 432D, 438D, 442D
2372252	BOOM GP	416C, 416D, 420D, 424B, 424B HD, 424D, 428C, 428D, 432D, 438D, 442D
2402912	LINKAGE GP-BUCKET	315D L, 316E L, 318C, 318D L, 318D2 L, 318E L, 319C, 319D L, 319D LN, 320B, 320C, 320C FM, 320C L, 320D, 320D FM, 320D GC, 320D L, 320D LN, 320D LRR, 320D RR, 320D2, 320D2 GC, 320D2 L, 320E, 320E L
2402914	CYLINDER & SEAL GP-STICK	318C, 318E L, 319C, 320B, 320C, 320D, 320D GC, 320D L, 320D2, 320D2 GC, 320D2 L, 320E, 320E L, 320E LN, 320E LRR, 320E RR, 321B, 321C, 321D LCR, 322C, 323D L, 323D LN, 323D2 L, 323E L, 324D, 324D FM
2402916	CYLINDER & SEAL GP-BLADE	321C, 321D LCR, 322B LN, 322C, 325C, 325C FM, 325D L, 328D LCR, 330C, 330C L, 330D L, 345B II, 345C L, 365B II, 365C, 365C L, 385B, 385C L
2402937	STICK GP	320D, 320D2, 322B LN, 322C, 322C FM
2417231	CYLINDER & SEAL GP-STICK	314D CR, 314D LCR, 314E CR, 314E LCR, 315D L, 316E L, 318D L, 318D2 L, 318E L, 324D, 324D L, 324D LN, 324E, 324E L, 324E LN, 325D, 325D L, 326D L, 328D LCR, 329D, 329D L, 329D LN, 329E, 329E L, 329E L
2417280	LINKAGE GP-BUCKET	324D, 324D L, 324D LN, 324E, 324E L, 324E LN, 325D, 325D L, 326D L, 329D, 329D L, 329D LN, 329E, 329E L, 329E LN, 330D, 330D FM, 330D L, 330D LN, 330D MH, 336D, 336D L, 336D LN, 336D2, 336D2 L, 336E
2417342	CYLINDER GP-STICK	322B LN, 322C, 324D, 325B L, 325C, 325D L, 330C, 330C L, 330D, 330D FM, 330D L, 330D LN, 336D, 336D L, 336D LN, 336D2, 336E L, 340D L, 385C L
2417379	CYLINDER GP-BOOM	314D CR, 314D LCR, 320C, 320D, 320D FM, 320D FM RR, 320D GC, 320D L, 320D LN, 320D LRR, 320D RR, 320D2, 320D2 GC, 320D2 L, 321D LCR, 323D L, 323D LN, 323D SA, 323D2 L
2417381	CYLINDER GP-STICK	319D, 319D L, 319D LN, 320D, 320D FM, 320D FM RR, 320D GC, 320D L, 320D LN, 320D LRR, 320D RR, 320D2, 320D2 GC, 320D2 L, 321D LCR, 323D L, 323D LN, 323D SA, 323D2 L, 324D, 324D FM, 324D L, 324D LN
2417382	CYLINDER & SEAL GP-BUCKET	319D, 319D L, 319D LN, 320D, 320D FM, 320D GC, 320D L, 320D LN, 320D LRR, 320D RR, 320D2, 320D2 GC, 320D2 L, 320E, 320E L, 320E LN, 320E LRR, 320E RR, 321D LCR, 323D L, 323D LN, 323D SA, 323D2 L, 323E
2444258	CYLINDER GP-BOOM	312D2, 385B, 385C, 385C L, 385C L MH, 390D, 390D L, 390F L
2444277	BOOM GP	315D L, 318D L, 318D2 L, 319D, 319D L, 319D LN, 320C, 320D, 320D FM, 320D FM RR, 320D GC, 320D L, 320D LN, 320D LRR, 320D RR, 320D2, 320D2 GC, 320D2 L, 320E, 320E L, 320E LN, 321D LCR, 322C, 323D L
2444360	LINKAGE GP-BUCKET	315D L, 316E L, 318D L, 318D2 L, 318E L, 319D, 319D L, 319D LN, 320C, 320D, 320D FM, 320D GC, 320D L, 320D LN, 320D LRR, 320D RR, 320D2, 320D2 GC, 320D2 L, 320E, 320E L, 320E LN, 320E LRR, 320E RR
2487835	LINKAGE GP-BUCKET	311C, 311D LRR, 311F LRR, 312C L, 312D, 312D L, 312D2, 312D2 GC, 312D2 L, 312E, 312E L, 313D, 313D2, 313D2 LGR, 314C, 314D CR, 314D LCR, 314E CR, 314E LCR, 320C, 320D, 320D L, 320D2, 320D2 L, 320E
2560181	CYLINDER GP-STABILIZER	TH355B, TH460B, TH560B, TH580B
2572216	BOOM GP	M318C, M318C MH, M318D, M318D MH, M322C, M322D, M322D MH
2580768	CASE & FRAME GP	583T, D8N, D8R, D8R II, D8T, PL83
2580769	CASE & FRAME GP	572R, 572R II, 583R, 583T, 587R, 587T, D7R, D7R II, D7R XR, D8N, D8R, D8R II, D8T, PL83, PL87
2582303	CASE & FRAME GP	572R, 572R II, D6R, D6R II, D6R III, D6R STD, D6T, D6T LGR, D6T LGPPAT, D6T XL, D7R, D7R II, D7R XR
2582305	FRAME GP-GRAPPLE	517, 527, 583R, 587R, 587T, D6R, D6R III, D6R STD, D6T, D6T LGR, D6T LGPPAT, D6T XL, D7R, D7R II, D7R XR, D8R, D8R II, D8T, PL87
2582308	GUARD GP-RADIATOR	572R, 572R II, 583R, 583T, 587R, D7R, D7R II, D7R XR, D8R, D8R II, D8T, PL83, PL87
2607271	CYLINDER GP-BOOM	M315C, M315D, M316C, M316D, M317D 2, M322C, M322D, M322D MH
2658715	STICK GP-HOE	303.5C, 303.5D, 303.5E, 303C CR, 303E CR, 304D CR, 304E
2658716	CYLINDER GP-BUCKET	303.5C, 303.5D, 303.5E, 303C CR, 303E CR, 304D CR, 304E
2658719	LINKAGE GP-BUCKET	304C CR, 305.5D, 305.5E, 305C CR, 305D CR, 305E
2658720	BOOM GP	303.5C, 303.5D, 303.5E, 303C CR, 303E CR, 304C CR, 304D CR, 304E, 305.5D, 305.5E, 305C CR, 305D CR, 305E
2664051	LINKAGE GP-BUCKET	303.5C, 303.5D, 303.5E, 303C CR, 303E CR, 304D CR, 304E

BUSHINGS (CONT.)

Part No.	Application	Equipment Model
2785455	FRAME AS-SWING	430E, 430F, 442E, 444E
2787695	FRAME GP-LOADER	416E, 420E, 422E, 428E, 430E, 432E, 434E, 442E, 444E
2789256	STICK GP-HOE	325D, 325D FM, 325D L, 329D, 329D L, 329D LN
2867166	STICK GP	416E, 416F, 420E, 420F, 422E, 428E, 430E, 430F, 432E, 434E, 442E, 444E, 450E, 450F
2909183	CYLINDER GP-STICK	324D, 325D L, 330D, 330D L, 330D LN, 336D, 336D L, 336D LN, 336D2, 336D2 L, 336E, 336E H, 336E L, 336E LH, 336E LN, 336F L, 340D L, 340D2 L, 385C L, 568 FM LL
2A7089	CIRCLE GP	120H, 12H, 12H ES, 12H NA, 12K, 130G, 140H, 140H ES, 140H NA, 140K, 140K 2, 143H, 160G, 160H, 160K
2D4187	FRONT AXLE	120, 120B, 12E
2G7106	FRONT AXLE	16G, 16H, 16H NA, 16M
2G7387	AXLE GP-FRONT	120G, 120H, 120H ES, 120H NA, 12G, 12H, 12H ES, 12H NA, 130G, 135H NA, 140G, 140H, 140H NA, 143H, 14G, 14H, 14H NA, 14M, 160G, 160H, 160H ES, 160H NA, 163H NA
2G7388	AXLE GP-FRONT	120G, 120H, 120H ES, 120H NA, 12G, 12H, 12H ES, 12H NA, 130G, 135H NA, 140G, 140H, 140H NA, 143H, 14G, 14H, 14H NA, 14M, 160G, 160H, 160H ES, 160H NA, 163H NA
2G8607	FRONT AXLE	14M, 16G, 16H, 16H NA, 16M
2G8608	AXLE GP-FRONT	12G, 130G, 140G
2G8624	AXLE GP-FRONT	120G, 120H, 120H ES, 120H NA, 120K, 120K 2, 120M, 120M 2, 12G, 12H, 12H ES, 12H NA, 12K, 12M, 12M 2, 12M 3, 130G, 135H, 135H NA, 140G, 140H, 140H ES, 140H NA, 140K, 140K 2, 140M, 140M 2, 140M 3, 143H
2G8631	AXLE GP-FRONT	120G, 120H, 120H ES, 120H NA, 120K, 120K 2, 120M, 120M 2, 12G, 12H, 12H ES, 12H NA, 12K, 12M, 12M 2, 12M 3, 12M 3 AWD, 130G, 135H, 135H NA, 140G, 140H, 140H ES, 140H NA, 140K, 140K 2, 140M, 140M 2
2G8635	FRONT AXLE	16G, 16H, 16H NA, 16M, 515, 525, 525B, 525D, 535D, 545D, 555D, R1300, R1300G, R1300G II
2G8639	AXLE GP-FRONT	14G, 14H, 14H NA
2G8661	AXLE GP-FRONT	120G
2G8736	AXLE GP-FRONT	120G
2G8737	AXLE GP-FRONT	120G
2G8738	AXLE GP-FRONT	16G, 16H, 16H NA, 16M
2G8793	FRONT AXLE	120M, 120M 2, 12M 2, 12M 3 AWD, 140M, 140M 2, 140M 3 AWD, 14G, 14H, 14H NA, 14M, 160M, 160M 2, 160M 3 AWD, 518C, 525, 525B, 525C, 535B, 535C, 545, 545C
2H2329	CAMSHAFT	594, D326F, D337F, D353C, D9E, D9G, D9H
2H2356	OIL PUMP	16, 594, 631C, 633C, 824B, D342C, D343, D353C, D8K, D9E, D9G, D9H
2J5630	C-FRAME GROUP	8A, 8S
2J6306	GUARD AS-RADIATOR	5S, 6A, 6S, D5, D5B, D5E, D6C, D6D, D6E, D6E SR, D6G, D6G SR, D6G2 LGR, D6G2 XL
2J6316	GUARD GP-RADIATOR	5S, 6A, 6S, D5, D5B, D5E, D6C, D6D, D6E, D6E SR, D6G SR, D6G2 LGR, D6G2 XL
2K0227	CROSSHEAD GP-GRAPPLE	515, 517, 525, 525B, 527, 528, 528B, 530B, 615, 615C, 623B, 623E, 633D, 931B, 931C, 933, 933C, 939, 939C, D3C III, D4C III, D5C III
2K4373	BUCKET CONTROL	977D, 977H
2K4508	BUCKET CONTROL	955C, 955H
2K4509	HYDRAULIC CYLINDER GROUP	14E, 930, 950, 955C, 955H, 966C
2K4510	BUCKET CONTROL	950, 955C, 955H
2K4512	STEERING CYLINDER GROUP	824B, 834, 955C, 955H, 980, 980B, 988
2K5073	WHEEL & FINAL DRIVE GP	508, 518, 528, 613, 613B, 814, 815, 936, 950, 966C, D250B, D250E, D250E II, D300B, D300D, G936
2K9463	FINAL DRIVE AND WHEELS	518, 930, 930R
2S5657	OIL PUMP	594, D9G, D9H
2S7056	DRIVE GP-ACCESSORY	3508, 3508B, 3508C, 3512, 3512B, 3512C, 3516, 3516B, 3516C, 5130B, 5230B, 776D, 777, 777B, 777C, 777D, 784C, 785, 785B, 785C, 785D, 789, 789B, 789C, 793C, 797, 797B, 994D, 994F, 994H, D346, D348, D349
2T1581	HITCH GP-NON-CUSHION	613C, 613C II
2V0707	CONTROL GP-WORK TOOL	215, 225, 225D, 229, 229D, 315C, 320C, 962G, IT38F, IT38G, IT38G II, IT38H, IT62G, IT62G II, IT62H
3016948	FRAME GP-FRONT SUSPENSION	735, 735B, 740, 740B
3263362	CYLINDER GP-BOOM	416E, 416F, 420E, 420F, 422E, 428E, 432E, 434E
3F1965	FINAL DRIVE	561B, 561C, 561D, 955H, 977D, D5, D5B
3F6889	POWER CONTROL	120B, 12E, 140, 140B
3F7414	HOUSING GP-FRONT	120B, 12E, 140, 140B, 14E, D8H, D9G, G3406

## BUSHINGS (CONT.)

Part No.	Application	Equipment Model
3F7445	CYLINDER HEAD AND VALVE MECHANISM	594, D342, D342C, D353C, D364, D375D, D379, D379A, D379B, D397D, D398, D398A, D398B, D399, D8H, D9E, D9G, D9H, G342C, G353D, G379, G398, G399
3G2797	CYLINDER GP-TILT	924G, 924GZ, 924H, 924HZ, 926, 926A, 928F, 930K, IT38F, IT38G, IT38G II, IT38H
3G4704	CYLINDER GP-STEERING	533, 543, 545, 910K, 914K, 930K, 936, 936F, 938F, 938G, 938G II, 938H, 950B, 950F, 950F II, 960F, G936, HA770, HA771, HA870, HA871, HYDRAULIC, IT38F, IT38G, IT38G II, IT38H, TK370, TK371, TK380, TK381
3G5285	CYLINDER GP-TILT	928G, 928HZ, 936, 936F, 938F, 938G, 938G II, 938H, 973D, G936, IT28G
3G5999	CYLINDER GP-RIPPER LIFT	D7E, D7E LGP, D7H, D7R, D7R II, D7R XR, D8L, D8N, D8R, D8R II, D8T, D9N, D9R, D9T
3G6402	CASE & FRAME GP	589, D8L, D9N, D9R, D9T
3G7570	COUNTERWEIGHT GP-HYDRAULIC	561N, 916, 926, IT18B, IT28, IT28B, PL61
3G8779	LINK GP-TILT	924K, 930K, 950 GC, 950B, 950B/950E, 950F, 950F II, 950G, 950G II, 950H, 960F, 962G, 962G II, 962H
3G9402	MOUNTING GP-CYLINDER	D6H, D6H II, D6H XL, D6H XR, D6R, D6R II, D6R III, D6R STD, D6T, D6T LGP, D6T LGPPAT, D6T XL
3G9598	PUSH ARM GP	14G, 834G, 834H, 834K, 844, 844H, 844K, D8L, D8N, D8R, D8R II, D8T, D9N, D9R, D9T
3H2512	OIL PUMP	594, 631C, 633C, 657, 824B, D343, D353C, D9G, D9H
3H3497	OIL PUMP	955H, D320A, D330A, D330B, D333A, D342, D342C, D4D, G342C
3H8031	IDLER GEAR GROUP	594, D353C, D9E, D9G, D9H
3H8771	WATER PUMP GROUP	594, D9E, D9G, D9H
3H8772	FRONT HOUSING GROUP	D9E, D9G, D9H
3J2373	LIFT GP-APRON	615, 615C, 623B, 623E, 623F, 623G, 623H, 623K, 623K LRC, 630B, 631B, 631D, 631E, 631G, 633, 633D, 637E, 637G, 641B, 651, 651B, 651E, 657, 657B, 657E, 657G, 666
3J8688	CYLINDER GP-APRON	630B, 631B, 631D, 631E, 631G, 637E, 637G
3J9511	FRAME GP-TRACK ROLLER	517, 561M, 630B, 631B, 631D, 631E, 631G, 637, 637B, 637D, 637E, 637G, 641B, 943, 953, D3B, D4H, D4H XL, D4HTSK II, D4HTSK III, D5M, D5N
3K2151	CYLINDER GP-TILT	236B, 236B3, 236D, 242D, 246C, 246D, 252B, 252B3, 256C, 257D, 259D, 262C, 262C2, 262D, 272C, 272D, 272D XHP, 277C, 277C2, 277D, 279C, 279C2, 279D, 287C, 287C2, 287D, 289C, 289C2, 289D, 297C, 299C
3K7207	CASE GP-STEERING CLUTCH	941, 951B, 955H, D4D, D4E, D4E SR
3S1292	COMPRESSOR GP-REFRIGERANT	621, 621B, 621E, 621F, 621G, 621H, 621K, 621R, 623, 623B, 623E, 623F, 623G, 623H, 623K, 623K LRC, 627B, 627E, 627F, 627G, 627H, 627K, 627K LRC, 631C, 631E, 631G, 633C, 633D, 633E II, 637D, 637E, 637G
3T1162	FRAME GP-TRACK ROLLER	517, 527, D5HTSK II, D6H, D6H II, D6H XL, D6H XR, D6R, D6R II, D6R III, D6R STD, D6T, D6T LGP, D6T LGPPAT, D6T XL
3T2095	CASE & FRAME GP	572R, 572R II, D7H, D7R, D7R II, D7R XR, D8N, D8R, D8R II, D8T
3T4238	CASE & FRAME GP	572R, 572R II, D7H, D7R, D7R II, D7R XR, D8N, D8R, D8R II, D8T
3T8336	PLANETARY GP-TRANSMISSION	D4H XL, D4HTSK III, D5H, D5H XL, D5HTSK II, D6M
3T8458	CASE & FRAME GP	D11N, D11R, D11T
3T8729	PLANETARY GP-TRANSMISSION	572R, 572R II, 578, 583R, 583T, 587R, 587T, 797, 797B, 797F, D6H, D6H XL, D6H XR, D6R, D6R II, D6R III, D6R STD, D6T, D6T LGP, D6T LGPPAT, D6T XL, D7H, D7R, D7R II, D7R XR, D8N, D8R, D8R II, D8T, PL83
3W8398	IDLER GP-FRONT	963, 963B, 963C, 963D
4D1192	DIFFERENTIAL GP	824B, 824C, 825B, 825C, 826C, 966G, 966H, 980, 980B, 980C, 980F, 988, R1700 II
4D6835	FRONT AXLE	120, 120B, 12E, 140, 140B
4F1113	TRANSMISSION LUBRICATION SYSTEM	12E, 140B, 14E, 561B, 955C, 977D, D4D, D8H, D8K, D9E
4H5327	CONNECTING ROD	980, 980B, D326F, D337F
4H9073	POWER TAKE-OFF	583K, D8K
4I1520	CYLINDER GP-BUCKET	345B II, 345B L, 345C, 345C L, 345D, 345D L, 345D L VG, 349D, 349D L, 349E, 349E L, 349E L VG, 349F L, 350, 365B, 365B II, 365B L, 365C, 365C L, 374D L, 374F L, 385C
4I4666	STICK GP	330, 330 FM L, 330 L, 330B, 330B L, 330C, 330C L
4I6718	LINKAGE GP-BUCKET	345C, 345C L, 345D, 345D L, 345D L VG, 349D, 349D L, 349E, 349E L, 349E L VG, 349F L, 350, 365B, 365B II, 365B L, 365C, 365C L, 374D L, 374F L, 385C, P115, VPC-30
4I6897	STICK GP-HOE	324D, 330D, 330D L, 330D LN, 336D, 336D L, 336D LN, 336D2, 336D2 L, 336E, 336E L, 336E LN, 336F L, 340D L, 340D2 L, 345B II, 345B II MH, 345B L, 345C, 345C L, 345D, 345D L, 345D L VG, 349D, 349D L
4J4232	MOUNTING GP-CYLINDER	4A, 4S, 637, 657B, D4D, D4E, D4E SR
4J4233	MOUNTING GP-CYLINDER	4A, 4S, 637, 657B, D4D, D4E, D4E SR
4K0299	BELT TENSIONER GP	30/30, 324D FM LL, 325D FM LL, 980, 980B, 988

## BUSHINGS (CONT.)

Part No.	Application	Equipment Model
4K5174	SPRING GP-EQUALIZER	D4D, D4E, D4E SR
4M4012	FILTER GP-FUEL	141, 191, 561C, 651, 657, 920, 930, 953, C175-16, D5, D6C, D9G
4N1015	BALANCER GP	3408, 3408B, 3408C, 3408E, 631D, 631E, 631G, 633E II, 637D, 637E, 637G, 657E, 69D, 769C, 769D, 771C, 771D, CG137-08, G3408, G3408B, G3408C, PR-450, PR-450C
4T0208	FRAME GP-RIPPER	D10, D8L, D9N, D9R, D9T
4T0370	HITCH GP-ARTICULATING	631E, 631G, 633E, 637D, 637E, 637G, 928HZ, 930G
4T1422	FRAME GP-RIPPER	D10N, D10R, D10T, D10T2
4T9751	FRAME GP-RIPPER	D11R, D11T, D8N, D8R, D8R II, D8T, D9N, D9R, D9T
4V1901	HITCH GP-ARTICULATING	525D, 535D, 545D, 555D, 824C, 824G, 824G II, 824H, 824K, 825G, 825G II, 825H, 825K, 826C, 826G, 826G II, 826H, 826K, 966G, 966G II, 966H, 966K, 966M, 966M XE, 972G, 972G II, 972H, 972K, 972M, 972M XE
4V2872	CONTROL GP-WORK TOOL	936, 936F, 938F, 938G, 938G II, 938H, G936, IT38F, IT38G, IT38G II, IT38H
4V2873	CONTROL GP-WORK TOOL	936, 936F, 938F, 938G, 938G II, 938H, G936, IT38F, IT38G, IT38G II, IT38H
4V2879	CONTROL GP-BUCKET	924G, 924GZ, 924H, 924HZ, 928G, 928HZ, 930G, 936, 936F, 938F, 938G, 938G II, 938H, G936, IT28G
4V2883	CONTROL GP-WORK TOOL	928G, 928HZ, 936, 936F, 938F, 938G, 938G II, 938H, 962G, G936, IT28G, IT38F, IT38G, IT38G II, IT38H, IT62G, IT62G II, IT62H
4V4444	CONTROL GP-BUCKET	902, 906, 910E, 914G, 926, 926A, IT14G2, IT18B, IT18F, IT24F, IT28, IT28B, IT28F
4V4453	BUCKET CONTROL	924G, 924GZ, 924H, 924HZ, 926, 926A, 928F, 928HZ, 930G, 938K
4V8520	LEVER GP-TILT	928HZ, 930G, 950G II, 950H, 962G II, 962H, 966D, 966F, 966F II, 966G, 966G II, 966H, 966K, 966M, 966M XE, 970F, 972G, 972G II, 972H, 972K, 972M, 972M XE, 986H
4V8629	FRAME AS-FRONT	824H, 826G, 826G II, 826H, 910E, 914G, 916, 928G, 928HZ, IT14G2, IT18, IT18B, IT28G
4V8631	BUCKET CONTROL	916, 924G, 924GZ, 924H, 924HZ, 930K
4V8639	MOUNTING GP-RIPPER	910E, 910G, 914G, 916, 918F, 924F, 924G, 924GZ, 924H, 924HZ, 928HZ, 930G, D9R, D9T, IT14G2
4V8643	CONTROL GP-BUCKET	910E, 910G, 914G, 916, 918F, 924F, 924G, 924GZ, 924H, 924HZ, 930K, IT14G2
5A7844	DRIVE GP-FINAL	D6C, D6D, D6G2 LGP
5D5498	DIFFERENTIAL GP	621, 621B, 621E, 621F, 621G, 621H, 621K, 623, 623B, 623E, 623F, 623G, 623H, 623K, 623K LRC, 627, 627B, 627E, 627F, 627G, 627H, 627K, 627K LRC, D6M, D6N
5F3728	OIL PUMP	621, 621B, 621R, 623, 627B, 631C, 633C, 637D, 641, 641B, 651, 657B, 815, 816, 824B, 834, 950, 966C, 977D, 980, 980B, 988, 992, D315, D337
5H1482	CYLINDER BLOCK ASSEMBLY	D326F, D337F
5H5863	DRIVE GP-PUMP	594H, D353C, D9E, D9H
5I6400	SHORT STICK	E140, E200B
5I9598	LINKAGE GP-BUCKET	307, 307B, 312C L
5J2445	CYLINDER GP-BOWL	621, 621B, 621E, 621F, 621G, 623B, 623E, 623F, 623G, 623H, 623K, 623K LRC, 627B, 627E, 627F, 627G
5K7995	COUNTERWEIGHT GP-HYDRAULIC	561M, 561N, 572R, 572R II, 930, 977K, 977L, 980, 980B, 988, PL61
5M6637	DRIVE GP-FINAL	D6C, D6D, D6E, D6E SR, D6F SR, D6G, D6G SR, D6G2 LGP, D6G2 XL
5M7629	SPECIAL PLATE	D6 D6C 966
5V1007	FRAME AS-REAR	936, 936F, 938G II, 938H, 938K, CS-643, G936, IT38G II, IT38H
6D0217	C-FRAME GP	517, 527, 769, D4H, D4H XL, D4HTSK II, D4HTSK III, D5H, D5H XL, D5HTSK II
6E0804	COUPLER GP-QUICK	330B L, 844, 844H, 844K, 854G, 854K, 973D, 990, 990 II, 990H, 990K, 992G, 992K, GSH15-60, GSH22B, GSH9
6F5897	HOUSING GP-REAR	D315, D364, D375D, D397D, G3408, G3408B, G3408C, G3412, G3412C
6F6381	OIL PUMP	D8H
6H1092	WINCH TRANSMISSION GROUP	572G, 594, 594H
6J2242	ARM & BEARING AS-LIFT	930, 930K, 930R
6K2899	CYLINDER & MTG GP-LIFT ARM	236, 236B, 252B, 252B3, 267B, 268B, 287, 950
6K4148	BAR GP-PUSH	236, 236B, 236B3, 236D, 242D, 246C, 246D, 248, 252B, 252B3, 256C, 257D, 259D, 262C, 262C2, 262D, 267, 267B, 268B, 272C, 272D, 272D XHP, 277C, 277C2, 277D, 279C, 279C2, 279D, 287, 287C, 287C2, 287D
6M1592	AXLE GP-OSCILLATING	824, 824B, 825B, 825C, 826B, 826C, 834, 834B, 836, 986H, 988, 988B, 988F, 988F II, 992, R1300, R1300G, R1300G II, R2900, R2900G, R3000H
6N8441	HOUSING GP-FUEL PUMP	3408, 3408C, 3412, 3412C, 3412D, 589, 631E, 637D, 637E, 651E, 657E, 769C, 771C, 773B, 775B, 834B, 988B, 988F, 990, 992C, 992D, D10N, D9R, PM-565, PM3412, PR-1000, PR-450, PR-450C, PR-750B
6N8442	HOUSING GP-FUEL PUMP	3412, 3412C, 3412D, 651E, 657E, 773B, 775B, 990, 992C, 992D, D10N, PM3412, PR-1000, PR-750B
6S3459	CYLINDER GP-LIFT	910, 931B, 931C II, 933, 933C, 935C, 939, 939C, 953, IT12, IT12B, IT14B, IT14F

Part numbers are used for reference purposes only.

Costex Tractor Parts Copyright © 2023. All rights reserved.



BUSHINGS (CONT.)

Part No.	Application	Equipment Model
6S3463	CYLINDER GP-SUSPENSION	30/30, 910, 931B, 933C, 939C
6S3465	CYLINDER GP-TILT	910, 931B, 933, 933C, 939, 939C, IT12, IT12B, IT14B, IT14F, IT14G, IT14G2
6T1708	EQUALIZER BAR	D6D
6W7353	DIFFERENTIAL GP	615, 615C, 815B, 950B, 966D, 966F, D25C, D30C, D350C, D35C, D35HP, D400
6Y0210	FRAME GP-TELESCOPING RECOIL	578, 589, D9N, D9R, D9T
6Y0306	PLANETARY GP-TRANSMISSION	120G, 12G, 130G, 140G, 14G, 14H, 14H NA, 160G, 16G, 16H, 16H NA, 517, 527, 561M, 561N, D5H, D5H XL, D5HTSK II, D5M, D5N, D5R LGP, D6M, D6N, D6N LGP
6Y6236	C-FRAME GP-POWER ANGLING	527, D5H, D5H XL, D5HTSK II
7E8940	GOVERNOR GP	3408, 3408C, 3412, 3412C, 3412D, 589, 631E, 637E, 651E, 657E, 769C, 771C, 773B, 775B, 834B, 988B, 988F, 990, 992C, 992D, D10N, D8L, D9N, D9R, PM-565, PR-1000, PR-450C, PR-750B
7E8941	GOVERNOR GP	3408, 3408C, 3412, 3412C, 3412D, 589, 631E, 637E, 651E, 657E, 769C, 771C, 773B, 775B, 834B, 988B, 988F, 990, 992C, 992D, D10N, D8L, D9N, D9R, PM-565, PR-1000, PR-450C, PR-750B
7F5900	OIL PUMP	977D
7G2419	TRACK ADJUSTER & RECOIL GP	589, D10N, D10R, D10T, D10T2, D9L
7G9709	FRAME GP-TELESCOPING RECOIL	578, 589, D10N, D10R, D10T, D10T2, D8L, D9L, D9N, D9R, D9T
7J2604	TRACK ADJUSTER & RECOIL GP	16G, 16H, 16H NA, 16M, 24H, 24M, 30/30, 517, 561M, 631B, 631D, 631E, 631G, 637, 637B, 637D, 637E, 637G, 943, 953, 963, 963B, 963C, D3B, D4H, D4H XL, D4HTSK II, D4HTSK III, D5M, D5N
7J4888	CYLINDER GP-BOWL	631B, 631D, 631E, 631G, 637D, 637E, 637G
7J6862	FRAME GP-DRAFT	613, 613C, 613C II, 613G, 615, 615C
7J9351	BUCKET AS-MULTIPURPOSE	446B, 446D, 814, 814S, 815, 902, 906, 920, 950, 966C, D5H
7J9682	CYLINDER GP-EJECTOR	814B, 814F, 814F II, 815B, 815F, 815F II, 816F, 816F II, 920, 930, 930R, 941, 951B, 955C, 966D, 966F, 966F II, 970F, AD30, D5H, D5H XL, D5R LGP, D6K, D6K LGP, D6K XL, D6K2, D6K2 LGP, D6M, D6N, D6N LGP
7J9688	CYLINDER GP-BUCKET	814S, 941, 943, 950, 953, 953C, 953D, 955K, 955L, 963, 963B, 963C, 963D
7J9705	CONTROL GP-BUCKET	963, 963B, 963C, 963D, 988
7J9708	SWIVEL AND ROTATOR GROUP	215, 824B, 834, 955K, 955L, 963, 963B, 963C, 963D, 980B, TH62
7J9709	CYLINDER GP-LIFT	928HZ, 930G, 950K, 962K, 988
7J9731	BULLDOZER GP -MULTIPURPOSE	966C, 973, 973C, 973D, 977K, 980B, 988
7K0087	CONTROL GP-BUCKET	950, IT12, IT12B, IT14B, IT14F, IT14G, IT14G2
7K0088	CYLINDER GP-BUCKET	924H, 930, 930R, 950
7K5192	HITCH GP-OSCILLATING	515, 518, 518C, 525, 525B, 535B
7K6365	CYLINDER GP-RIPPER	920, D3G, D3K XL, D3K2 LGP, D4G, D4K XL, D4K2 XL, D5G, D5K LGP, D5K2 XL
7K9592	MOUNTING GP-CYLINDER	307D, 308D, 308E, 308E2 CR, 315D L, 316E L, 318D2 L, 318E L, 319D L, 319D LN, 320D, 320D GC, 320D L, 320D LRR, 320D RR, 320D2, 320E, 320E L, 320E LN, 320E LRR, 321D LCR, 323D L, 323D LN, 323D SA, 323E
7K9639	CYLINDER GP-FORK	227, 950F II, 950G, 950G II, 950H, 950K, 962G, 962G II, 962H, 962K, 966C, 966G, 966G II, 966H, 966K, 966R, 972G, 972G II, 972H, 972K, 980G, 980G II, 980H, 980K, 990H, IT62G
7N0242	HOUSING GP-FUEL PUMP	3408, 3408C, 3412, 3412C, 3412D, 589, 631E, 637D, 637E, 651E, 657E, 769C, 771C, 773B, 775B, 834B, 988B, 988F, 990, 992C, 992D, D10N, D9R, PM-565, PM3412, PR-1000, PR-450, PR-450C, PR-750B
7N0579	PLATE GP-GOVERNOR ADAPTER	3408, 3408B, 3408C, 3412, 3412C, 3412D, 589, 631E, 633D, 637D, 637E, 651E, 657E, 769C, 771C, 773B, 775B, 834B, 988B, 988F, 990, 992C, 992D, D10N, D9R, PM-565, PR-1000, PR-450C, PR-750B
7N2910	GEAR GP-REAR	776C, 776D, 777, 777B, 777C, 777D, 784B, 784C, 785, 785B, 785C, 785D, 789, 789B, 789C, 793B, D11N, D11R, D11T
7N5243	GEAR GP-FRONT	3508, 3508B, 3512, 3512B, 3516, 3516B, 5130, 5130B, 5230, 776C, 776D, 777, 777D, 784B, 785, 785B, 789B, 793, 793B, 793C, 992G, 994, D11N, D11R, G3508, G3512, G3516
7N5244	HOUSING GP-FRONT	3508, 3508B, 3512, 3512B, 3516, 3516B, 777, 785, 793, 793B, G3408, G3408B, G3408C, G3412, G3412C, G3508, G3512, G3516, SPF343, SPS343
7N6983	BALANCER GP	3508, 3508B, 3508C, 3512, 3516, 5130, 5130B, 776C, 776D, 777, 777B, 777C, 777D, 785, 854G, 992G, 994, D11N, D11R, G3508, G3508B, G3512, G3516, PM3508
7P1576	BUCKET GP-MULTIPURPOSE	943, 963, 963B, 963C, 963D
7P3466	BUCKET GP-HIGH DUMP	924G, 924GZ, 924H, 924HZ, 924K, 930K, 953, 953C, 953D
7P6596	BAR GP-EQUALIZER	527, 943, 953, 953C, 953D, 963, D5H, D5H XL, D5HTSK II, D5R LGP, D6H, D6H II, D6M, D6N, D6N LGP
7P7235	IDLER GP-FRONT	943, 953, 953B, 953C, 953D
7P7334	LATCH GP-CAB DOOR	963, 963B, 963C, 963D, R1300, R1300G, R1300G II, R1600, R1600G, R1600H, R1700G, R2900G, R3000H

BUSHINGS (CONT.)

Part No.	Application	Equipment Model
7P7335	IDLER GP-FRONT	963, 963B, 963C, 963D
7P7736	BELT TENSIONER GP	35, 45, 55, 953, 953B, 953C, 953D
7T0201	FINAL DRIVE	561D, D5B, D5E
7T4134	FRAME GP-TELESCOPING RECOIL	D10N, D10R, D10T, D10T2
7T4155	PLANETARY GP-TRANSMISSION	589, D10N, D8L, D9L, D9N, D9R, D9T
7Y2395	STICK GP	1090, 1190, 1190T, 1290T, 315, 315B, 315B L, 317, 317B LN, 318B, 320 L, 320B, 320B FM LL, 320B L, 320N, 322, 322 FM L, 322 LN, 322B, 322B L, 322B LN, 325, 325 L, 325 LN, 325B, 325B L, 330, 330 FM L
7Y2396	MOUNTING GP-WORK TOOL	1190T, 1290T, 2391, 2491, 315, 315D L, 317, 320, 320 L, 320B FM LL, 320C FM, 320N, 322, 322 FM L, 322 LN, 325, 325 L, 325 LN, 330, 330 FM L, 345B II, 345B L, 350, 374D L, 374F L, 522, 522B, 532, 552
7Y3551	STICK GP	320 L, 322, 322 LN, 322B, 322B L, 322B LN, 322C, 325, 325 L, 325 LN, 325B, 325B L, 325C, 330, 330 FM L, 330 L, 330B, 330B L, 330C, 330C FM, 330C L, 385B
7Y3553	TILT GP-CAB LEVELING	1190T, 1290T, 2391, 2491, 320 L, 320B, 320C, 320N, 322, 322 L, 322 LN, 322B, 322B L, 322C, 322C FM, 325, 325 L, 325 LN, 325B, 325B L, 325C, 330, 330 FM L, 330 L, 330B, 522, 522B, 532, 552, 552 2
7Y4666	CYLINDER GP-COUNTERWEIGHT	320B, 320N, 322B, 322B L, 322B LN, 322C, 322C FM, 325, 325 L, 325 LN, 325B, 325B L, 325C, 330, 330B, 330B L, 385B, 385C, 385C L, 390D, 390D L, 390F L, G107B, TK1051
8D7426	DRIVE GP-CIRCLE	120G, 120H, 120H ES, 120H NA, 120K, 120K 2, 120M, 120M 2, 12G, 12H, 12H ES, 12H NA, 12K, 12M, 12M 2, 12M 3, 12M 3 AWD, 130G, 135H, 135H NA, 140G, 140H, 140H ES, 140H NA, 140K, 140K 2, 140M, 140M 2
8D8829	CASE & FRAME GP	611, 615C, 621, 621B, 621E, 621F, 621G, 621H, 621K, 623E, 623F, 623G, 623H, 623K, 623K LRC, 627B, 627E, 627F, 627G, 627H, 627K, 627K LRC
8E5486	C-FRAME GP-POWER ANGLING	527, D5R LGP, D6H, D6H XL, D6H XR, D6R, D6R II, D6R III, D6R STD, D6T, D6T LGP, D6T XL, D7E, D7E LGP, D7H, D7R, D7R II, D7R XR
8G3202	FRAME GP-TELESCOPING RECOIL	D4HTSK III, D5H, D5H XL, D5HTSK II, D5R LGP, D6M, D6N, D6N LGP
8G8944	FRAME AS-TELESCOPING RECOIL	561M, 561N, D4H, D4H XL, D5M, D5N
8J6018	CYLINDER GP-LIFT	120M, 14G, 14H, 14H NA, 14M
8L6376	FASTENER GP-FUEL INJ PUMP	3508, 3508C, 3512, 3512B, 3516, G3304, G3306, G3406, PM3512, PM3516
8N8258	DRIVE GP-ACCESSORY	16G, 16H NA, 245, 3406B, 3406C, 621E, 621F, 623E, 623F, 627E, 627F, 814B, 824G, 825G, 826C, 826G, 980C, 980F, 980G, G3406, HT400, PM-465, RM-250C, RM-350B, RR-250, RR-250B, SM-350, SS-250
8P3595	HOOD & DASH GP	D4E, D4E SR, D5B, D5E, D6D, D6D SR, D6E, D6E SR, D6F SR, D6G, D6G SR, D7G, D7G2
8R4184	WHEEL GP-FINAL DRIVE & BRAKE	824C, 980C, 980F
8S0134	GOVERNOR GP	1140, 1160, 120, 16, 1673C, 1674, 1693, 16G, 215, 225, 245, 3160, 3304, 3306, 3406, 3408, 3408B, 3408C, 3412, 3412C, 561C, 613, 621, 621B, 621R, 623, 627, 631C, 637D, 641B, 650B, 651E, 657B, 657E, 772.
8W4523	C-FRAME GP-POWER ANGLING	30/30, 517, 621E, 623E, 627B, 627E, D4H, D4H XL, D4HTSK II, D4HTSK III
8W6473	AXLE GP-FRONT	120H, 120H ES, 120H NA, 12G, 12H, 12H ES, 12H NA, 130G, 135H NA, 140G, 140H, 140H NA, 143H, 160G, 160H, 160H ES, 160H NA, 163H NA
8X6730	LINK GP-STEERING	69D, 769C, 769D, 770, 770G, 771C, 771D, 772, 772B, 772G, 773B, 773D, 773E, 773F, 773G, 773G LRC, 775B, 775D, 775E, 775F, 775G, 775G LRC
9C5048	HOUSING GP-OSCILLATING AXLE	924G, 924GZ, 924H, 924HZ, 924K, 928F, 928G, 928H, 928HZ, 930G, 930K, IT28F, IT28G
9C5049	HOUSING GP-OSCILLATING AXLE	924G, 924GZ, 924H, 924HZ, 928F, 928G, 928H, 928HZ, 930G, IT28F, IT28G
9C7727	BRAKE & PLANETARY GP	950F, 950F II, 950G, 950G II, 950H, 950K, 960F, 962G, 962G II, 962H, 962K, IT62G, IT62G II, IT62H
9C8666	PIN GP-BUCKET	992C, 992D
9D3311	FRAME GP-FRONT	120H, 120H ES, 120H NA, 120K, 120K 2, 120M, 120M 2, 12G, 12H, 12H ES, 12H NA, 12K, 12M, 12M 2, 12M 3, 12M 3 AWD, 130G, 135H, 135H NA, 140G, 140H, 140H ES, 140H NA, 140K, 140K 2, 140M, 140M 2, 140M 3
9D5637	MECHANICAL STEERING GROUP	621B, 621R, 627B, 631C, 637D, 641B, 815, 816, 824B, 826B, 950, 966C, 980B, 988, 992
9F1847	PLANETARY GP-TRANSMISSION	30/30, 611, 615, 615C, D250B, D250E, D250E II, D25C, D25D, D300B, D300E, D300E II
9G6743	PLANETARY GP-TRANSMISSION	814B, 814F, 814F II, 815B, 815F, 815F II, 816F, 816F II, 939, 966D, 966F, 966F II, 966G, 966G II, 970F, 972G, 972G II, 972H, 972K, 972M, 980C, 980F, 980F II, 980G, 980G II, 980H, 980K, 980M, D4H, D4HT
9G6744	PLANETARY GP-TRANSMISSION	572R, 572R II, 578, 583R, 583T, 587R, 587T, 814B, 814F, 814F II, 815B, 815F, 815F II, 816F, 816F II, 824K, 825K, 826K, 966D, 966F, 966F II, 966G, 966G II, 970F, 972G, 972G II, 972H, 972K, 972M, 980C
9G7197	PLANETARY GP-TRANSMISSION	30/30, 611, 615, 615C, 931B, 931C, 931C II, 933, 939, D250B, D250E, D250E II, D25C, D25D, D300B, D300E, D300E II, D3C, D3C III, D4B, D4C, D4C III, D4H, D4HTSK II, D5C, D5C III
9G7683	PLANETARY GP-TRANSMISSION	936, 936F, 950B, 950B/950E, 950F, 950F II, 950G, 950G II, 950H, 950K, 960F, 962G, 962G II, 962H, 962K, 966C, 966H, 966K, 966M, 966R, G936, IT62G, IT62G II, IT62H, R1300, R1300G, R1300G II
9J0112	FRAME GP-ELEVATOR	613, 613C, 613C II

Part numbers are used for reference purposes only.

Costex Tractor Parts Copyright © 2023. All rights reserved.

Costex Tractor Parts Copyright © 2023. All rights reserved.

## BUSHINGS (CONT.)

Part No.	Application	Equipment Model
9J0945	CASE & FRAME GP	631E, 631G, 633D, 633E II, 637D, 637E, 637G
9J0948	KIT-HITCH	631E, 633D, 637D, 637E
9J0949	BRACKET GP-MOUNTING	631E, 631G, 633D, 633E II, 637D, 637E, 637G
9J0950	HITCH GP-CUSHION	631E, 631G, 633D, 633E II, 637D, 637E, 637G
9J0951	HITCH GP-CUSHION	631E, 631G, 633D, 633E II, 637D, 637E, 637G
9J1140	FRAME GP-DRAFT	631D, 631E, 631G, 633D, 633E, 637D, 637E, 637G, 639D
9J1141	FRAME GP-DRAFT	631D, 631E, 631G, 633D, 633E, 637D, 637E, 637G, 639D
9J1175	CYLINDER GP-RIPPER	10, D10, D11N, D11R, D11T, D9L
9J1914	FRAME GP-RIPPER	10, D10, D11N, D11R, D11T
9J5284	UNDERCARRIAGE AR	24H, 24M, 527, 621K, 627K, 627K LRC, 824C, 824G, 824G II, 824H, 824K, 825K, 826C, 826G, 826G II, 826H, 826K, 844, 844K, 8A, 8S, D5H, D5H XL, D5HTSK II, D6M, D6N, D7E, D7E LGP, D8K, D8L, D9R, D9T
9J7100	CYLINDER GP-TILT	950K, 962K, 966D, 966F, 966F II, 966G, 966G II, 966H, 966K, 966M, 966M XE, 970F, 972G, 972G II, 972H, 972M, 972M XE, R1300, R1300G, R1300G II
9M4823	OIL PUMP	594, D342C, D353C, D8K, D9G, D9H
9M6937	PLANETARY GP-TRANSMISSION	769, 910, 916, 926, 931B, 931C, 931C II, 933, 939, D3C, D3C III, D4B, D4C, D4C III, D4H, D4HTSK II, D5C, D5C III, IT18B, IT28, IT28B
9P6264	PLANETARY GP-TRANSMISSION	120G, 12G, 130G, 140G, 14G, 16G
9R0111	BUCKET AS-GENERAL PURPOSE	414E, 416, 416B, 416C, 416D, 416E, 420D, 420E, 422E, 424B, 424B HD, 424D, 426, 426B, 426C, 428, 428B, 428C, 428D, 428E, 430D, 430E, 432D, 432E, 436, 436C, 438C, 438D, 442D, 442E, BH150
9R0139	BELT TENSIONER GP	416, 416B, 416C, 416D, 416E, 416F, 420D, 420E, 420F, 422E, 422F, 424B, 424B HD, 424D, 426, 426B, 428, 428B, 428C, 428D, 428E, 428F, 430E, 430F, 432D, 432E, 432F, 434E, 434F, 436, 436C, 438C, 438D, 442D, 442E, 444E
9R0162	BUCKET AS-HOE	416C, 416D, 416E, 416F, 420D, 420E, 420F, 422E, 422F, 424B, 424B HD, 424D, 426C, 428, 428C, 428D, 428E, 428F, 430D, 430E, 430F, 432D, 432E, 432F, 434E, 434F, 436, 436C, 438C, 438D, 442D, 442E, 444E
9R0170	LINKAGE GP-BACKHOE BUCKET	416, 416B, 416C, 416D, 416E, 416F, 420D, 420E, 420F, 422E, 422F, 424D, 426, 428, 428B, 428C, 428D, 428E, 428F, 430E, 430F, 432D, 432E, 432F, 434E, 434F, 438, 438B, 438D, 442D, 442E, 444E, 444F
9R0204	LINKAGE GP-LOADER BUCKET	426, 428, 436, 438, 446, 446B, 446D, 450E, 450F
9R0320	CYLINDER GP-THUMB	307D, 308D, 308E, 308E2 CR, 414E, 416, 416B, 416C, 416D, 416E, 416F, 420D, 420E, 420F, 422E, 422F, 424B, 424B HD, 424D, 426, 426B, 426C, 428, 428B, 428C, 428D, 428E, 428F, 430D, 430E, 430F, 432D, 432E
9R0321	CYLINDER GP-STABILIZER	414E, 416, 416B, 416C, 416D, 416E, 416F, 420D, 420E, 420F, 422E, 424D, 426, 426B, 426C, 428, 428B, 428C, 428D, 428E, 430D, 430E, 430F, 432D, 432E, 434E, 436, 436C, 438C, 438D, 442D, 442E, 444E, 583R
9R0413	FRAME GP-LOADER	416, 416B, 416C, 416D, 416E, 416F, 420D, 422E, 424D, 426, 426B, 426C, 428, 428B, 428C, 428D, 428E, 430D, 432D, 436B, 436C, 438, 438B, 438C, 438D, 442D, 446, 446B, 446D, 450E, 450F
9R0431	BUCKET GP-HOE	307D, 308D, 416, 416B, 416C, 416D, 416E, 416F, 420D, 420E, 420F, 422E, 424D, 426, 426B, 426C, 428, 428B, 428C, 428D, 428E, 430D, 430E, 430F, 432D, 432E, 434E, 436B, 436C, 438, 438C, 442D, 442E, 444E
9R3092	LINKAGE GP-BUCKET	416, 416B, 416C, 416D, 416E, 416F, 420D, 422E, 422F, 424B, 424B HD, 424D, 426B, 426C, 428B, 428C, 428D, 428E, 428F, 430D, 432D, 432E, 432F, 434E, 434F, 436B, 436C, 438B, 438C, 438D, 442D, 442E, 444E
9R3700	THUMB AR	307D, 308D, 308E, 308E2 CR, 416D, 416E, 416F, 420D, 420E, 420F, 422E, 428E, 428F, 430D, 430E, 430F, 432E, 432F, 434E, 434F, 442E, 444E, 444F, 446, 446B, 446D, 450E
9R3747	LINKAGE GP-LOADER BUCKET	420D, 420E, 430D, 430E, 446, 446B, 446D, 450E, 450F
9R3756	LINKAGE GP-LOADER BUCKET	420D, 420E, 430D, 430E, 446, 446B, 446D, 450E, 450F
9R4062	BACKHOE GP-STANDARD STICK	426B, 426C, 430D, 436B, 436C, 446, 446B, 446D, 450E, 450F
9R4110	FRAME GP-SLIDING	416B, 416C, 416D, 416E, 420D, 420E, 422E, 422F, 424B, 424B HD, 424D, 426B, 426C, 428B, 428C, 428D, 428E, 428F, 430D, 430E, 432D, 432E, 432F, 434E, 434F, 436B, 436C, 438B, 438C, 438D, 442D, 442E, 444E
9R5246	AXLE GP-FRONT	416, 416B, 416C, 426B, 426C, 428B, 428C, 436C, 438C, 446, 446B, 446D, 450E, 450F
9R5828	LINKAGE GP-BUCKET	414E, 416, 416B, 416C, 416D, 416E, 416F, 420D, 420E, 420F, 422E, 422F, 424B, 424B HD, 424D, 426B, 426C, 428, 428B, 428C, 428D, 430D, 430E, 430F, 436C, 438C
9R6515	CYLINDER GP-BOOM	426B, 426C, 430D, 436B, 436C, 446, 446B, 446D, 450E
9R6690	THUMB AR	414E, 416B, 416C, 416D, 416E, 420D, 420E, 422E, 424B, 424B HD, 424D, 426B, 426C, 428B, 428C, 428D, 428E, 430D, 430E, 432D, 432E, 436C, 438C, 438D, 442D, 442E, 446, 446B, 446D, 450E, 450F
9R9475	BOOM GP	416B, 416C, 416D, 420D, 424B, 424B HD, 424D, 428B, 428C, 428D, 432D, 438B, 438C, 438D, 442D
9S0798	GOVERNOR GP	1140, 1160, 120, 16, 1673C, 1674, 1676, 1693, 16G, 215, 225, 245, 3160, 3304, 3306, 3406, 3408, 3408B, 3408C, 3412, 3412C, 561C, 613, 621, 621B, 621R, 623, 627, 631C, 637D, 641B, 650B, 651E, 657B
9S2836	TRANSMISSION CASE AND COVERS	583K, 594, 594H, 931B, 931C, 933, 935B, 935C, 939, 983, D3B, D7F, D8H, D8K, D9G, D9H

## BUSHINGS (CONT.)

Part No.	Application	Equipment Model
9S4160	HOUSING GP-FUEL PUMP	1674, 16G, 215, 235, 245, 3304, 3306, 3306B, 3406, 3408, 3408C, 3412, 3412C, 3412D, 589, 621, 621B, 621R, 631C, 631E, 637D, 637E, 651E, 657B, 657E, 769C, 771C, 773B, 775B, 824B, 834B, 910, 931B, 941
9T8421	CYLINDER GP-LIFT	517, D4H, D4H XL, D4HTSK II, D4HTSK III
9T8511	CYLINDER GP-BOOM	350, 365B, 365B II, 365B L, 365C, 365C L, 375, 375 L, 385B, 385C, 385C FS, 385C L, 5080, 5090B, M322C, M322D, M322D MH
9T8676	CYLINDER GP-LIFT	966D, 966F, 966F II, 966G, 966G II, 966H, 966K, 966M, 966M XE, 970F, 972G, 972G II, 972H, 972K, 972M, 972M XE
9U8482	FRAME GP-TRACK ROLLER	527, D6H, D6H II, D6H XL, D6H XR, D6R, D6R II
9V1883	PIN GP-BUCKET	980C
9V3404	CONTROL GP-BUCKET	924G, 924GZ, 924H, 924HZ, IT18, IT18B, IT18F, IT24F, IT28, IT28B, IT28F
9V3405	CONTROL GP-BUCKET	IT18, IT18B, IT18F, IT24F, IT28, IT28B, IT28F
9V3406	CONTROL GP-BUCKET	IT18, IT18B, IT18F, IT24F, IT28, IT28B, IT28F, IT28G
9V3852	HITCH GP-ARTICULATING	814F, 814F II, 815F, 815F II, 816F, 816F II, 950B, 950B/950E, 950F, 950F II, 960F, 966D, 966F, 966F II, 970F
9V4973	QUICK COUPLER GP	IT18, IT18B, IT18F, IT24F, IT28, IT28B, IT28F
9V4974	QUICK COUPLER GP	902, 906, IT18, IT18B, IT18F, IT24F, IT28, IT28B, IT28F
9V4975	COUPLER GP-QUICK	910E, 914G, 918F, 924F, IT14G, IT14G2, IT18, IT18B, IT18F, IT24F, IT28, IT28B, IT28F, IT28G
9W0099	RIPPER GP	24H, 24M, D5H, D5H XL, D5R LGP, D6H, D6H XL, D6H XR, D6K LGP, D6K XL, D6K2, D6K2 LGP, D6M, D6N, D6N LGP, D6R, D6R II, D6R III, D6T, D6T LGP, D6T XL
9W0876	RIPPER GP	D6H, D6H XL, D6H XR, D6R, D6R II, D6R III, D6T, D6T LGP, D6T XL

## BUSHINGS FOR KOMATSU®

Part No.	Application	Equipment Model
07177-05530	BUCKET CYLINDER	10, 507, 510, 558, BC100, BF60, BM020C, BP500, BR200T, CD60R, D20A, D20P, D20PL, D21A, D21P, D31EX, D31PX, D37EX, D37PX, D40PF, D41E, D41E6T, PC45MR, PC55MR, PC88MR
203-70-56121	BOOM	PC100, PC100L
205-70-67150	ARM	BP500, PC200, PC200CA
205-70-72130	ARM	PC200
205-70-72180	ARM	HB205, HB215, PC200, PC220, PC270
206-70-51260	BOOM	PC210, PC240
206-70-53150	ARM	PC220, PC240, PC270, PC290, PC600, PC650, PC800
206-70-55280	BOOM CYLINDER	PC200, PC200CA, PC200LL, PC200Z, PC210, PC220, PC220LL, PC228
207-63-76170	ARM, BUCKET CYLINDER	PC300, PC350
207-70-32140	ARM	PC300
207-70-32150	ARM	PC300, PC350, PC360
207-70-33160	ARM, BUCKET LINK	PC300, PC300HD, PC350, PC360
207-70-61610	BOOM AND TOP PIN	PC300, PC350, PC360
207-70-71162	BOOM AND TOP PIN	PC300, PC300HD, PC300LL, PC340, PC350, PC350HD, PC350LL, PC360
207-70-72460	ARM AND BUSHING	PC300, PC350, PC360
20Y-70-32410	ARM	HB205, HB215, PC200, PC220, PC228, PC228US, PC240, PC270, PC290
21K-70-12161	ARM	PC200, PC220, PC228, PC228US, PC240, PC270, PC290
21K-70-12170	ARM	PC150, PC160, PC180, PC180L, PC200
21K-70-22130	ARM	PC150, PC160, PC180, PC180L, PC200EL, PC200EN, PW170, PW170ES, PW180
21K-70-31390	BOOM	PC150, PC160, PC180, PC180L, PC200EL, PC200EN, PW170, PW170ES
418-70-11860	LIFT ARM	518, WA180, WA180PT, WA200, WA250, WA250L, WA250PT, WA270PT, WA350
419-46-12270	FRONT FRAME	532, WA200, WA250, WA250L, WA250PT, WA300, WA320
419-70-11820	LIFT ARM AND BELL CRANK	532, GD555, GD655, GD675, GD755, GH320, WA250, WA250L, WA250PT, WA250PTL, WA250PZ, WA270, WA320, WA380
419-70-11871	LIFT ARM AND BELL CRANK	532, WA200, WA200PZ, WA250, WA250PZ, WA270, WA320, WA420, WA470
419-70-11890	LIFT ARM AND BELL CRANK	532, 558, WA250, WA300, WA300L, WA320, WA320PZ
424-70-11860	LIFT ARM AND BELL CRANK	538, 542, WA350, WA380, WA380Z, WA420, WA430

Part numbers are used for reference purposes only.

Costex Tractor Parts Copyright © 2023. All rights reserved.



BUSHINGS FOR KOMATSU® (CONT.)

Part No.	Application	Equipment Model
424-70-11870	FRONT FRAME	532, WA300, WA300L, WA320, WD600
705-17-03352	HYDRAULIC OIL PUMP	D155A, D155AX, D275A, D85EX, D85MS, D85PX, HD325, HD405, HM300, HM400, WA1200, WA150, WA150PZ, WA200, WA200PZ, WA250, WA250PZ, WA380, WA470, WA480, WA500, WA600, WA800
705-18-03350	HYDRAULIC OIL PUMP	D155A, D155AX, D275A, D275AX, D475A, F4EC, F5EC, F6EC, GD755, GH320, HD465, HD605, HM300, HM300TN, HM350, HM400, LW250, PC1100, PC1250, PC1250SP, WA1200, WA320, WA320PZ
707-52-90681	BOTTOM DUMP CYLINDER	D155A, D155AX, D275A, HB215, PC160, PC190, PC200, PC220, PC228, PC228US, PC400, PC600, WA320, WA380, WA430, WA600, WD600
707-52-90851	ARM, BUCKET CYLINDER	PC300, PC350, PC400, PC450
707-76-10130	BOOM CYLINDER	PC1250, PC1250SP, PC228, PC228US, PC270, PC300, PC400, PC450
707-76-11010	BUCKET CYLINDER	538, WA250PT, WA250PTL, WA250PZ, WA270, WA320, WA320PT, WA320PZ, WA350, WA380, WA380Z, WA430
707-76-40020	STEERING CYLINDER	518, 532, WA180, WA200, WA200L, WA200PT, WA200PTL, WA200PZ, WA250, WA250PZ, WA270, WA320, WA320PZ
707-76-70110	ARM, BUCKET CYLINDER	BP500, HB205, HB215, PC100U, PC100US, PC200
707-76-70120	ARM, BUCKET CYLINDER	HB205, HB215, PC200, PC210, PC228, PC228US
707-76-70230	BOOM CYLINDER	PC100, PC100L, PC100N, PC120, PC120SC, PC128US, PC128UU, PC130
707-76-70320	BOOM CYLINDER	PC210
707-76-70690	BUCKET CYLINDER	PC200, PC200LL, PC210, PC210MH, PC228, PC228US, PC230NHD, PW200
707-76-80010	ARM, CYLINDER	HB205, HB215, PC200, PC220, PC270, PC400
707-76-80020	ARM	PC220, PC240, PC270, PC290
707-76-80230	BOOM CYLINDER	PC150, PC160, PC180, PC180L, PC190, PC200EL, PC200EN, PW170, PW170ES
707-76-80480	BUCKET CYLINDER	PC200, PC210, PC220, PC220LL, PC228, PC228US, PC230, PC240, PC270, PC270LL, PC290, PC308
707-76-90130	ARM, BUCKET CYLINDER	PC150, PC160, PC180, PC200EL, PC200EN, PC228, PC228US, PC300, PC360
707-76-95050	BUCKET CYLINDER	532, WA200PT, WA200PTL, WA300, WA300L, WA320, WA320L

BEARINGS

Part No.	Application	Equipment Model
0967911	BOOM CYLINDER	320 L, 320N, E200B
0967912	BRACKET GP-MOUNTING	320 L, 320N, E200B, S305
0967913	BUCKET CYLINDER	320, 320 L, 320N, E200B
1021444	HITCH GP-CUSHION	621E, 621F, 621G, 621H, 621K, 623E, 623F, 623G, 623H, 623K, 623K LRC, 627E, 627F, 627G, 627H, 627K, 627K LRC
1056372	STICK GP	375, 375 L, 5080
1154072	GEAR GP-FRONT	120H, 120K, 120K 2, 12H, 12K, 12M, 135H, 135H NA, 140G, 140K, 140K 2, 140M, 140M 2, 160K, 160M, 160M 2, 2290, 2390, 2391, 2491, 2590, 30/30, 3116, 3126, 3126B, 3126E, 322C, 322C FM, 324D, 324D FM
1181008	CONTROL GP-WORK TOOL	924G, 924GZ, 924H, 924HZ, 928G, 928HZ, IT28G
1188269	HITCH GP-ARTICULATING	950G, 950G II, 950H, 950K, 962G, 962G II, 962H, 962K, IT62G, IT62G II, IT62H
1230714	TRANSMISSION	414E, 416C, 416D, 416E, 416F, 420D, 420E, 420F, 422E, 422F, 424B, 424B HD, 424D, 426C, 428C, 428D, 428E, 428F, 430D, 430E, 430F, 432D, 432E, 432F, 434E, 434F, 436C, 438C, 438D, 442D, 442E, 444E, 444F
1252562	CONTROL GP-BUCKET	992G
1293528	CYLINDER GP-BULLDOZER LIFT	D5M, D5N
1328574	CONTROL GP-BUCKET	992G
1353161	CYLINDER GP-STEERING	988G, 988H, 988K
1391378	CONTROL GP-ELECTROHYDRAULIC	834G, 950G, 950G II, 962G, 962G II, 966G, 966G II, 972G, 972G II, 980G, 980G II, 980H, 988G, 988H, 992G, 992K
1413806	STICK GP-HOE	315B
1461616	LINK GP-BUCKET	992G
1523735	LINK GP-BUCKET	988G, 988H
1523740	LINKAGE GP-BUCKET	988G, 988H
1523743	ARM & BEARING AS-LIFT	988G, 988H
1523750	CYLINDER GP-LIFT	988G, 988H
1615809	CONTROL GP-BUCKET	992G, 992K

BEARINGS (CONT.)

Part No.	Application	Equipment Model
1615811	CYLINDER GP-TILT	992G, 992K
1715427	ARM & BEARING AS-LIFT	988G, 988H
1786241	ARM & BEARING AS-LIFT	994D, 994F, 994H
1796152	PUSH ARM GP	D6R, D6R II, D6R III, D6R STD, D6T, D6T LGR, D6T XL
1796153	PUSH ARM GP	D5H XL, D5R LGR, D6M, D6N, D6N LGR, D6R, D6R II, D6R III, D6R STD, D6T, D6T LGR, D6T XL
1831176	C-FRAME GP-POWER ANGLING	D3G, D3K XL, D3K2 LGR, D4G, D4K XL, D4K2 XL, D5G, D5K LGR, D5K2 XL
1869776	CONTROL GP-BUCKET	R1700G, R2900, R2900G, R3000H
1941664	ARM & BEARING AS-LIFT	990 II, 990H, 990K
1H4563	LADDER	583K, 621, D7F, D8H, D8K, PM-565, PM-565B
1M1226	FUEL PUMP HOUSING GROUP	1140, 1150, 1160, 12E, 1673, 1673B, 1673C, 3160, 3306, 621R, 966C, D333A, D333B, D5, D5B, D6C, D6D, D7F, D7G
1M6866	IDLER GEAR GROUP	594, D353C, D9E, D9G, D9H
1M7425	OIL PUMP	12E, 651E, 657B, 657E, 657G, 955H, D320A, D330A, D333A
1M7939	CAMSHAFT	183B, 191, D9E, D9G, D9H
1P0011	CYLINDER BLOCK ASSEMBLY	16, 631C, 769, 824B, 988, D343, G343
1P3358	FRONT IDLER	508, 594, 594H, D9G, D9H
1P7325	FUEL PUMP	594H, 641B, 772, 777, D342C, D346, D348, D349, D353C, D379B, D398, D8H, D9G, D9H
1P8336	FRONT IDLER	583K, D8H, D8K
1S4203	OIL PUMP	594, D342C, D353C, D8K, D9G, D9H
1S7315	ACCESSORY DRIVE	1674, 1676, 1693, 623, 631C, 769, 980, 988, D334, D336, D343
1T0766	PLANETARY GP-TRANSMISSION	641B, 650B, 651E, 657B, 657E, 657G, 777, 824B, 834, 834B, 836, 844, 844H, 844K, 854G, 854K, 977K, 977L, 983, 983B, 988F, 988F II, 988G, 988H, 988K, 990, 990 II, 990H, 990K, 992, 992C, 992D, 992G, 992K
1T0969	TORQUE CONVERTER	955K, 955L, 977K, 977L, 983, 983B
1U0322	VALVE GP-MAKEUP	225, 225D, 227, 229D, 231D, 235, 235B, 235C, 235D, 245, 245B, 245D, 325 L, 325C, 330C, 330C L, 345B II, 345B L, 345C, 345C L, 374D L, 390D, 390D L, 5110B, 5130, 5130B, 5230, 5230B, 69D, 725, 730, 735
1V1292	CONTROL GP-BUCKET	926, 926A, 928F, 943, IT18F, IT24F, IT28, IT28B, IT28F
1V3342	CONTROL GP-BUCKET	910E, 914G, 916, 943, IT14G2, IT18
1V5326	CONTROL GP-TRANSMISSION	814B, 815B, 824C, 826C, 834B, 836, 910, 916, 926, 936, 936F, 950B, 950F, 950F II, 966D, 966F, 980C, 980F, 988B, 992C, 994, G936, IT18B, IT28B
1V5410	LOADER FRAME	980B
1V5736	LINKAGE GP-BUCKET	245, 245B
2107552	BUCKET AS-ROCK	992G
2128960	CYLINDER GP-BOOM	420E, 420F, 422E, 422F, 428E, 428F, 432E, 432F, 434E, 434F, 442E, 444E, 444F
2136703	LINKAGE GP-BACKHOE BUCKET	416E, 420E, 420F, 422E, 422F, 428E, 428F, 430E, 432E, 432F, 434E, 434F, 442E, 444E, 444F
2143855	CYLINDER GP-BOOM	416E, 416F, 422E, 428E
2159365	STABILIZER GP	2384C, 2484C, 559C, 579C, 963C, 963D
2297375	DRIVE GP-FINAL	769C, 769D, 770, 770G, 771C, 771D, 772, 772G
2332613	CYLINDER GP-SWING	416D, 416E, 416F, 420D, 420E, 420F, 422E, 422F, 424D, 428D, 428E, 428F, 430D, 430E, 430F, 432D, 432E, 432F, 434E, 434F, 442D, 442E, 444E, 444F, 450E, 450F, 517, 527
2332614	CYLINDER GP-STABILIZER	416D, 416E, 416F, 420D, 420E, 420F, 430D, 430E, 430F, 450E, 450F
2517319	GENERAL	
2627043	FRAME AS-SWING	416E, 420E, 422E, 428E, 430E, 432E, 434E, 442E, 444E
2627044	FRAME AS-LOADER	416C, 416D, 416E, 420D, 420E, 422E, 426C, 428E, 430D, 430E, 432E, 434E, 436C, 442E, 444E
2787066	FRAME GP-LOADER	416E, 420E, 420F, 430E, 430F, 432E, 442E, 924G, 924H, 924K, 928HZ, 930G, 930K, 938K
2808053	CONTROL GP-BUCKET	992G, 992K
2D7937	CIRCLE REVERSING MECHANISM	120B, 12E, 12F, 140, 140B, 14E
2D8663	POWER CONTROL	120B, 12E, 140, 140B
2D9216	PARKING BRAKE GROUP	631C, 633C, 637, 641, 641B, 651, 657, 657B

Part numbers are used for reference purposes only.

Costex Tractor Parts Copyright © 2023. All rights reserved.

Costex Tractor Parts Copyright © 2023. All rights reserved.

## BEARINGS (CONT.)

Part No.	Application	Equipment Model
2F1072	CIRCLE REVERSING MECHANISM	120
2F7999	FRONT AXLE	120B, 12E, 140, 140B
2G3741	FRONT AXLE	130G, 14G
2J3862	POWER CONTROL	14E, 4S, 641, 651, 6A
2J7914	CYLINDER BRACKET GROUP	6A
2J8489	CYLINDER GP-TILT	5S, 6A, 6S, 951, 955, D5B, D5H XL, D5R LGP, D6D, D6E, D6E SR, D6G, D6G SR, D6G2 LGP, D6H, D6H II, D6H XL, D6H XR, D6M, D6N, D6N LGP, D6R, D6R II, D6R III, D6R STD, D6T, D6T LGP, D6T XL, D7R
2K4375	RIPPER AR-BASIC	16, 824B, 966C, 977, 977D, 977H
2K4442	ARM GP-LIFT	941, 951B, 977D, 977H, 977K, 988
2K4502	CROSSHEAD GP-GRAPPLE	571G, 816, 824S, 826B, 920, 930, 933, 941, 950, 951B, 955C, 955H, 955K, 955L, 977D, 977H, D4HTSK II, D4HTSK III, D5HTSK II
2K4505	STEERING CYLINDER GROUP	594, 594H, 613, 814, 920, 930, 955C, 955K, 955L, 966C
2K4506	BUCKET & SUPPORT GP	950, 955H, 966C, 977D, 977H, 977K
2K4511	CYLINDER GP	572G, 583K, 594, 594H, 613, 930, 941, 951, 951B, 955C, 955H, D4E
2K4513	CYLINDER GROUP	930, 950, 955C, 955H, 966C, 977D, 977H, 988
2K7647	LIFT CYLINDER	950, 955K, 955L
2K7648	BUCKET CONTROL	941, 951B, 977D
2K7814	LIFT CYLINDER GROUP	950
2K8302	CONTROL GP-DIFFERENTIAL STEERING	621, 621B, 621E, 621F, 621G, 621H, 621K, 621R, 623B, 623E, 623F, 623G, 623H, 623K, 623K LRC, 627B, 627E, 627F, 627G, 627H, 627K, 627K LRC, 824, 834, 983, D7H, D8N
2K8530	LIFT CYLINDER GROUP	966C, 977
2K8714	BUCKET CONTROL	966C
2M8604	FUEL PUMP HOUSING GROUP	12E, 1673, 1673B, 1673C, 215, 3304, 3306, 621R, 931B, 941, 943, 950, 953, 966C, D320A, D330A, D330B, D333A, D333B, D4D, D4E, D5, D5B, D6C, D6D, D7F, D7G
2P1553	FINAL DRIVE GROUP	561C, 561D, D5, D5B
2P3662	TRANSMISSION PUMP	910, 931, 931B, 931C, D3, D3B,
2S2055	FUEL PUMP HOUSING AND DRIVE GROUP	641B, 772, 777, 992, D346, D348, D349
2S4182	ACCESSORY DRIVE	12E, 1673, 1673B, 561B, 951B, D330A, D330B, D333B
2S5210	MARINE SPARE PARTS KITS	633C, 657, 824B, 825B, D343
2S5211	CAMSHAFT DRIVE GROUP	1693, 631C, 633C, 657, 769, 824B, 825B, D343
2S7931	PUMP GP-GEAR	528, 55, 561C, 594, 611, 615, 615C, 725, 725C, 730, 730C, 735, 735B, 740, 740B, 933, 939, 941, 951B, 955K, 955L, 983, 983B, 992C, C9, CX31-C13I, CX31-C15I, CX31-C18I, CX31-C9I, CX31-P600, D300B, D3B
2T1280	FRAME GP-FRONT	613C, 613C II, 613G
2V0394	BOOM GROUP	235, 235B, 235C
2V0447	BOOM GP-2 PIECE	235, 235B, 235C, D10R, D10T, D10T2, D9L
2V0706	ARM GP-LOGGER	215, 215B, 215C, 225, 225D, 227, 229, 229D
2V3157	DIFFERENTIAL GROUP	769C, 834, 992
2V4876	CONTROL GP-BUCKET	950
2V7859	CONTROL GP-HYDRAULIC HAND	120H, 120H ES, 120H NA, 12H, 12H ES, 12H NA, 135H, 135H NA, 140H, 140H ES, 140H NA, 143H, 14H NA, 160H, 160H ES, 160H NA, 163H NA, 16H NA, 814B, 814F, 815B, 815F, 816B, 816F, 824C, 824G, 824G II, 824H
2Y2273	BLADE LIFT	120B, 140B
3311520	CYLINDER GP-BOOM	422E, 422F, 428E, 428F, 432E, 432F, 434E, 434F, 444F, 613G
3311521	FRAME GP-SLIDING	422E, 422F, 428E, 428F, 432E, 432F, 434E, 434F, 442E, 444E, 444F
3311522	FRAME GP-SLIDING	422E, 422F, 428E, 428F, 432E, 432F, 434E, 434F, 442E, 444E, 444F
3390313	FRAME AS-LOADER	988G, 988H
3668853	CAMSHAFT	3054C, C3.3, C4.4
3D0369	FRONT AXLE	140, 140B, 14E
3D0371	FRONT AXLE	140, 140B, 14E
3D2909	CENTERSHIFT GROUP	120, 120B, 12E, 140, 140B

## BEARINGS (CONT.)

Part No.	Application	Equipment Model
3D4505	BLADE LIFT	12E, 14E, 14D
3D4718	BEARING ASSEMBLY	120, 12E, 140
3D4896	BLADE LIFT	12F, 14E
3D5736	BLADE LIFT	12F, 14E
3D6222	STEERING CYLINDER GROUP	12E, 140B, 14E
3G1525	CYLINDER MOUNTING	D7H, D7R, D8N
3G5521	C-FRAME GP	D8L
3G6313	PUSH ARM GP	D4H, D5H, D5H XL, D5R LGP, D6M, D6N, D6N LGP
3G7013	PUSH ARM GP	844, 844H, 844K, D8L, D9N
3G7891	LINK GP-STABILIZER	D10N, D10R, D10T, D9L
3G8051	PUSH ARM GP	D10N, D10R, D10T, D10T2, D9L
3G8052	BLADE AS	D10N, D10R, D10T, D10T2, D9L
3G8115	STEERING CYLINDER	508, 916, 926, IT18B, IT28, IT28B
3G8242	GENERAL	631, 637
3H6849	TORQUE CONVERTER	941, 977D, D4D, D4E, D5, D5B
3J2700	CYLINDER GP-EJECTOR	630B, 631B, 631D, 631E, 631G, 637, 637D, 637E, 637G, 641B
3J4285	PUSH ARM GP	5S, 6A, 6S, D6D, D6E, D6E SR, D6G, D6G SR, D6G2 LGP, D6G2 XL
3J4926	CYLINDER SUPPORT GROUP	8A
3J5689	HYDRAULIC CYLINDER GROUP	4S, 6A, 7A, 8A
3J5752	LIFT CYLINDER GROUP	4S, 6A, 7A, 8A, D7F
3J5753	LIFT CYLINDER GROUP	4S, 6A, 7A, 8A, D7F
3J6442	RIPPER FRAME	824S, D7F, D7G, D7G2, D7H
3J6484	RIPPER AR	10, 854G, 8A, 8B, 8D, 8U, D10, D10N, D10R, D10T, D11N, D11R, D7E, D7E LGP, D8K, D9H, D9L
3J6576	PUSH ARM GP	7A, D7G, D7G2
3J7189	GUARD GP-RADIATOR	651, 657, D7H, D7R, D7R II, D7R XR, D8N, D8R, D8R II, D8T
3J8404	DRAFT FRAME	630B, 633
3J9710	HITCH AND STEERING	615, 631C, 633C, 637, 651, 657
3K0139	LIFT CYLINDER GROUP	966C, 977
3K0741	BUCKET CONTROL	966C
3K0814	BUCKET CONTROL GROUP	950
3K0868	BUCKET CONTROL	955K, 955L, 966C
3K2132	BUCKET CONTROL	920
3K2144	GENERAL	
3K5242	TILT CYLINDER GROUP	955K, 955L, 977H, 977K
3K6662	SHUTOFF GP-HYDROMECHANICAL	313B, 3406, 3508, 3508C, 3512, 3512B, 3516, 561D, 561N, 571G, 637E, 651E, 657E, 814, 815, 920, 930, 930R, 950, 966C, 966R, 980, 983, 988, D11N, D4E, D4E SR, D5B, D5E, D5N, D5R LGP, D6C, D6D, D6E SR
3K7202	STEERING CLUTCH CASE	941, 955H, D4D
3K8429	BUCKET CONTROL	977H
3P2429	EQUALIZER BAR	D8H, D8K
3P5039	EQUALIZER BAR	D9H
3S2937	BELT TIGHTENER	613C, 613C II, 613G, 657, 657B, 666, 955H, 955K, 977H, 977K, D9G
3S9466	FUEL TRANSFER PUMP GROUP	1673, 1693, 621, 641B, 772, D10, D343, D348, D398
3T2077	FRAME GP-TELESCOPING RECOIL	517, 527, D5HTSK II, D6H, D6H II, D6H XL, D6H XR, D6R, D6R II, D6R III, D6R STD, D6T, D6T LGP, D6T LGPPAT, D6T XL
3T7494	FRAME GP-TELESCOPING RECOIL	D11N, D11R, D11T
3V0060	CONTROL GP-MECHANICAL HYDRAULIC	508, 518, 518C, 916, 926, 936, 936F, 950B, 966D, 980C, 988B, 992C, 994, 994D, G936, IT28, IT28B

Part numbers are used for reference purposes only.

Costex Tractor Parts Copyright © 2023. All rights reserved.



## BEARINGS (CONT.)

Part No.	Application	Equipment Model
3V3355	PEDAL GP-GOVERNOR	814B, 815B, 824C, 825C, 826C, 916, 918F, 926, 926A, 936, 936F, 950B, 966D, 980C, G936, IT18F, IT28
3V9281	BOOM GP	225, 227
3W2420	SUPPORT GP-ROTOR DRIVE	561M, 561N, D4H, D4H XL, D4HTSK II, D5M, D5N, RM-350B, SM-350
3W4362	BUCKET CONTROL GROUP	928F, 943
3W8240	IDLER GP-FRONT	973, 973C
3W8409	IDLER GP-FRONT	943, 953, 953B, 953C, 953D
4B8574	CONTROL SHAFT GROUP	120B, 12E, 140, 140B
4D0918	FRONT AXLE	140, 140B
4D1644	CENTERSHIFT GROUP	120, 120B, 12E, 140, 140B
4D6699	REAR AXLE	140B, 14E
4D7781	STEERING LINKAGE	16, 768B, 769, 769C, 772, 773, 773B
4E9374	BUCKET GP-FRONT SHOVEL	365B, 365C, 385B, 385C, 385C FS, 5080, 5090B
4E9408	BUCKET GP-FRONT SHOVEL	365B, 365C, 385B, 385C, 385C FS, 5080, 5090B
4H0747	CYLINDER BLOCK	50, D9E, D9G, D9H
4H3186	OIL PUMP	16, 594, D353C, D397D, D9E, D9G, D9H
4H7969	BLADE LIFT	12E, 14, 120, 120B, 140
4H9082	POWER TAKE-OFF	127, 50, 594H, D9E, D9G, D9H
4J1522	RIPPER GROUP	824S, 9B
4J2379	CYLINDER GP-TILT	983, 9B, D10N, D10R, D10T, D10T2, D9L
4J2590	BRACE GP-BULLDOZER	6A, 6S, D6D, D6E, D6E SR, D6F SR, D6G SR, D6G2 XL
4J6167	CYLINDER GP-LIFT	7A, 814B, 814F, 814F II, 814S, 816F, 816F II, D7F, D7G, D7G2, D7H, D7R, D8N
4J6374	CYLINDER GP-BULLDOZER TILT	245, 245B, 4S, 5S, 657, 6A, 6S, 824G, 824G II, 824H, 824K, 825G, 825G II, 825H, 825K, 834K, 953, D4E, D4E SR, D5B, D5E, D6D, D6E, D6E SR, D6G SR, D6G2 LGP, D6G2 XL, D6H, D6H II, D6H XL, D6H XR, D6R
4J8006	CYLINDER GP-LIFT	814F II, 824S, 834B, 836
4K0300	CYLINDER GP-HYDRAULIC	941, 951B, 977K, 980, 980B, 988, GLS63
4K3004	RIPPER GROUP	120K, 120M, 120M 2, 12E, 12G, 12H, 12H ES, 12H NA, 12K, 12M, 12M 2, 12M 3, 12M 3 AWD, 130G, 140B, 140G, 140H, 140H ES, 140H NA, 140K, 140K 2, 140M, 140M 2, 140M 3, 140M 3 AWD, 143H, 14E, 14G, 14H, 14H
4K3126	FRONT AXLE AND WHEELS	666
4K8734	HITCH GP-ARTICULATING	12M, 12M 2, 12M 3, 12M 3 AWD, 140M, 140M 2, 140M 3, 140M 3 AWD, 14G, 14H, 14H NA, 14M, 160M, 160M 2, 160M 3, 160M 3 AWD, 814, 815, 966C
4L4145	IGNITION SYSTEM DRIVE	1693, 631C, D343, G343
4M9920	OIL PUMP	16, 1693, 631C, 633C, 657, 824B, D343
4T5795	LEVER GP	120G, 12G, 130G, 140G, 14G, 160G, 16G, 446B, 446D, 916, 936F, D5C III, D6H, D6H XL, D6H XR, D7H, D8N, D8R, D9R, G936, IT28
4T7351	CYLINDER GP-SWING	416, 426, 428, 436
4T8086	LINK GP-STABILIZER	D8L, D8N, D9N
4V0380	BUCKET CONTROL	966C
4V0381	BUCKET CONTROL	950
4V8577	SUSPENSION GP-SEAT	120G, 120H, 120H ES, 120H NA, 120K, 120K 2, 120M, 120M 2, 12G, 12H, 12H ES, 12H NA, 12K, 12M, 12M 2, 12M 3, 12M 3 AWD, 130G, 135H, 135H NA, 140G, 140H, 140H ES, 140H NA, 140K, 140K 2, 140M, 140M 2
4V8674	ARM & BEARING AS-LIFT	924G, 924GZ, 924H, 924HZ, 928HZ, 930G, 938F, 938G, 938G II, 938H, 950 GC, 950B, 950B/950E, 950F, 950F II, 950G, 950G II, 950H, 960F, 962G, 962G II, 962H, 963, 963B, 963C, 963D, 966D, 966F, 966F II
5C6738	FORE BOOM GROUP	225, 229
5D0244	FRONT AXLE	14E
5D1705	FRONT AXLE	120, 120B, 12E, 140, 140B
5D4541	FRONT AXLE	14E
5D8509	POWER CONTROL	14E, 16
5D8516	POWER CONTROL	14E, 16
5D8531	POWER CONTROL	14E, 16
5D9733	POWER CONTROL	14E, 16
5H4984	TRANSMISSION	583H, D7F, D7G, D8H, D8K

## BEARINGS (CONT.)

Part No.	Application	Equipment Model
5J1184	CYLINDER SUPPORT GROUP	8A, 8U
5J1187	CYLINDER BRACKET GROUP	9A, D9G
5J1192	CYLINDER GP-LIFT	824G, 824G II, 824H, 824K, 825K, 826G, 826G II, 826H, 826K, 844, 844H, 844K, 8A, 8S, D7E, D7E LGP, D8L, D9N, D9R, D9T
5J1193	CYLINDER GP-LIFT	10S, 824G II, 824H, 844, 844H, 854G, 854K, 9A, 9S, D10, D10N, D10R, D10T, D11N, D11R, D9G, D9H, D9L
5J2245	CYLINDER GP-LIFT	814F II, 824C, 824S, 826C, 834B, 836, 9A, 9S, D9H
5J2246	CYLINDER GP-LIFT	814F II, 824C, 824S, 826C, 834B, 836, 9A, 9S, D9H
5J3254	HITCH AND STEERING	615, 621, 623
5J4928	HITCH AND STEERING	615, 621, 623
5J4929	HITCH AND STEERING	631C, 633C, 637, 641, 641B, 651, 657, 657B
5J6418	GENERAL	631
5J7876	CYLINDER GP-THUMB	920, 924H, 930, 941, 951B, 966C
5J8118	GUARD GP-RADIATOR	641B, 651B, 651E, 657B, 657E, 657G, 666, 9A, D7H, D7R, D7R II, D7R XR, D8N, D8R, D8R II, D8T
5J8360	DRAFT FRAME	631B, 633, 637, 637B
5J8362	DRAFT FRAME	631B, 633, 637, 637B
5K0984	HITCH GP-ARTICULATING	120G, 120H, 120H ES, 120H NA, 120K, 120K 2, 120M, 120M 2, 12G, 12H, 12H ES, 12H NA, 12K, 12M, 130G, 135H, 135H NA, 140G, 140H, 140H ES, 140H NA, 140K, 140K 2, 143H, 160G, 160H, 160H ES, 160H NA, 160K
5K3496	HITCH GP-ARTICULATING	16G, 16H, 16H NA, 16M, 980, 980B
5K7038	BUCKET CONTROL	955K, 955L
5K7041	BUCKET CONTROL	941, 951B, 955K, 955L
5K7992	BUCKET CONTROL	977K
5L2648	OIL PUMP	D379, D379A, D379B, D398, D398A, D398B, D399, G379, G398, G399
5L2651	OIL PUMP	D379, D379A, D398, D398A, D398B, D399, G399
5L2652	SHUT-OFF GROUP	D379, D379A, D379B, D398, D398A, D398B, D399, G379, G398, G399
5L2660	AUXILIARY DRIVE GROUP	1693, D343, D379, D379A, D379B, D398, D398A, D399, G379, G398, G399
5L2806	PUMP GP-FUEL INJECTION	D379A, D379B, D398, D398A, D398B, D399
5L5263	FUEL PUMP	1693, D343, D379, D379A, D379B, D398, D399, G379, G398
5L5276	FUEL PUMP	D379, D379A, D379B, D398, D399, G379, G398
5M4158	OIL PUMP	824
5N6159	FRONT ACCESSORY DRIVE	D379B
5N6162	FRONT ACCESSORY DRIVE GROUP	D379B, D398B, D399, G379A, G398, G399
5N6165	OIL PUMP	D399, G379, G398, G399
5S1141	CAMSHAFT DRIVE	641B, 650B, 772, 777, 992, D10, D346, D348
5T1243	FRAME GP-DRAFT	613C, 613C II, 613G
6A7129	BUCKET LINKAGE GROUP	215, 215B, 215C, 215D
6D1945	CIRCLE REVERSING MECHANISM	12F, 14E
6E1166	CYLINDER GP-LIFT	988K, 990, 990 II, 990H, 990K
6E5449	CYLINDER GP-BULLDOZER LIFT	D5H, D5H XL, D5R LGP, D6M, D6N, D6N LGP
6F2320	CENTERSHIFT MECHANISM	120, 120B, 12E, 140, 140B, 14E
6F6774	FUEL TRANSFER PUMP GROUP	795F AC, 795F XQ, D337, D353C, D364, D379A, D397D, D399
6G5537	DRIVE GP-CIRCLE	120G, 120H, 120H ES, 120H NA, 120K, 120K 2, 120M, 120M 2, 12G, 12H, 12H ES, 12H NA, 12K, 12M, 12M 2, 12M 3, 12M 3 AWD, 130G, 135H, 135H NA, 140G, 140H, 140H ES, 140H NA, 140K, 140K 2, 140M, 140M 2
6H2744	OIL PUMP	12E, 12F, 641B, 651E, 657B, 657E, 657G, D320A
6J0800	PUSH ARM GP	4A, 4S, 5S, 815B, 815F, 815F II, 955H, D4E, D4E SR, D5B, D5E, D5H
6J5354	PUSH ARM AND BRACE GROUP	7A, 7S, D7G
6J7166	LIFT CYLINDER GROUP	D9H

## BEARINGS (CONT.)

Part No.	Application	Equipment Model
6J9764	HITCH AND STEERING	641, 641B, 657, 657B
6K2697	HITCH GP-ARTICULATING	515, 518, 518C, 525, 525B, 535B, 920
6K3177	COUPLER GP-QUICK	324D, 324D L, 324E, 324E L, 324E LN, 329D, 329D L, 329E, 329E L, 330C FM, 330C MH, 336D, 336D L, 336E, 336E L, 336E LH, 336F L, 977K, 977L
6K3194	BUCKET CONTROL	955K, 955L
6K4177	FRAME GP-ENGINE END	930, 930R
6K6042	BUCKET CONTROL	930
6K6043	BUCKET CONTROL	930
6K6044	FRAME GP-REAR	525B, 535B, 930
6N2578	CONVERSION GP-GOVERNOR	120G, 12G, 140B, 140G, 14G, 1673C, 215, 225, 235, 3304, 3306, 518, 627B, 637D, 941, 950, 955L, D4D, D4E, D5, D5B, D6C, D6D, D7F, D7G
6S4074	FRAME GP-ENGINE END	910
6S8797	TRACK ADJUSTER & RECOIL GP	931B, 931C, 931C II, 933, 933C, D3, D3B, D3C, D3C II, D3C III, D3G, D4C, D4C II, D4C III, D4G, PM-201, PM-565, PM-565B
6W8583	BUCKET AS-SIDE DUMP	966G, 966K, 966M, 972G, 972K
6W9172	COUPLER GP-QUICK	918F, 924F, IT28G
6W9173	CONTROL GP-BUCKET	918F, 924F
6Y6134	SINGLETREE GP	30/30, 517, 527, D4H, D4H XL, D4HTSK II, D4HTSK III, D5H, D5H XL, D5HTSK II
6Y6234	C-FRAME GP-POWER ANGLING	517, 527, D4H, D4H XL, D4HTSK III, D5H, D5H XL, D5HTSK II
7C7852	GEAR GP-FRONT	140H, 143H, 14H, 14M, 160H, 163H, 16H, 16M, 3176, 3176B, 3176C, 3196, 345B, 345B II, 345B II MH, 345B L, 345C, 345C L, 345C MH, 345D, 345D L, 345D L VG, 349D, 349D L, 349E, 349E L, 349E L HVG, 349E L
7D3818	POWER CONTROL	14E, 16
7E2844	OIL PUMP	3114, 446B, 446D, 918F, 924F, IT12B, IT18F, IT24F, RT100
7F7772	BRAKE AS	621, 621B, 621E, 621F, 621G, 621R, 623B, 623E, 623F, 623G, 627, 627B, 627E, 627F, 627G, 630A, 630B, 631C, 631D, 631E, 631G, 633, 633C, 633D, 633E, 633E II, 637, 637B, 637D, 637E, 637G, 814, 815, 966C
7F9557	STEERING GEAR AND VALVE MECHANISM	621, 621B, 621R, 623, 627B, 631C, 633C, 637D, 641, 641B, 651, 657, 657B, 814, 815, 816, 824B, 826B, 834, 950, 966C, 980, 980B, 988, 992
7G1952	FRAME GP-TELESCOPING RECOIL	589, D10N, D10R, D10T, D10T2, D9L
7G7379	FRAME GP-TELESCOPING RECOIL	572R, 572R II, 583R, 583T, 587R, 587T, D7H, D7R, D7R II, D7R XR, D8N, D8R, D8R II, D8T, PL83, PL87
7G9711	GUARD GP-RADIATOR	578, D7H, D8N
7J0051	LINKAGE GROUP	8D
7J1333	UNDERCARRIAGE AR	527, 7A, 7S, 814, D5H, D5H XL, D5HTSK II, D6H, D6H II, D6H XL, D6H XR, D6M, D6N, D6R, D6R II, D7F, D7G, D7G2, D7H
7J1334	FRAME AS-FRONT	7A, 7S, 814, 814B, 814F, 814F II, 816B, 816F, 816F II, D7F, D7G, D7G2, D7H
7J1335	FRAME GP-FRONT	24H, 24M, 824G, 824G II, 824H, 826G, 826G II, 826H, 844, 844H, 844K, 8A, 8S, 8U, D8K, D8L, D9N, D9R, D9T
7J1336	FRAME AS-FRONT	824G, 824G II, 824H, 826G, 826G II, 826H, 844, 844H, 844K, 8A, 8S, 8U, D7E, D7E LGR, D8K, D8L, D9N, D9R, D9T
7J1337	FRAME AS-FRONT	24H, 24M, 824G, 824G II, 824H, 9A, 9S, D10N, D10R, D10T, D9H, D9L
7J1338	GUARD GP-RADIATOR	824G, 824G II, 824H, 9A, 9S, D10N, D10R, D10T, D9H, D9L
7J6250	LIFT CYLINDER GROUP	245, 245B, 245D, 55, 57, 58, 613, 613B, 613C, 613C II, 613G, 814S, 924G, D10N, D10R, D6D, D7G, D7H, D9L, D9N, D9R
7J7488	C-FRAME GP	7A, 824S, 826C, D7G, D7G2
7J9344	BUCKET AS-MULTIPURPOSE	924H, 950, 966C, 966K, 966M, 966M XE, 966R, 972K, 972M, 972M XE, 977K, 977L, 980B, 983
7J9345	CYLINDER & SEAL GP	977K, 977L
7J9346	CYLINDER GP-STEERING	950K, 955K, 955L, 962K, 977K, 977L, AD40, AD45, AD45B, AD55, AD55B, AD60, AE40, D10N, R1300, R1300G, R1300G II, R1600, R1700 II, R1700G, R2900, R2900G, R3000H
7J9365	CYLINDER GP-STEERING	966C
7J9366	LIFT CYLINDER GROUP	966C
7J9374	CYLINDER GP-BOWL	611, 615, 615C, 955K, 955L
7J9694	CYLINDER GP-HYDRAULIC	24H, 24M, 824C, 826C, 950
7J9699	CYLINDER GP-HYDRAULIC	930, 930R, 950, 966C, FB518

## BEARINGS (CONT.)

Part No.	Application	Equipment Model
7J9706	LIFT CYLINDER AND SEAL GROUP	983, 983B, 988
7J9707	LIFT CYLINDER AND SEAL GROUP	980, 980B, 988
7J9732	CYLINDER GP-ARCH	517, 527, 977K, 980B, D4HTSK II, D4HTSK III, D5HTSK II
7J9745	LINK GP-TILT	225, 533, 543, 941, 951B, 966C, 973, 973C, 973D, 977K, 977L, HA770, HA771, HA870, HA871, TK370, TK371, TK380, TK381
7J9884	CYLINDER GP-ANGLING	30/30, 330B L, 330C, 330C L, 330D L, 336D L, 336E HVG, 365B, 365C L, 385B, 385C L, 3S, 5080, 515, 517, 518, 518C, 525, 525B, 525C, 525D, 527, 535B, 535C, 535D, 545, 545C, 545D, 555D, 613C, 613C II
7K0078	CYLINDER GP-GRAPPLE	320B FM LL, 322B L, 322C FM, 324D FM LL, 325B L, 325D FM, 325D FM LL, 330B L, 330D FM, 568 FM LL, 980B, 988, GH52, GLC85, GLL60, GLS63
7K0085	CONTROL GP-BUCKET	950
7K0086	BUCKET CONTROL	950
7K0421	BUCKET CONTROL	920, 983
7K7195	BUCKET CONTROL	950
7K9318	DIFFERENTIAL AND GEAR GROUP	824B, 825B, 980, 980B
7K9528	FORK GP-LOG	924G, 953, 977K, 977L, 980B, 988
7K9529	BUCKET CONTROL	977K, 977L
7K9531	BUCKET CONTROL	977K, 977L
7K9532	BUCKET CONTROL	977K, 977L
7K9533	BUCKET CONTROL	977K, 977L
7K9546	CYLINDER GP-STEERING	924K, 930K, 938K, 941, 951B
7K9547	BUCKET CONTROL	941, 951B
7K9548	CONTROL GP-BUCKET	941, 951B, D5
7K9549	CONTROL GP-WORK TOOL	941, 951B, 955K, 955L, IT38F, IT38G, IT38G II, IT38H
7K9572	BUCKET CONTROL	916, 955K, 955L
7K9573	BUCKET CONTROL	955K, 955L
7K9575	BUCKET CONTROL	955K, 955L
7K9576	BUCKET CONTROL	955K, 955L
7K9589	KIT-LEVERS	920, 930, 930R
7K9590	BUCKET CONTROL GROUP	920
7K9591	BUCKET CONTROL GROUP	920
7K9593	POSITIONER GP-PIPE	920
7K9601	KIT-LIFT ARM	930, 930R
7K9602	KIT-LIFT ARM	930, 930R
7K9603	KIT-LIFT ARM	930, 930R, FB518
7K9604	KIT-LEVER	930, 930R, 980B
7K9638	KIT-LEVER	966C, 966R
7K9640	KIT-LEVER	950, 951B, 966C, 966R
7K9642	BUCKET CONTROL	955K, 955L, 966C, 966R
7K9643	KIT-LIFT ARM	966C, 966R
7K9644	KIT-LIFT ARM	966C, 966R, 988
7K9686	BUCKET CONTROL	980B, 988
7L8782	GOVERNOR GROUP	641B, 772, 777, 992, D10, D348, D353C, D379, D398, D399, D9H, G379, G398, G399
7M0409	FINAL DRIVE	D6C, D6D, D6G2 XL
7M4505	OIL PUMP GROUP	12E, 955H, D320A, D330A, D330B, D4D
7M8084	TRANSMISSION GROUP	D7F, D7G
7M9906	CASE & TRANSFER GEAR GP	910, 931B, D3, IT12
7N5984	CONTROL GP-FUEL INJECTION	3508, 3508C, 3512, 3516, 777B, 785, 789, 994, D11N, PM3512, PM3516

Part numbers are used for reference purposes only.

Costex Tractor Parts Copyright © 2023. All rights reserved.



## BEARINGS (CONT.)

Part No.	Application	Equipment Model
7P3455	CONTROL GP-BUCKET	953
7P6348	IDLER GP-FRONT	963, 963B, 963C, 973
7P7698	BAR GP-EQUALIZER	963, 963B, 963C, 963D
7P8370	FRAME GP-TELESCOPING RECOIL	973, D6H, D6H II, D6H XL, D6H XR, D6R, D6R II
7P8753	CYLINDER GP-LIFT	924G, 924GZ, 924H, 924HZ, 928HZ, 930G, 930K, 938F, 973, 973C, 973D, IT38G II, IT38H
7T4135	CASE & FRAME GP	D10N, D10R, D10T, D10T2
7T9586	C-FRAME GP	D6H, D6H XL, D6H XR, D6R, D6R II
7V8054	BOOM GROUP-TWO PIECE	235
7Y3552	CYLINDER GP-BOOM	322B, 322B L, 322B LN, 325, 325 L, 325 LN, 325B, 325B L, 330, 330 FM L, 330B L, 345B, 345B II, 345B II MH, 345B L, M315C, M315D, M316C, M316D, M317D 2, P115, S115, VPC-30, VPS-35, W345B II
7Y3589	STICK GP-HOE	365C, 375, 375 L, 385B, 385C, 385C L, 5080
7Y6389	LINKAGE GP-BUCKET	325, 325 L
7Y6607	STICK GP	320 L, 320N, 322 L, 325, 325 L, 325B L, 330B L
7Y6608	COUPLER GP-QUICK	325, 325 L
7Y6626	STICK GP	320 L, 320N, 322 L, 325, 325 L, 325B L, 330B L
8D2531	DRIVE GP-FINAL	14G, 14H, 14H NA
8G0931	FRONT IDLER GROUP	943, 953
8G4022	CONTROL GP-BUCKET	950K, 953, 953B, 953C, 953D, 962K, D9T
8G4364	FRONT IDLER GROUP	943
8G4373	FRONT IDLER GROUP	953
8G5243	C-FRAME GP-POWER ANGLING	D5H, D5H XL, D5HTSK II
8H8175	CONTROL GP-TRANSMISSION HYD	140, 141, 14E, 153, 16, 163, 173B, 183B, 225, 227, 229, 229D, 235, 235B, 235C, 235D, 518, 518C, 528, 528B, 530B, 54, 561C, 561D, 571G, 572G, 572R, 578, 583H, 583R, 587R, 589, 613, 613B, 621, 621B, 623
8J0278	CYLINDER GP-LIFT	515, 518, 518C, 525, 525B, 525C, 525D, 528, 528B, 530B, 535B, 535C, 535D, 545, 545C, 545D, 555D, 950
8J1620	LEVER GP	120G, 130G, 140G, 16G
8J4504	CYLINDER GP-EJECTOR	3P, 3S, 54, 613C, 613C II, 613G, 910, 931B, 933, 939, D3B, D3C II, D3C III, D4C III, D5C III
8J5778	AXLE GP-FRONT	16G, 16H, 16H NA, 16M, 950K, 962K, 966G, 966K, 966M, 972G, 972K, 977K, 977L
8J7424	SWIVEL GROUP	225, 515, 525, 525B, 535B, 535C, 545, 545C
8J7596	ARM GP-ACCUMULATOR	611, 615C, 621, 621B, 621E, 621F, 621G, 621H, 621K, 621R, 623E, 623F, 623G, 623H, 623K, 623K LRC, 627B, 627E, 627F, 627G, 627H, 627K, 627K LRC, SH-56B
8J7694	CUSHION HITCH GROUP	621B, 621R, 627B
8K0533	STUB BOOM GROUP	225, 227
8K2360	FORK GP-LOG	225, 950G, 950G II, 950H, 962G, 962G II, 962H, 966G, 966G II, 966H, 966K, 972G, 972G II, 972H, 972K, 980G, 980G II, 980H, 980K, 990H
8K2896	HOE BUCKET AND BEARING ASSEMBLY	235, 235B, 235C, 235D, TS185, TS225
8K6006	LOADER FRAME	966C
8M4336	CYLINDER BLOCK	16, 621, 651, 834, 980, D342C, D353C, D8H, D9G
8M9023	DRIVE GP-ACCESSORY	16, 657, 666, 769, 824, 834, 988
8M9315	HOUSING GP-FLYWHEEL	120M, 120M 2, 12M, 12M 2, 12M 3, 12M 3 AWD, 140M, 140M 2, 140M 3, 140M 3 AWD, 14M, 16, 160M, 160M 2, 160M 3, 160M 3 AWD, 16M, 235B, 3176C, 3196, 3406C, 350, 365B, 365B II, 365B L, 365C, 365C L
8N0628	PUMP GP-GOV & FUEL INJ	120G, 12G, 130G, 140G, 1673C, 215, 225, 3208, 3304, 3306, 518, 613B, 613C, 637D, 920, 941, 950, 955L, 980B, CB-614, CS-551, D4D, D5, D5B, D6D, PR-1000, PS-500
8N2648	CAMSHAFT	16G, 245, 3406B, 578, 621E, 623E, 627E, 824C, 826C, 980C, SS-250
8N5301	GEAR GP-FRONT	3508, 3512, 3516, 5130, 776C, 784B, 785, 785B, 789B, G3508, G3512, G3516
8R7336	STICK GP	215D, 219D
8S0921	SCAVENGE PUMP GROUP	D4E, D4E SR
8S5410	CYLINDER BLOCK ASSEMBLY	16, 657, D343
8S6508	OIL PUMP ASSEMBLY	12F, 140B, 14E, D6C

## BEARINGS (CONT.)

Part No.	Application	Equipment Model
8S6513	OIL PUMP	12F, 140B, 14E, D6C
8S6515	OIL PUMP	12F, 140B, D6C
8X8654	FRAME GP	789B, 789C, 789D, 793, 793B, 793C, 793D, 793F, 793F AC, 793F CMD
9C6003	CONTROL GP-BUCKET	924G, 924GZ, 924H, 924HZ
9C7074	HOE STICK GROUP	235, 235C
9D0733	LIFT GP-BLADE	120G
9D1489	DRIVE GP-CIRCLE	120G
9D4094	CASE & FRAME GP	631E, 631G, 633E II, 637D, 637E, 637G
9F7109	FLYWHEEL CLUTCH GROUP	D8H, D8K
9G0296	FRAME GP-TELESCOPING RECOIL	578, D8L, D9N, D9R, D9T
9G9083	TELESCOPING RECOIL FRAME	D6H
9G9084	TELESCOPING RECOIL FRAME	D6H
9G9086	TRACK ADJUSTER & RECOIL GP	943, 953, 953B, 953C, 953D
9H1284	FUEL PUMP HOUSING GROUP	1150, 1160, 12E, 1673, 1673B, 1673C, 215, 3304, 3306, 621R, 931B, 941, 943, 950, 953, 955H, 966C, D320A, D330A, D330B, D333A, D333B, D4D, D4E, D5, D5B, D6C, D6D, D7F, D7G
9H2775	SAFETY CONTROL SHUT-OFF GROUP	D342C, D8H
9H3249	RANGE TRANSMISSION ARRANGEMENT	16, 594, 594H, 651, 657, 657B, 768B, 769, 772, 773, 824B, 834, 950, 955K, 955L, 966C, 988, 992, D7F, D8H, D9G, D9H
9J0946	KIT-HITCH	631E, 633D, 637D, 637E
9J4263	EJECTOR GROUP	621, 621B, 627B
9J5875	CYLINDER GP-STEERING	834B, 836, 980C, 980F, 980F II, 988B, 988F, 988F II
9J5942	CYLINDER & MTG GP-LIFT	10S, 824G, 824G II, 824H, 854G, 854K, 9A, 9S, D10, D10N, D10R, D10T, D10T2, D11N, D11R, D9H, D9L
9J9487	HITCH AND STEERING GROUP	641B, D9L
9K4909	DIFFERENTIAL GROUP	518, 920, 930
9K8423	BOOM GP	227, 231D, 235, 235B, 235C, 963, 963B, 963C, 963D
9K8425	CYLINDER GP	227, 229, 231D, 235, 235B, 235C, 235D
9K9158	LOADER FRAME GROUP	966C
9K9159	FRONT FRAME GROUP	950
9L7579	FUEL PUMP HOUSING GROUP	1140, 1150, 3160
9L8636	HOUSING GP-FRONT	1140, 1145, 1150, 1160, 215, 225, 3160, 3204, 508, 613, 910, 916, 926, 931B, 943, 953, D3, D3B, D4HTSK II
9M2147	TRANSMISSION	16, 769, 824, 824B, 834, 988
9M2418	GEAR GP-REAR	16, 1673C, 3126B, 3126E, 3176, 3176B, 3176C, 3196, 3304, 3306, 3306B, 3306C, 350, 641B, 650B, 772, 777, 815, 963, 966C, 973, 980B, 992, C-10, C-12, C-9, C11, C13, C7, C9, CX31-C13I, CX31-C9I, D10, D34
9M4256	SERVICE METER GROUP	120B, 120G, 12E, 12G, 130G, 140B, 140G, 14G, 160G, 16G, 3304, 3306, 561B, 561C, 621, 627, 637, 657B, 666B, 769, 824B, 834, 931B, 931C, 931C II, 933, 933C, 935B, 939, 939C, 951B, 955K, 977H, 977K, 980
9M4370	PUMP GP-GEAR	14M, 16M, 517, 527, 589, 776C, 776D, 777D, 784B, 784C, 785, 789, 789B, 789C, 789D, 834G, 834H, 836G, 836H, 955K, 955L, 977H, 988G, 988H, D10N, D10R, D11N, D11R, D11T, D4H, D4H XL, D4HTSK II, D4HTSK II
9M8395	CYLINDER BLOCK AND COVERS	141, 16, 621, 641, 651, 657, 666, 769, 824, 834, 980, 988, D348, D6C, D6D, D6E, D6E SR, D6F SR, D6G, D6G SR, D6G2 LGP, D6G2 XL
9N2856	FRONT HOUSING GROUP	225, 3208
9P8899	CASE & COVER GP-CHAIN DRIVE	D4HTSK III, D5H, D5H XL, D5HTSK II, D5R LGP, D6M, D6N, D6N LGP, RM-500
9R0147	LINKAGE GP-BACKHOE BUCKET	416B, 416C, 416D, 420D, 422E, 422F, 424B, 424B HD, 424D, 426, 426B, 426C, 428, 428B, 428C, 428D, 428E, 428F, 430D, 432D, 432E, 432F, 434E, 434F, 436, 436B, 436C, 438, 438B, 438C, 438D, 442D, 442E, 444
9R0195	FRAME GP-LOADER	416, 426, 428, 438
9R1104	LINKAGE GP-BUCKET	414E, 416, 416B, 416C, 416D, 416E, 420D, 422E, 424B, 424B HD, 424D, 426, 426B, 426C, 428, 428B, 428C, 428D, 430D, 436C, 438C
9R1107	LINKAGE GP-BUCKET	414E, 416, 416B, 416C, 416D, 416E, 420D, 422E, 424B, 424B HD, 424D, 426, 426B, 426C, 428, 428B, 428C, 428D, 430D, 436C, 438C
9R1493	BOOM GP-HOE	426, 428, 436, 438
9R4121	AXLE GP-FRONT	416, 428

BEARINGS (CONT.)

Part No.	Application	Equipment Model
9R4137	AXLE GP-FRONT	416, 428, 446
9R8165	CONTROL GP-BLADE	416B, 416C, 416E, 416F, 420E, 420F, 422E, 422F, 426B, 426C, 428B, 428C, 428E, 428F, 430E, 430F, 432E, 432F, 434E, 434F, 436B, 436C, 438B, 438C, 442E, 444E, 444F, 450E, 450F, CP-433E, CP-44, CP-56
9S0709	HYDRAULIC PUMP DRIVE GROUP	631C, 824B, 825B, 983
9S0710	DRIVE GP	16, 631C, 657B, 769, 824B, 834, 983
9S1160	GEAR PUMP GROUP	14E, 3304, 3306, 561C, 941, 955L, 966C, D4D, D6C, D7F, G3306
9S4073	CYLINDER BLOCK GP	16, 631C, 657B, 769, 824B, 834
9S5214	GEAR & CASE GP-TRANSFER	621, 621B, 621R, 623, 623B, 627B, 631C, 633C, 633D, 637D, 641B, 650B, 657B, 657E, 769C, 773B, 777
9S6732	PUMP GP-HYDRAULIC DRIVE	D7F
9S6864	OIL PUMP	D6D
9S6958	PLANETARY GP	910, 931B
9T0064	LINK GP-STABILIZER	938G, D7H, D7R, D7R II, D7R XR
9T0766	CYLINDER GP-TILT	414E, 416, 416B, 416C, 416D, 416E, 420D, 422E, 424D, 426, 426B, 426C, 428, 428B, 428C, 428D, 430D, 436C, 438C
9T2883	CYLINDER GP-SWING	416B, 416C, 416D, 416E, 416F, 420D, 420E, 420F, 422E, 422F, 424D, 426B, 426C, 428B, 428C, 428D, 428E, 428F, 430D, 430E, 430F, 432D, 432E, 432F, 434E, 434F, 436C, 438B, 438C, 438D, 442D, 442E, 444E
9T3165	CYLINDER GP-TILT	420D, 420E, 430D, 430E, 446, 446B, 446D, 450E
9T4007	CYLINDER GP-CARRIAGE	303, 303.5C, 303.5D, 303.5E, 303C CR, 303E CR, 304C CR, 304D CR, 304E, 305.5D, 305.5E, 305C CR, 305D CR, 305E, 414E, 416B, 416C, 416D, 416E, 416F, 420D, 420E, 420F, 422E, 422F, 424D, 426, 426C, 428
9V6342	HITCH GP-ARTICULATED	916, 926, IT18B, IT28
9W0330	GUARD GP-RADIATOR	D10R, D10T, D10T2, D11T, D9N, D9R, D9T
9W1677	BULLDOZER BRACE	D7E, D7H, D7R, D7R II, D7R XR
418-46-13320	HINGE PIN (KOMATSU®)	WA200, WA250, WA250L, WA250PT, WA250PTL, WA250PZ, WA270, WA270PT



SLEEVES

Part No.	Application	Equipment Model
1450804	C-FRAME GP-POWER ANGLING	D6M, D6N
1502511	HOUSING GP-ECCENTRIC WEIGHT	CP-433E, CP-533E, CP-54B, CP-56, CP-573E, CP-64, CP-663E, CP-68B, CP-74B, CP-76, CS-423E, CS-531C, CS-531D, CS-533C, CS-533D, CS-533E, CS-54, CS-54B, CS-56, CS-563C, CS-563D, CS-563E, CS-56B, CS-573C
1857221	BUCKET AS-GENERAL PURPOSE	980G, 980G II, 980H, 980K, 980M, PW2503/7, SW2003/6, SW2109
1M6415	GENERAL	
1P0558	TRANSMISSION CASE AND COVERS GROUP	572G, D7G, D7G2
1P5411	COOLER GP-HYD & STEERING OIL	14H, 225, 227, 322C, 322C FM, 325C, 325C FM, 330C, 330C FM, 330C L, 330C MH, 330D, 330D FM, 330D L, 330D LN, 330D MH, 336D, 336D L, 336D LN, 336D2, 336D2 L, 340D L, 340D2 L, 345B II, 345B L, 508, 528
1S1768	HOUSING GP-FLYWHEEL	1673C, 3304, 3304B, 3306, 3306B, 3306C, 350, 815, 963, 966C, 966R, 973, 980B, D5, D6C, R1300, R1300G
1S2269	IDLER GP-FRONT	583K, D8H, D8K
1T0015	TORQUE CONVERTER	518, 518C, 920, 930, 941, 950, 966C, D4D, D4E
1T0285	TORQUE CONVERTER GROUP	16, 651, 657, 666, 768B, 769, 772, 773
1T0316	TORQUE CONVERTER GROUP	16, 651, 657, 666, 768B, 769, 772, 773
1W8407	CYLINDER BLOCK GP	120H, 120H ES, 120H NA, 120K, 120K 2, 12H, 12K, 12M, 12M 2, 12M 3, 12M 3 AWD, 135H, 135H NA, 140G, 140K, 140K 2, 140M, 140M 2, 140M 3, 140M 3 AWD, 160K, 160M, 160M 2, 160M 3, 160M 3 AWD, 205B, 211B
2D4134	FRONT WHEEL GROUP	120, 120B, 12E, 140, 140B
2D6377	CENTERSHIFT GROUP	120, 120B, 12E, 140, 140B
2F5867	TRANSMISSION	120B, 12E, 12F, 140, 140B, 14E
2M0398	FRONT IDLER GROUP	571G, 572G, D7F, D7G, D7G2
2P3847	MARINE SOCIETY SPARE PARTS KIT	641B, 772, 777, 992, D10, D346, D348, D349
3B6692	FRONT AXLE	120B, 12E, 140, 140B

SLEEVES (CONT.)

Part No.	Application	Equipment Model
3T7920	FRAME GP-TELESCOPING RECOIL	D8L, D9N, D9R
4D2148	PARKING BRAKE GROUP	120, 120B, 140B, 14E
4N4539	SUPPORT GP-ENGINE & TRANSMISSION	215, 215B, 215C, 215D, 225, 225D, 227, 229, 229D, 231D, 235, 235C, 235D, 245, 245B, 508, 572G, 613B, 613C, 910, 916, 931B, 933, 935B, 939, 941, 950, 951B, 955L, D3, D3B, D3C III, D4C III, D4E, D5C, D5
4P1665	TURBOCHARGER GP	212, 3054, 416B, 416C, 426B, 426C, 428, 428B, 428C, 436C, 438B, 438C, AP-800C, BG-225B, CB-534B, CB-534C, CB-535B, CP-433C, CS-431B, CS-431C, PS-200B, PS-300B, TH103, TH62, TH63, TH82, TH83
4S8706	PLANETARY GP	518, 528, 920, 930, 941, 951B, D4D
4W5718	LINES GP-FUEL INJECTION	3408, 3412, 637D, 651E, 657E, 773B, 834B, 988B, 992C, D8L, D9L
5D0433	CENTERSHIFT MECHANISM	120, 120B, 12E, 140, 140B, 14E
5D6123	DRIVE SHAFT	621, 621B, 623B, 627B
5M7297	CLUTCH GP-STEERING	D6C, D6D, D6E, D6E SR, D6F SR, D6G, D6G SR, D6G2 LGP, D6G2 XL
5M7966	TORQUE DIVIDER	594H, D8H, D8K, D9G, D9H
5S3828	MAGNETO DRIVE GROUP	1673C, 3304, 3306, 518, 941, 950, 951B, 966C, D4D, D5, D6C, D7F, D8K, G3306
5V1639	FRONT IDLER GROUP	955L
6N3314	GENERAL	
6P0856	WHEEL GP-FINAL DRIVE & BRAKE	120G, 14H, 14H NA, 16H, 16H NA, 784B, 784C, 785B, 785C, 785D, 789B, 789C, 789D, 793B, 793C, 793D, 793F, 793F CMD, 793F-XQ, 795F AC, 795F XQ
6P6696	STEERING CLUTCH GROUP	D5B, D5E
6T7863	CLUTCH GP-STEERING	578, 589, D10N, D11N, D11R, D8L, D8N, D8R, D8R II, D9L, D9N, D9R, D9T
6V8145	AXLE GP-FRONT	416, 416B, 416C, 416D, 420D, 424B, 424B HD, 424D, 426B, 426C, 428, 428B, 428C, 430D, 436C, 446, 446B, 446D
6Y2525	MOUNTING GP-CAB	910G, 914G, 918F, 924F, 924G, 924GZ, 924H, 924HZ, 928G, 928H, 928HZ, 930G, 938F, 950F, 950F II, 960F, CW-34, IT14G, IT14G2, IT18F, IT24F, IT28F, IT38F
6Y4385	BLADE GP-ANGLING	517, 527, D4H, D4H XL, D4HTSK II, D4HTSK III, D5H, D5H XL, D5HTSK II
7F3606	TRANSMISSION GP-DIRECT DRIVE	583H, D6C, D6D, D6D SR, D6E SR, D6F SR, D6G SR, D7F, D7G, D9E
7M8515	THREE SPEED PLANETARY TRANSMISSION	16, 651, 657, 666, 768B, 769, 772, 773
7N5656	MOUNTING GP-FUEL TANK	3512C, 615, 789D, 793C, 793D, 793F, 793F AC, 793F CMD, 793F-XQ, 797, 797B, 797F, 814F, 815B, 815F, 816B, 816F, 926, 943, 950B, 953, 963, 966D, 966F, 966F II, 966G, 970F, 972G, 973, 977L, D4E
7T3018	SHAFT GP-OUTPUT	414E, 416, 416B, 416C, 416D, 416E, 416F, 420D, 420E, 420F, 422E, 422F, 424B, 424B HD, 424D, 426, 426B, 426C, 428, 428B, 428C, 428D, 428E, 428F, 430D, 430E, 430F, 432D, 432E, 432F, 434E, 434F, 436, 436
7T3192	TRANSMISSION GP-DIRECT DRIVE	416, 416B, 426B, 428, 428B, 436
7T4145	MOUNTING GP-ROLLER FRAME	D10N, D10R, D10T, D10T2, D9L, D9R, D9T
7W3872	COVER GP-CYLINDER BLOCK	120H, 120H ES, 120H NA, 120K, 120K 2, 12K, 12M, 135H, 135H NA, 140G, 140K, 140K 2, 140M, 160K, 205B, 214B, 224B, 30/30, 3114, 3116, 3126, 3126B, 3126E, 3196, 320 L, 320B, 322B L, 322B LN, 322C, 322C F
7W7590	DRIVE GP-FAN	3508, 3508B, 3508C, 3512, 3512B, 3512C, 3516, 3516B, 3516C, 784B, 784C, 785, 785B, 785C, 785D, 789B, 789C, 789D, 793, 793B, 793C, 994, 994D, 994F, 994H, AD45B, AD55, G3406, G3508, G3512, G3516, G3516B
8M6191	IDLER GP-FRONT	215B, 225, 227, 229, 977K, D6C, D6D, D6E, D6E SR, D6G, D6G SR, D6G2 LGP, D6G2 XL, FB221
8N2641	PUMP GP-FUEL TRANSFER	120G, 12G, 12H, 12H ES, 12H NA, 130G, 140G, 140H, 140H ES, 140H NA, 143H, 14G, 14H NA, 160G, 160H, 160H ES, 160H NA, 163H NA, 16G, 16H NA, 235, 235B, 245, 330, 330 L, 3304, 3304B, 3306, 3306B, 3306C
8P9499	FRAME GP-TELESCOPING RECOIL	D9L
8S5138	SEAL GP-CRANKSHAFT	777, D346, D348, D349
9G9078	PIVOT BAR GP	D6H
9P7380	TRACK ADJUSTER & RECOIL GP	578, 583R, 583T, 587R, 587T, D8L, D9N, D9R, D9T, PL83, PL87
9W6582	MOUNTING GP-VIBRATION ISOLATOR	1090, 1190, 1190T, 120H, 120H ES, 120H NA, 120K, 120K 2, 120M, 120M 2, 1290T, 12H, 12H ES, 12H NA, 12K, 12M, 12M 2, 12M 3, 12M 3 AWD, 135H, 135H NA, 1390, 140H, 140H ES, 140H NA, 140K, 140K 2, 140M, 120H, 120H ES, 120H NA, 120K, 120K 2, 12H, 12H ES, 12H NA, 12K, 135H, 135H NA, 140H, 140H ES, 140H NA, 140K, 140K 2, 143H, 160H, 160H ES, 160H NA, 160K, 163H, 163H NA, 245, 24H, 24M, 5110B, 5130, 5130
9W7385	MOUNTING GP-RADIATOR	16M, 30/30, 3116, 3176, 414E, 416C, 416D, 416E, 416F, 420D, 420E, 420F, 422E, 422F, 424D, 426C, 428C, 428D, 428E, 428F, 430D, 430E, 430F, 432D, 432E, 432F, 434E, 434F, 436C, 438C, 438D, 442E
9W9953	MOUNTING GP-CEM	

Part numbers are used for reference purposes only.

Costex Tractor Parts Copyright © 2023. All rights reserved.



# SPHERICAL BEARINGS I



Part No.	Description	Application
1069036	TRUNNION GP-BULLDOZER	854G, 854K, D11N, D11R
1078126	HITCH GP-OSCILLATING	735, 740, AD55B, AD60, D5M, D5N, D5R LGP, D6M, D6N, D6N LGP
1168052	TRUNNION GP-BULLDOZER	D9R, D9T
1173006	CYLINDER GP-DUAL TILT	D10N, D10R, D10T, D10T2
1174013	EQUALIZER BAR GP	D7E, D7E LGP, D8N, D8R, D8R II, D8T, D9R
1183134	CYLINDER GP-BLADE	550, 550B, 560B, 570, 570B, 580, 580B, M315D, M316C, M316D, M318, M318C, M318C MH, M318D, M318D MH, M320, M322C, M322D, M322D MH
1342733	BLADE GP-ANGLING	D6M, D6N
1346261	DRIVE GP-FINAL	D6E, D6F SR, D6G, D6G SR, D6G2 LGP, D6G2 XL
1362940	DRIVE GP-SWING	1090, 1190, 1190T, 1290T, 1390, 2290, 2390, 2391, 2491, 2590, 322C, 322C FM, 324D, 324D FM, 324D FM LL, 324D L, 324D LN, 324E, 324E L, 324E LN, 325C, 325C FM, 325D, 325D FM, 325D FM LL, 325D L, 325D M
1388175	ROTATING GP-PUMP	246C, 256C, 262C, 262C2, 272C, 277C, 277C2, 279C, 279C2, 2864C, 287C, 287C2, 289C, 289C2, 297C, 299C, 330D L, 336D L, 336D2 L, 5110B, 586C, 621H, 621K, 623H, 623K, 623K LRC, 627H, 627K, 627K LRC, 824C
1401185	BLADE GP-ANGLING	D5M
1485563	FRAME GP-CENTER SUSPENSION	725, 725C, 730, 730C, D250E II, D300E II
1527554	CYLINDER GP-TILT	854G, 854K, D11N, D11R, D11T
1553537	FRAME GP-CENTER SUSPENSION	1190T, 1290T, 2391, 2491, 522, 522B, 532, 552, 552 2, 725C, 730C, 735, 735B, 740, 740B, D350E II, D400E II, TK722, TK732, TK752
1587749	FRAME GP-CENTER SUSPENSION	725, 730, D250E II, D300E II
1600305	CYLINDER GP-ANGLING	D5M, D5N, D6K, D6K LGP, D6K XL, D6M, D6N
1649309	HOUSING GP-BEARING	730, 730C, 735, 735B, 740, 740B, D400E II
1724311	TORQUE CONVERTER GP	725, 725C, 730, 735, AD30, C9, TH31-E61, TH35-C11I, TH35-C13I, TH35-C13T, TH35-C15I, TH35-C15T, TH35-E81
1750035	PUSH ARM GP	D11R, D11T
1888697	SUSPENSION GP-REAR	789B, 789C, 789D, 793B, 793C, 793D, 793F, 793F AC, 793F CMD
1975943	TRUNNION GP-BULLDOZER	D11R, D11T
1976439	BLADE GP-ANGLING	D5M, D5N, D6K, D6K LGP, D6K XL
1976440	BLADE GP-ANGLING	D6M, D6N
2159572	HOUSING GP-REAR AXLE	769C, 769D, 771C, 771D
2368152	HITCH GP-ARTICULATING	906H, 906H2, 907H, 907H2, 908H, 908H2, 910K, 914G, 914K, IT14G, IT14G2
2374156	CYLINDER GP-HOIST	770, 772, 773B, 773D, 773E, 773F, 773G, 773G LRC, 775B, 775D, 775E, 775F, 775G, 775G LRC, AD30, AD45, AD55, AD55B, AD60, HF201B
2374860	CYLINDER GP-ANGLING	D5R LGP, D6K2, D6K2 LGP, D6N, D6N LGP, D6R III, D6T, D6T LGP, D6T LGPPAT, D6T XL
2945579	HITCH GP-ARTICULATING	906H, 906H2, 907H, 907H2, 908H, 908H2
2964292	SHAFT GP-DRIVE	950G, 950H, 950K, 962H, 962K, 966M, 966M XE, 972M, 972M XE, IT62H
2993203	LINK GP -REAR SUSPENSION	793F, 793F AC, 793F CMD
3016946	FRAME GP-FRONT SUSPENSION	735, 735B, 740, 740B
3173911	CYLINDER & MTG GP-HOIST	770, 772, 773E, 773F, 773G, 773G LRC, 775F, 775G, 775G LRC, AD55, AD55B, AD60
3321648	HITCH GP-OSCILLATING	735, 735B, 740, 740B
3410966	FRAME GP-FRONT SUSPENSION	735, 740
3648483	CYLINDER GP-HYDRAULIC	950H, 950K, 962H, 962K, 966K, 966M, 966M XE, 972K, 972M, 972M XE, IT62H
3648484	CYLINDER GP-STEERING	980K, 980K HLG, 980M, 982M
3807673	BAR AS-EQUALIZER	D9R, D9T
3807674	BAR AS-EQUALIZER	D9R, D9T
3807675	BAR AS-EQUALIZER	D10N, D10R, D10T, D10T2
3807677	BAR AS-EQUALIZER	D11R, D11T

## SPHERICAL BEARINGS (CONT.)

Part No.	Description	Application
4450280	HITCH GP-OSCILLATING	907H, 907H2, 907K, 907M, 908H, 908H2, 908K, 908M
4803493	CYLINDER GP-STEERING	906H, 906H2, 906K, 907H, 907H2, 907K, 907M, 908H, 908H2, 908K, 908M
0357869	CYLINDER GP-HYDRAULIC	CB-434B, CB-434C, CB-534B, CB-534C, CB-535B, CB-544, CB-545, CB-634, CB-634C, CB-634D, CP-433C, CP-563, CS-431C, CS-433C, CS-531, CS-533, CS-583, CW-14, PF-290B, PM-465, PS-150B, PS-150C, PS-200B
0058639	CYLINDER GP-STEERING	10B, 120G, 120H, 120H ES, 120H NA, 120K, 120K 2, 12G, 12H, 12H ES, 12H NA, 12K, 130G, 135H, 135H NA, 140G, 140H, 140H ES, 140H NA, 140K, 140K 2, 143H, 160G, 160H, 160H ES, 160H NA, 160K.
0665815	CYLINDER GP-HOIST	345C L, 515, 525, 725, 725C, 730, 730C, 735, 735B, 740, 740B, 980G II, 980H, AD30, D250E II, D300E II, D350E II, D400E II
1U2729	CYLINDER GP-TILT	D9L
1U3988	BOOM CYLINDER GROUP	235
2D8652	CYLINDER GP-BLADE TIP	1090, 1190, 1190T, 120G, 120H, 120H ES, 120H NA, 120K, 120K 2, 120M, 120M 2, 1290T, 12G, 12H, 12H ES, 12H NA, 12K, 12M, 12M 2, 12M 3, 12M 3 AWD, 130G, 135H, 135H NA, 140G, 140H, 140H ES, 140H NA, 140K
2L4444	ROTOR GP-GENERATOR	3508, 3508B, 3512, 3512B, 3516, 3516B, D379, D398, D398A, G3512, G3516, G3516B, G3520C, G398, G399, PM3516, SR4, SR4B
3G3320	CYLINDER GP-STEERING	824C, 826C
3G3521	SUSPENSION GP-REAR	235, 235B, 235C, 245, 245B, 784B, 785
3G5337	BRACE GP-BULLDOZER	10S, D10, D11N
3S4646	TAMPING COMPACTOR CLEANER BAR GP	824B, 834
3T1378	BAR GP-EQUALIZER	D10N, D9L
3W8357	BULLDOZER GP	973, 973C, 973D
3W8570	BAR GP-EQUALIZER	963, 963B, 963C, 963D
4D0298	HITCH GP-TRUCK	120H, 12H NA, 140H NA, 14G, 14H, 14H NA, 14M, 16G, 16H, 16H NA, 16M, 216, 232B, 242B, 242B3, 242D, 247, 247B, 257B, 257B3, 257D, 259B3, 259D, 3P, 3S, 621H, 621K, 627B, 627E, 627F, 627G, 627H, 627K
4D2619	FUEL SYSTEM	120G, 12G, 130G, 140G, 14G, 16, 160G, 16G, 225, 3160, 561D, 571G, 572G, 611, 613, 613B, 613C, 613C II, 615, 615C, 621, 621B, 621R, 623, 627, 627B, 631C, 633C, 633D, 637, 637D, 641, 641B, 651, 651E
4D4431	CYLINDER GP-HYDRAULIC	12H, 12H NA, 140H, 140H NA, 236, 236B, 24H, 24M, 252B, 252B3, 262C, 262C2, 262D, 267B, 268B, 272C, 272D, 272D XHP, 287, 287C, 287C2, 287D, 289C, 289C2, 289D, 297C, 299C, 299D, 299D XHP, 30/30, 315C
4T1684	CYLINDER GP-STEERING	225D, 229, 229D, 231D, 235, 235B, 235C, 235D, 245, 245B, 245D, 578, 994, 994D, 994F, 994H
4V2057	CYLINDER & MTG GP-STEERING	2864C, 574, 586C, 824G II, 825C, 825G, 825G II, 825H, 826C, 826G, 826G II, 826H, 980G, 980G II, 980H, AS2252C, AS2302, AS2302C, CB-434D, CB-534C, CB-534D, CB-54, CB-564D, CB-64, CP-433E, CP-44, CP-533
5J1446	CYLINDER GP-STEERING	245, 245B, 24H, 24M, 345B II, 345B L, 345C L, 621, 637, 824G, 824G II, 824H, 824K, 825G, 825G II, 825H, 825K, 826G, 826G II, 826H, 826K, 980G, 980G II, 980H, 980K, 980K HLG, 980M, 982M, 986H
5J6424	FRAME GP-MAIN	2384C, 2484C, 559C, 579C, 641B, 657, 657B, 657E, 657G, CP-563, CS-531, CS-531C, CS-533, CS-533C, CS-563C, CS-573, CS-573C, CS-583, CS-583C
5J9451	MOUNTING GP-SUSPENSION	633D, 639D, 651E, 657B, 657E, 657G, 666, 770, 772, 773G, 773G LRC, 775G, 775G LRC, 776C, 776D, 777, 777B, 777D, 777F, 777G, 784B, 784C, 785, 785B, 785C, 785D
5K2294	FILTER GP-ENGINE OIL	3606, 3608, 3612, 3616, 508, 515, 518, 518C, 525, 525B, 525C, 528, 528B, 530B, 535B, 535C, 545, 545C, 594H, 621, 623, 627, 633C, 641B, 768C, 769C, 769D, 771C, 771D, 772B, 773B, 773D, 775B, 775D, 776
5P7212	CONTROL GP-TRANSMISSION	910, D10R, D8R, SE60 V XW
5P7802	HITCH GP-OSCILLATING	578, 589, 725, 725C, 730, 730C, D25C, D25D, D30C, D350C, D350E, D350E II, D35C, D35HP, D400, D400E II, D40D
5P9962	CYLINDER & MTG GP-HOPPER	621, 621B, 621E, 621F, 621G, 621H, 623E, 623F, 623G, 623H, 627E, 627F, 627G, 627H, 631C, 631E, 631G, 633E II, 637D, 637E, 637G, 639D, 641B, 651E, 657E, 657G
6I8531	SHAFT GP-DRIVE	533, 543, 924F, 924G, 924GZ, 924H, 924HZ, 924K, 928F, 928G, 928H, 928HZ, 930G, 930K, 938F, 938G, 938G II, 938H, 938K, HA770, HA771, HA870, HA871, IT18F, IT24F, IT28F, IT28G, IT38F, IT38G, IT38G II
6J1144	AXLE GP-REAR	69D, 768C, 769, 769C, 769D, 770, 771C, 771D, 772, 773, 773B, 773D, 773E, 773F, 773G, 773G LRC, 775B, 775D, 775E, 775F, 775G, 775G LRC, AD40, AD45, AD45B, AD55, AD55B, AD60, AE40
6J5383	PUSH ARM GP	7A, 7S, D5H XL, D5R LGP, D6H, D6H II, D6H XL, D6H XR, D6M, D6N, D6N LGP, D6R, D6R II, D6R III, D6R STD, D6T, D6T LGP, D6T XL, D7E, D7E LGP, D7G, D7G2
6S3976	FRAME GP-REAR	910, 910E, 910G, IT12B, IT14B, IT14F
6V0444	SUPPORT GP-AXLE HOUSING	776C, 776D, 777B, 777D, 777F, 777G, 784B, 784C, 785, 785B, 785C, 785D, 789, 789B, 789C, 789D, 793, 793B
6V3249	CYLINDER GP-HOIST	517, 525, 525B, 527, 785, 785B, 785C, 785D, 789, 789B, 789C, 789D, 793, 793B, 793C, 793D, 793F, 793F AC, 793F CMD, 793F-XQ, D11N, D11R, D11T, D35C, D35HP, D44B, D550B

Part numbers are used for reference purposes only.

Costex Tractor Parts Copyright © 2023. All rights reserved.

SPHERICAL BEARINGS (CONT.)

Part No.	Description	Application
6V3340	CYLINDER GP-TILT	844, 844H, D8L, D8N, D8R, D8R II, D9N, D9R
6V5002	FRAME GP-REAR	525, 525B, 525C, 525D, 535B, 535C, 535D, 545, 545C, 545D, 555D, 611, 615, 615C, 65E, 725, 725C, 730, 730C, 735, 735B, 740, 740B, 75E, 85E, 950G, 95E, 962G, 966G, 966G II, 966H, 972G, 972G II, 972H
6V5003	CYLINDER GP-SUSPENSION	525, 525B, 525C, 525D, 535B, 535C, 535D, 545, 545C, 545D, 555D, 611, 615, 615C, 725, 725C, 730, 730C, 735, 740, CB-614, D250B, D250E, D250E II, D25C, D25D, D300B, D300D, D300E, D300E II, D30C, D350C
6V8105	CYLINDER GP-ANGLING	D3B, D3C III, D4C III, D5C III
6Y2745	CONTROL GP-HYDRAULIC HAND	416B, 426B, 426C, 428B, 436B, 438B, 931B, 931C, 931C II, 933, 939, D3B, D3C, D3C II, D3C III, D4C, D4C III, D5C, D5C III
6Y4457	FRAME GP-FRONT SUSPENSION	725, 725C, 730, 730C, 834G, 834H, D25D, D30C
6Y9379	CYLINDER GP-HOIST	793, 793B, 793C, 793D, 793F, 793F AC, 793F CMD
6Y9380	CYLINDER GP-HOIST	793, 793B, 793C, 793D, 793F, 793F AC, 793F CMD
7J1309	HITCH GP-ARTICULATING	2470C, 2570C, 2670C, 2864C, 30/30, 320C, 320D FM, 517, 527, 553C, 563C, 573C, 586C, 611, 613, 615, 615C, 627, 637, 637D, 637E, 637G, 772, 773, 773B, 773D, 775B, 775D, 776, 834G, 834H, 834K, 836G, 836H
7J3297	HOUSING GP-REAR AXLE	772, 772B, 773, 773B, 773D, 773E, 773F, 773G, 773G LRC, 775B, 775D, 775E, 775F, 775G, 775G LRC, 776, 776C, 776D, 777, 777B, 777D, 777F, 777G, 844, 844H, 844K, D8R, D8R II, D8T, D9R
7J4982	APRON GP	621B, 621H, 621K, 627B, 627H, 627K, 627K LRC, 631B, 631D, 637B, 641B, 651, 651B, 657, 657B, 666, TS180
7T9147	BRACE GP-BULLDOZER	D8N, D8R, D8R II, D8T
7T9586	C-FRAME GP	D6H, D6H XL, D6H XR, D6R, D6R II
7U9291	FRAME GP-CENTER SUSPENSION	D250E, D250E II, D300D, D300E II
8E2058	CYLINDER GP-STICK	235C, 235D
8F3225	HUB GP-SHAFT	561B, 977D
8G0890	FRONT IDLER GROUP	973
8G4189	BLADE GP-LEVELING	527, 65, 65C, 65E, 75, 75C, 75D, 75E, 85C, 85D, 85E, 943, 95E, CP-433C, CP-433E, CP-44, CP-56, CP-563, CP-573E, CP-64, CP-68B, CP-74B, CS-323C, CS-433C, CS-433E, CS-44, CS-533, CS-533C, CS-533D, CS-56
8G4259	FRONT IDLER GROUP	963
8G4371	CYLINDER GP-STABILIZER	770G, 772G, 953, AD45B, CP-433B, M318, M318C, M318C MH, M318D MH, M320, M322C, M322D, M322D MH, M325C MH, M325D MH
8J3783	LINK GP	235, 235C, 245, 784B, 784C, 785, 785B, 785C, 785D, 789, 789B, 789C, 789D, 793, 793B, 793C, 793D
8J4382	SUSPENSION GP-REAR	235C, 245, 245B, 245D, 789
8J4411	CYLINDER GP-STICK	215, 215B, 215C, 215D, 225, 225D, 227, 229, 229D, 235, 235C
8J4585	CYLINDER GP-BOOM	225, 227, 229, 229D, 231D, 235, 235B, 235C
8J6861	CYLINDER GP-BOOM	215, 215B, 215C, 215D, 633E
8J7978	STABILIZER GP-BULLDOZER	814, 814F, 814K
8J8906	SUSPENSION GP-REAR	776, 776C, 776D, 777, 777D, 777F, 777G
8T0333	BULLDOZER AR-PWR ANGLE & TILT	527, 908, D5R LGR, D6K2, D6K2 LGR, D6N, D6N LGR, D6R III, D6T, D6T LGR, D6T LGPPAT, D6T XL, GSH15, GSH15-60, GSH22B, GSH9, GSH9B, M313C, M315C, M318C, M318C MH, M318D MH, M322C, M322D MH, M325C MH
9C3848	HITCH GP-ARTICULATING	914G, 918F, 924F, IT14G, IT18F, IT24F
9D2319	CYLINDER & MTG GP-HOIST	776C, 777, 777B, 777D, 777F, 777G
9J3206	ARM GP-GRAPPLE	2470C, 2570C, 2670C, 2864C, 517, 525, 525B, 527, 533, 543, 553C, 563C, 573C, 583R, 583T, 584, 586C, 587R, 587T, 613, 613B, 613C, 613C II, 613G, BR624, D250B, D250D, D250E, D250E II, D300B, D300D, D300
9J7964	CYLINDER GP-TILT	330B L, 330C, 330C L, 330D L, 336D L, 336E HVG, 365B, 365C L, 385B, 385C L, 5080, 517, 527, 825C, 825G, 825G II, 825H, D4H, D4H XL, D4HTSK II, D4HTSK III, D5H, D5H XL, D5HTSK II, D5R LGR, D6M
9M1328	CYLINDER GP-HYDRAULIC	120K, 120K 2, 120M, 12K, 12M, 12M 3, 12M 3 AWD, 140K, 140K 2, 140M, 140M 3, 140M 3 AWD, 16, 160K, 160M, 160M 3, 160M 3 AWD, 2470C, 2570C, 259B3, 259D, 2670C, 2864C, 30/30, 320C, 320D FM, 517, 525C
9M3914	FILTER GP-FUEL	3606, 3608, 621B, 621R, 627B, 631C, 633C, 637D, 637E, 641, 641B, 651, 651E, 657E, 768B, 769, 772, AP-600D, AP-655D, AP1000E, AP1055E, AP555E, BG1000E, BG1055E, BG500E, BG600D, BG655D, PM-565

SPHERICAL BEARINGS (CONT.)

Part No.	Description	Application
9U8693	DRIVE GP-SWING	330, 330 FM L, 330 L, 330B, 330B L, 330C, 330C FM, 330C L, 330C MH, 330D, 330D FM, 330D L, 330D LN, 330D MH, 336D, 336D L, 336D LN, 336D2, 336D2 L, 336E, 336E H, 336E HVG, 336E L, 336E LH, 336E LN
9U9558	SUSPENSION GP-REAR	784B, 784C, 785, 785B, 785C, 785D
9W1677	BULLDOZER BRACE	D7E, D7H, D7R, D7R II, D7R XR
9W9400	CYLINDER GP-BOOM	225D, 229



SPHERICAL BEARING RACES

Part No.	Description	Application
2115383	CYLINDER GP-ANGLING	D6R, D6R II
2493505	CYLINDER & MTG GP-STEERING	120M, 120M 2, 12M, 12M 2, 12M 3, 12M 3 AWD, 140M, 140M 2, 140M 3, 140M 3 AWD, 14M, 160M, 160M 2, 160M 3, 160M 3 AWD, 16M
2749256	LINK GP-STEERING	24H, 24M, 770, 772, 773D, 773E, 773F, 775E, 776C, 776D, 777D, 777F, PM-201, PM-565, PM-565B
3T1377	BAR GP-EQUALIZER	D10N, D9L
7D3182	CYLINDER & MTG GP-HOIST	773, 773B, 773D, 773E, 773F, 775B, 775D, 775E, 775F, AD40, AD45
9J6070	TRUNNION GP-BULLDOZER	D10N, D10R, D9L



SPHERICAL BEARINGS FOR KOMATSU®

Part No.	Description	Application
07137-04006	STEERING LINKAGE	BF60, D40A, D40AM, D40P, D40PF, D41A, D41E, D41E6T, D41P, D41PF, D60A, D60E, D60P, D60PL, D65A, D65E, D65P, HD325, HD405, HD465, HD605
07137-04507	STEERING AND HOIST HYDRAULIC PIPING	D41E, D41E6T, D41P, D41PF, D50A, D53A, D53P, D58E, D58P, D61E, D61EX, D61PX, D68ESS, D80A, D80E, D80P, D85A, D85E, D85P, HD465, HD605
07137-05008	DOZER BLADE ANGLE CYLINDER	D65EX, D65PX, D65WX, HD785
07137-05509	FRONT AXLE, LEVER	D355A, D50A, D53A, D53P, D58E, D58P, HD460, HD465, HD605
07137-06010	FRONT AXLE, LEVER	HD1500, HD785
134-50-62150	SUSPENSION	D61E, D61EX, D61EXI, D61P, D61PX, D61PXI, D63E, D68ESS
17A-50-12310	EQUALIZER BAR	D155A, D155AX
17M-50-41161	EQUALIZER BAR AND PIVOT SHAFT	D275A, D275AX
195-50-41161	EQUALIZER BAR AND PIVOT SHAFT	D375A
195-71-51263	DOZER BLADE TILT CYLINDER	D375A, WD600
419-46-11281	HINGE PIN	532, WA300, WA300L, WA320, WA320L, WA320PT, WA320PZ
566-50-11461	SUSPENSION CYLINDER	HD325, HD405, HM250, HM300, HM350, HM400
566-52-41920	FRONT AXLE, ARM LEVER	HD325, HD405, HD465, HD605
581-50-21450	MAIN FRAME, AXLE SUPPORT	AFP49, HD1200, HD1500
707-46-14010	BOOM CYLINDER	PC1000, PC1000SE, PC1000SP, PC1100, PC1100SE, PC1100SP, PC1250, PC1250SE, PC1250SP, PC1600, PC800, PC800SE, PC850SE
707-46-18050	BOOM CYLINDER	PC2000

Part numbers are used for reference purposes only.

Costex Tractor Parts Copyright © 2023. All rights reserved.



# TAPERED BEARINGS

Tapered roller bearings are precision engineered to accommodate both rotation and axial load, even in the most demanding environments. Tapered roller bearings offer high durability and excellent performance under load.



Cone	Cup	Application
0009262	8B6511	16M
0037501	6V2200	416C, 416D, 420D, 424D, 426C, 428C, 428D, 430D, 432D, 436C, 438C, 438D, 442D, 508, 515, 517, 518, 525, 525B, 525C, 527, 535B, 535C, 545, 545C, 931B, D4HTSK II, D4HTSK III, D5C, D5HTSK II
0638034	9D3241	120G, 120H, 120H ES, 120H NA, 120K, 120K 2, 135H, 135H NA, D6H, D7H
1069822	9W7094	776C
1069823	5P1949	776C, 776D, 777D
1091779	1P6872	416C, 416D, 420D, 420E, 426C, 430D, 430E, 432D, 436C, 442D, 450E, 769D, 770, 770G, 771D, 772, 772G, 773D, 773E, 773F, 773G, 773G LRC, 775D, 775E, 775F, 775G
1119033	1B3909	953C, 963C, 973D
1162024	1P9594	834B, 836, 986H, 988F II
1194137	1194140	D11R, D11T
1200293	1200295	776D, 777D
1260588	3D9133	D10N, D10R, D10T, D10T2, D7E, D7E LGR, D9R, D9T
1265859	1265860	844, 844H, 844K, 854G, 854K, 990 II, 990H, 990K, 992G, 992K
1326596	1193388, 1191084	2470C, 2570C, 2670C, 2864C, 525B, 525C, 525D, 533, 535B, 535C, 535D, 543, 545, 545C, 545D, 553C, 555D, 563C, 573C, 586C, 814F, 814F II, 815F, 815F II, 816F, 816F II, HA770, HA771, HA870, HA871
1326597	1326598	16M, 589, 784B, 784C, 785B, 785C, 785D, 844, 844H, 844K, 854G, 854K, 966G, 966G II, 966H, 966K, 972G, 972G II, 972H, 972K, 990, 990 II, 990H, 990K, 992C, 992G, 992K, 993K, D10R, D10T, D9R, IT38G II
1417518	1417519	834B, 836, 986H, 988F II
1418891	1P2566	725, 725C, 730, 730C, 735, 735B, 740, 740B, D250E II, D300E II, D350E II, D400E II
1481546	5D6298	834G, 834H, 834K, 836G, 836H, 836K, 986H, 988G, 988H, 988K, AD55, AD55B, AD60
1564593	1B3978	D10R, D6H, D6H XL, D6R, D6R II, D6R III, D6T
1730593	1730594	D11R, D11T
1744503	1744504	785C
1745298	1744504	785C
1777886	0300060	621F, 621G, 621H, 621K, 623E, 623F, 623G, 623H, 623K, 623K LRC, 627F, 627G, 627H, 627K, 627K LRC, 631E, 631G, 633E II, 637E, 637G, 769C, 769D, 770, 771C, 771D, 772, 772G, 773B, 773D, 773E
1784640	1784641	824G, 824G II, 824H, 824K, 825G, 825G II, 825H, 825K, 826G, 826G II, 826H, 826K, 834B, 834G, 834H, 834K, 836, 836G, 836H, 836K, 980H, 980K, 980K HLG, 980M, 982M, 986H, 988F, 988F II, 988G, 988H, 988K
1788608	2S0480	416C, 416D, 420D, 424D, 426C, 428C, 428D, 430D, 432D, 436C, 438C, 438D, 442D, 450E, 450F, 902, 906, 906H, 906H2, 907H, 907H2, 908, 908H, 908H2, CP-433E, CP-44, CS-323C, CS-423E, CS-433E, CS-44, M312
2125024	1200295	776D, 777D, 777F, 777G
2125026	1744504	784B, 784C, 785B, 785C, 785D, 795F AC, 795F XQ, 797, 797B, 797F
2125027	1744504	784B, 784C, 785B, 785C, 785D, 793D, 793F, 793F AC, 793F CMD, 793F
2590608	4L7249	924H, 924HZ, 924K, 928HZ, 930K
1B3908	1B3909	25, 619, 797, 834G, 834H, 836G, 836H, 844K, 854K, 988G, 988H, 990K, 992K, 993K, D8T, D9T, PR-450C
1B3920	1B3918	RR-250
1B3950	1B3955	630A, 630B, 631B, 631D, 631E, 637, 637B, 637D, 637E, 641B, 651, 651B, 651E, 657, 657B, 657E, 666
1B3975	3B2263	518, 528, CX28
1B3990	7L3283	215, 225, 225D, 229, FB221
1B3993	1B3994	215, 225, 225D, 229, FB221

## TAPERED BEARINGS (CONT.)

Cone	Cup	Application
1B4008	1B4009	120B, 12E, 140B
1B4046	1B4038	120G, 120H, 120H ES, 120H NA, 120K, 120K 2, 120M, 120M 2, 12G, 12H, 12H ES, 12H NA, 12K, 12M, 12M 2, 12M 3, 12M 3 AWD, 130G, 135H, 135H NA, 140G, 140H, 140H ES, 140H NA, 140K, 140K 2, 140M, 140M 2
1B6572	1B6573	120B, 12E, 12F, 140, 594, 594H, D9G, D9H
1B6579	1B6578	69D, 768C, 769C, 769D, 771C, 771D
1H4203	2A4576	613, 613B, 814, 815, 824, 824B, 824K, 825B, 825K, 826K, 834, 950, 966C, 980K, 980K HLG, 980M, 982M, 986H, 988, 992
1K7737	4L7249	446, 446B, 446D, CS-663E, CS-683E
1K7992	1K7991	3304, D330A, D330B
1L7518	6B4370	35, 45, 545, 545C, 545D, 55, 555D, 69D, 768B, 768C, 769, 769C, 769D, 770, 770G, 771C, 771D, 772, 772G, 824G, 824G II, 824H, 824K, 825G, 825G II, 825H, 825K, 826G, 826G II, 826H
1L7519	4B-8394	518C, D4HTSK III, D5HTSK II
1M7912	1M7911	561C, 583T, 587R, 587T, 951B, 955C, 955H, 955K, 977D, D5, D6C, D8N, D8R, D8R II, D8T, PL83, PL87, PM-201, PM-465, PM-565B
1P2567	1P2566	627, 627B, 627E, 627F, 627G, 627H, 627K, 627K LRC, 637, 637B, 637D, 637E, 637G, 639D, CP-433B, CP-433C, CS-433C
1P2696	1P2697	12G, 130G, 140G, 160G, 225, 227, 229, 229D, 235, 235B, 235C, 235D, D250E, D250E II, D300E, D300E II, PM-201, PM-465, PM-565, PM-565B
1P3935	1P3934	14G, 14H, 14H NA, 14M, 215, 215B, 215C, 30/30, 515, 525, 525B, 525C, 528, 528B, 530B, 535B, 535C, 54, 545, 545C, 55, 572R, 572R II, 578, 583R, 583T, 587R, 587T, 613, 613B, 613C, 613C II, 613G, 615
1P5419	1P5420	225, 227, 229, 229D, 235, 235B, 235C, 235D, 245, 245B, 58, 594H, D10N, D10R, D8L, D9L, D9N
1P7835	1P7834	16G, 16H, 16H NA, 16M, 24H, 24M, 824C, 824H, 824K, 825H, 825K, 826C, 826H, 826K, 834B, 980C, 980F, 980F II, 980G, 980G II, 980H, 980K, 980K HLG, 980M, 982M, 988B, 988F II, 993K, AD40, AE40, D44B, D550
1P7895	1P7896	16G, 16H, 16H NA, 235, 235B, 235C, 235D, 245, 245B, 55, 621, 621B, 621E, 621F, 621G, 621H, 621K, 623B, 623E, 623F, 623G, 623H, 623K, 623K LRC, 627B, 627E, 627F, 627G, 627H, 627K, 627K LRC, 633D, D5B
1S3184	2D9454	120H, 120H ES, 120H NA, 120K, 120K 2, 135H, 135H NA, 657, 657B, 666, 966M, 966M XE, 972M, 972M XE, 992
2B3184	1B3931	120, 120B, 12E, 12F, 140B, 14E, D7G, D7G2
2B9174	2B9175	12M, 12M 2, 12M 3, 12M 3 AWD, 140M, 140M 2, 140M 3, 140M 3 AWD, 160M, 160M 2, 160M 3, 160M 3 AWD, 955C, D4D
2D6512	2D6511	630B, 631B, 631C, 633, 633C, 637, 637B, 834, 992
2D7691	6V3579	834, 834B, 836, 988F, 988F II, 992
2D8493	2D8496	621, 637, 637B, 824, 824B, 825C, 826C, 980, 980B, 988
2D9453	6B4370	24M, 545, 545C, 545D, 555D, 631C, 631E, 631G, 633C, 633E II, 637D, 637E, 637G, 639D, 65, 657, 657B, 657E, 657G, 65C, 65E, 666, 75, 75C, 75D, 75E, 769, 814F, 814F II, 85C, 85D, 85E, 95E, 966F, 966F II
2J6233	2J6232	128, 129, 16, 928F, 928G, 928H, 928HZ, 930G, IT18F, IT28F, IT28G
2J9120	3L9409	128, 129, 16, 518, 518C, 528, 528B, 530B, 973, D6H, D7H
2K5103	1J2860	528, 528B, 530B, 545, 545C, 545D, 555D, 589, 613, 613B, 613C, 7211, 7221, 814, 814F, 814F II, 815, 815F, 815F II, 816F, 816F II, 950, 966C, 966F, 966F II, 966R, 970F, 980F, 980F II, D10N, D8L, D9L
2K9295	2K9296, 3B4124	12F, 14E, 515, 518C, 525, 525B, 525C, 533, 583T, 613C, 613C II, 613G, 65, 65C, 735, 735B, 740, 740B, 75, 75C, 75D, 85C, 85D, 916, 928F, 928G, 928H, 928HZ, 930G, 936F, 938F, 938G, 938G II, CP-433C
2N2139	2N2138	120G, 120H, 120H ES, 120H NA, 120K, 120K 2, 135H, 135H NA, 215, 215B, 215C, 225, 227, 229, 229D, 231D, 235, 235B, 235C, 235D, 245, 245B, 3160, 3208, 992C, 992D, A26, CX28, D6H, D6H II, D6H XL, D6H XR
2N2189	2N2188	30/30, 735, 740, 784B, 785, 785B, 789, 789B, 793, 793B, D346, D348, D350E II, D400E II
2N3254	2N3253	16G, 16H, 16H NA, 215, 215B, 215C, 235D, 245, 245B, 245D, 515, 517, 525, 525B, 527, 535B, 545, 7155, 7271, 834H, 836H, 983B, 988H, 994, 994D, 994F, 994H, C9, CX31-C13I, CX31-C15I, CX31-C18I, CX31-C9I
2P1371	2P1370	225
2P1372	2P1370	225
2P1374	2P1373	215, 215B, 215C, 225, 227, 229, 229D, 235, 235B, 235C, 235D, 589, 65C, 65E, 7231, 7271, 75D, 75E, 824C, 844, 85D, 85E, 95E, 966M, 966M XE, 972M, 972M XE, 980F, 980F II, 990, 990 II, D10N, D8L, D9L
2P8101	2P8100	518, 528
2P8119	2P8120	3208, A13, A7, CW-14, PS-150B, PS-150C, PS-200B, RT100, RT50, T15, T9, TH103, TH63, TH82, TH83
2P8353	2D6511	824G, 824G II, 824H, 824K, 825G, 825G II, 825H, 825K, 826G, 826G II, 826H, 826K, 834B, 836, 980G, 980G II, 980H, 980K, 980K HLG, 980M, 982M, 988B, 988F, AD30, AD40, AD45, AD45B, AE40, AE40 II, R1700G
2P8482	1P2566	235, 235C, 245, 245B, CP-433B, CP-433C, CS-433C
2R0524	2R0525	330, 330 FM L, 330 L, 330C, 330D L, 330D MH, 345B, 345B II, 345B II MH, 345B L, 345C, 345C L, 345C MH, 345D, 345D L, 345D L VG, 349D, 349D L, 349E, 349E L, 349E L HVG, 349E L VG, 349F L, 350
2S6400	2S6401	571G, 572G, 983, 983B, D7F, D7G, D7G2, PM-565, PR-1000, PR-450, PR-450C

Part numbers are used for reference purposes only.

Costex Tractor Parts Copyright © 2023. All rights reserved.

TAPERED BEARINGS (CONT.)

Cone	Cup	Application
3B7389	3B5790	120B, 12E, 140B
3D0294	3D0295	631D, 633D, 637D, 639D, 641, 641B, 651, 769, R2900, R2900G, R3000H
3D1101	3D1100	35, 45, 55, 641, 651, 657, 666, 772, 772B, 773, 773B, 773D, 773E, 773F, 773G, 773G LRC, 775B, 775D, 775E, 775F, 775G, 775G LRC, AD55B, AD60
3D9058	3D9059	574, 824B, 988
3D9125	3D9126	14G, 14H, 14H NA, 16G, 16H, 16H NA, 225, 3116, 3126, 3126B, 3208, C7, RM-250C, RR-250B
3D9132	3D9133	1190, 1190T, 1290T, 1390, 2390, 2391, 2491, 2590, 325D FM, 325D FM LL, 330B L, 330C FM, 330C L, 330D FM, 330D L, 345C, 521, 521B, 522, 522B, 532, 541, 541 2, 551, 552, 552 2, 568 FM LL, 630B, 631B
3F7182	1B6573	16, 621, 623B, 824, 824B, 825C, 826C, 988, 994, 994D
3F7183	1B3934	814B, 814F, 814F II, 815B, 815F, 815F II, 816F, 816F II, 824K, 825K, 826K, 966D, 966F, 966F II, 966G, 966G II, 966H, 966K, 966M, 966M XE, 970F, 972G, 972G II, 972H, 972K, 972M, 972M XE
3K0650	3K0649	16, 988
3P1210	3K0649	225, 227, 229, 229D, 231D, 235, 245, 245D, 246D, 2470C, 2570C, 262D, 2670C, 272D, 277D, 279D, 2864C, 287D, 289D, 299D, 305.5E, 306E, 307E, 308E, 308E2 CR, 35, 416B, 426B, 428B, 45, 450F, 55, 553C, 563
3P6369	9W7096	D10, D11N, D11R
3P6371	3P6372	D10, D11N, D11R
3P8681	3P8680	215, 225, 225D, 229, 247, 247B, 8 FT, 8-16B, AP-1000B, AP-1055D, AP-600D, AP-655C, AP-655D, AP-800C, AP-800D, AS2251, AS2252C, AS2301, AS2302, AS2302C, AS3251C, AS3301C, AS4252C
4B5180	1B3909	120, 120B, 12E, 140, 140B
4B7255	6B3224	3114, 3116, 3126, 3126B, 3208, 3304, 3406, 3406B, 3406E, 3408, 3412, 3508, 3512, 3516, 583K, 633, 633D, 633E, 639D, 785, 824K, 825K, 826K, 916, 980K, 980K HLG, 980M, 982M, 983, 986H, 988B, CP-433C
4B7941	1B3931	12E
4B8395	4B8394	834, 992
4D3848	1B3931	120, 120B, 12E, 12F, 140B, 14E
4D3882	0067231	45, 55, AP-1000, AP-1000B, AP-1050, AP-1055D, AP-600D, AP-650B, AP-655D, AP-800, AP-800C, AP-800D, AP-900B, AP-1000E, BG-225B, BG-225C, BG-245C, BG-260D, BG1000E, BG500E, BG600D, BG655D
4D4324	4D4325	631E, 631G, 633E, 633E II, 637E, 637G, 641B, 650B, 651, 651B, 651E, 657, 657B, 657E, 657G, 666, 772, 772B, 773, 773B, 773D, 773E, 773F, 773G, 773G LRC, 775B, 775D, 775E, 775F, 775G, 775G LRC
4D7995	2D6513	16, 621, 623, 627, 824B, 825B, 826B, 988
4D7997	5F2465	16, 518
4F0559	6B3224, 1327975, 6B3224	12F, 14E, 24, 305.5E, 305E, A19, A26B, RM-250C, RR-250B
4F1999	1B3909	25, 619
4H4615	1B6573	621, 623B, 980C, 980F, D35C, D35HP, D40D, D44B, D550B
4L7250	4L7249	D320A, D330A, RM-250C, RR-250B
4M1552	3F5920	16G, 16H, 16H NA, 235, 235B, 235C, 594, 594H, 623B, 623E, 65C, 65E, 75C, 75D, 75E, 793, 793B, 844, 844H, 854G, 85C, 85D, 85E, 95E, 980F, 980F II, 990, 990 II, 990H, 992C, 992D, 992G, 993K, D9G, D9H
4W1204	4W1203	1090, 1190, 1190T, 120H, 120H ES, 120H NA, 120K, 120K 2, 1290T, 12H, 12H ES, 12H NA, 12K, 135H, 135H NA, 140H, 140H ES, 140H NA, 140K, 140K 2, 143H, 160H, 160H ES, 160H NA, 160K, 163H, 163H NA, 214B, 215B
5D6296	5D6298	24H, 24M, 631E, 631G, 633E, 633E II, 637E, 637G, 69D, 768B, 769, 769C, 769D, 771C, 771D, 773B, D7E, D7E LGP
5D6297	5D6298	24H, 24M, 69D, 768B, 769, 769C, 769D, 770, 770G, 771C, 771D, 773B, 993K, 994, 994D, 994F, 994H
5F2466	5F2465	621, 623, 627, 7211, 7221, 824B, 825B, 826B, 988
5K3932	5K3931	621F, 621G, 627F, 627G, 980, 980B, D10R, D10T, D10T2
5L1544	5L1545	65E, 75E, 824, 824B, 825B, 834, 85E, 95E, 988, 992, D343
5L2030	5L2031	120H, 120H ES, 120H NA, 120K, 120K 2, 120M, 120M 2, 12H, 12H ES, 12H NA, 12K, 12M, 135H, 135H NA, 140H, 140H ES, 140H NA, 140K, 140K 2, 143H, 160H, 160H ES, 160H NA, 160K, 163H, 163H NA, 515, 518C
5P0505	9D0994	772, 772B, 773B, 773D, 773E, 773F, 773G, 773G LRC, 775B, 775D, 775E, 775F, 775G, 775G LRC, D6C
5P0885	2J6232	120G
5P1948	5P1949	776, 776C, 776D, 777, 777D, 777F, 777G, W330B
5P2522	5P2524	528, 528B, 530B
5P2523	5P2525	235C, 235D, 245, 245B, 594H, 988B, 994, 994D, 994F, 994H, D10, D9H

TAPERED BEARINGS (CONT.)

Cone	Cup	Application
5P3088	5P3087	3406, 3406B, 3408, 631E, 631G, 637E, 637G, 651E, 657G, 844, 844H, 844K, 854G, 854K, 990, 990 II, 990H, 990K, 992C, 992D, 992G, 992K, 994
5P3236	4F2041	143H, 163H, 163H NA, 527, 834K, 836K, 988K, D5N, D6R, D6T
5P4355	5P4354	528, 528B, 530B, 992C, 992D
5P5320	5P5319	992C, 992D
5P6456	3F5920	623B, 623E, 650B, 824C
5P6457	4B8394	824C, TA19-M4WD, TA22-M4WD
5P7605	5P7606	518, 527, 931B, D5C, D5HTSK II
5P8139	5P8138	D9L
5P8296	4B9374	941, 951B, D4E, D4E SR
5P8875	5P8876	574, 589, D8L
5P9290	5P2524	D10, D11N, D11R
5P9531	5P9532	651B, 651E, 657E, 657G, 65C, 65E, 75C, 75D, 75E, 85C, 85D, 85E, 95E, CS-663E, CS-683E
5P9533	5P9534	613, 920, D4H, D5H
5P9651	5P9652	30/30, 3116, 3126, 3126B, 3208, 35, 45, 55, 574, 65C, 65E, 75, 75C, 75D, 75E, 85C, 85D, 85E, 95E, AP-1055B, AP-655C, AP-655D, AP1055E, AP555E, BG-2455C, BG-2455D, BG1055E, BG655D, C7
6B3183	1B3922	3114, 3116, 3126, 3126B, 3304, 3304B, 3306, 3306B, AP-1055B, AP-655C, AP-655D, AP1055E, AP555E, BG-2455C, BG-2455D, BG1055E, BG655D, C-9, C7, C9, CX31-C9I, D353C, G3304, G3306, TH31-E61
6B3824	1B3978	518, 518C, 527, 528, 528B, 530B, 589, 631D, 631E, 631G, 633E, 637D, 637E, 637G, 639D, 657, 657B, 666, 910, 910E, 916, 918F, 920, 924F, 924G, 924GZ, 924H, 924HZ, 924K, 928G, 928H, 928HZ, 930, 930G, 930
6B4852	5M6592	641, 651, 657, 666, 69D, 768B, 768C, 769, 769C, 769D, 770, 770G, 771C, 771D, 772, 772B, 772G, 773, 773B, 773D, 773E, 773F, 775B, 775D, 775E, 775F, 814F, 814F II, 815F, 815F II, 816
6F8110	4B8393	621, 621B, 621E, 621F, 621G, 621H, 621K, 623B, 623E, 623F, 623G, 623H, 623K, 623K LRC, 627B, 627E, 627F, 627G, 627H, 627K
6H3566	6I8860	120, 120B, 12E, 140, 140B, 518, 518C, 528, 528B, 530B, 561B, 561C, 572G, 941, 951B, 955C, 955H, 955K, 955L, 977D, 977H, 983, D4D, D4E, D4E SR, D5, D5B, D5E, D7E, D7E LGP, D7F, D7G
6K5529	6K5528	824G, 824G II, 824H, 824K, 825G, 825G II, 825H, 825K, 826G, 826G II, 826H, 826K, 966G, 966G II, 966H, 966K, 972G, 972G II, 972H, 972K, 980G, 980G II, 980H, 980K, 980K HLG, 980M, 982M, 986H, 992, AD30
6K8074	7L3283	518, 920, 926, 930, 930R, IT28
6K8330	5L2031	518, 916, 926, 930, 930R, 936, D250B, D250E, D300B, D300D, G916, G936, IT18, IT18B, IT28
6L9790	3D9126	3116, 3126, 3208, 3304, D330A, D330B
6M1637	6M1638	35, 45, 55, 834, 834B, 834G, 834H, 834K, 836, 836G, 836H, 836K, 986H, 988F, 988F II, 988G, 988H, 988K, 992, AD40, AD45, AD45B, AD55, AD55B, AD60, AE40, AE40 II, R2900, R2900G, R3000H, TH35-E81
6V0247	1B3931	950B, 950B/950E, D25C, D30C, D350C, D35C, D35HP, D400
6V0661	2P1370	572R, 572R II, 578, 583R, D6R, D7H, D7R, D7R II, D7R XR
6V0663	6V0662	572R, 572R II, 578, 583R, 583T, 587R, 587T, D6R, D7H, D7R, D7R II, D7R XR, D8N, D8R, D8R II, D8T, PL83, PL87
6V0664	5F2465	572R, 572R II, 578, 583R, 583T, 587R, 587T, D6R, D7H, D7R, D7R II, D7R XR, D8N, D8R, D8R II, D8T, PL83, PL87
6V1882	4F2041	518, 528, 528B, 530B, 611, 613C, 613C II, 613G, 615, 615C, 725, 725C, 730, 814B, 815B, 816B, 950B, 950B/950E, 966D, 966F, 966G, D25C, D25D, D300E, D30C, D350C, D350E, D35C, D35HP, D400, D400E, D40D
6V1921	8H0901	953, 953B
6V2323	3B5790	215, 215B, 215C, 416C, 416D, 420D, 420E, 424D, 426C, 428C, 428D, 430D, 430E, 432D, 432E, 434E, 436C, 438C, 438D, 442D, 442E, 444E, 450E, 69D, 769D, 771D, 773D, 775D, TH48-E70
6V2449	4B8394	12M, 12M 2, 12M 3, 12M 3 AWD, 140M, 140M 2, 140M 3, 140M 3 AWD, 160M, 160M 2, 160M 3, 160M 3 AWD, 518, 518C, D4HTSK II, D4HTSK III, D5HTSK II, D9H
6V3950	5L2031	613C, 725, 725C, 730, 730C, 735, 918F, 924F, 924G, 924GZ, 924H, 924HZ, D250E II, D300E II, D350E II, IT18F, IT24F
6V4635	6V4636	416, 416B, 426, 426B, 428, 428B, 436, 924G, 924GZ, 966G, 972G, 980G, 980H, 980K, 980K HLG, 980M, 982M, CP-533E, CP-56, CS-531C, CS-531D, CS-533C, CS-533D, CS-533E, CS-54, CS-56, CS-563C, CS-563D
6V7527	4L7249, 2H3724	916, 918F, 924F, 924G, 924GZ, 924H, 924HZ, G916, IT18, IT18B, IT18F, IT24F, RM-250C, RR-250, RR-250B, SS-250
6Y0208	8S9151	918F, 924F, IT18F, IT24F
6Y1031	6Y1032	515, 518C, 525, 525B, 525C, 533, 936F, 938F, 938G, 938G II, HA770, HA771, IT38F, IT38G, IT38G II, TK370, TK371
7B0358	7B4956	561B, 561C, 824, 824B, 977D, 988, D5, D5B



TAPERED BEARINGS (CONT.)

Cone	Cup	Application
7D8437	1P4693	120M, 120M 2, 12G, 12H, 12H ES, 12H NA, 12K, 12M, 12M 2, 12M 3, 12M 3 AWD, 130G, 140G, 140H, 140H ES, 140H NA, 140K, 140K 2, 140M, 140M 2, 140M 3, 140M 3 AWD, 143H, 160G, 160H, 160H ES, 160H NA, 160K
7D8636	7D8637	120G, 120H, 120H ES, 120H NA, 120K, 120K 2, 120M, 120M 2, 12G, 12H, 12H ES, 12H NA, 12K, 12M, 12M 2, 12M 3, 130G, 135H, 135H NA, 140G, 140H, 140H ES, 140H NA, 140K, 140K 2, 140M, 140M 2, 140M 3, 14G
7F1117	2B3380	613B
7L2216	1B3922	3304, D330A, D330B
7L3290	7L4434	769C, 769D, 771C, 771D, 772, 773, 773B, 773D, 775B, 775D, 776, 776C, 776D, 777, 777B, 777D, 784B, 784C, 785, 785B, 785C, 785D, 789B, 789C, 789D, 793B, 793C
7M5334	5F2465	594, 594H, 824G, 824G II, 824H, 824K, 825G, 825G II, 825H, 825K, 826G, 826G II, 826H, 826K, 980G, 980G II, 980H, 980K, 980K HLG, 980M, 982M, 993K, 994, 994D, 994F, 994H, AD30, D9E, D9G, D9H, R1700G
7S1874	1M6573	772, 772B, 773, 773B, 773D, 773E, 773F, 773G, 773G LRC, 775B, 775D, 775E, 775F, 775G, 775G LRC, 775G
7T5426	7T5427	120M 2, 12M 2, 12M 3, 12M 3 AWD, 140M 2, 140M 3, 140M 3 AWD, 160M 2, 160M 3, 160M 3 AWD, 416, 416B, 426, 426B, 428, 428B, 436
7T8858	7T8859	517, 527, 533, 543, 561M, 561N, 725, 730, D250E II, D300E II, D350E II, D4H, D4H XL, D4HTSK II, D4HTSK III, D5H, D5H XL, D5HTSK II, D5M, D5N, D6M, D6N, HA770, HA771, HA870, HA871, TK370, TK371, TK380
7T9122	0688099	924K, 930K, 938K, 963, 963B, 963C, VFS70
7T9526	7T9527	583T, 587R, 587T, 65, 65C, 65E, 75, 75C, 75D, 75E, 85C, 85D, 85E, 95E, D8N, D8R, D8R II, D8T, PL83, PL87, PM-201, PM-465, PM-565B
8A5878	4B8394	320C, 320D FM, 543, HF181, HF201, HF202, HF221, HF222
8B2880	8B2881	120B, 12E, 140, 140B
8B4405	3F4210	127, 25
8B6342	8B6343	2470C, 2570C, 2670C, 2864C, 525B, 525C, 525D, 533, 535B, 535C, 535D, 543, 545, 545C, 545D, 553C, 555D, 563C, 573C, 586C, 950 GC, 950F, 950F II, 950G, 950G II, 950H, 950K, 960F, 962G, 962G II, 962H
8D3984	8D3986	16G, 16H, 16H NA, 16M, 24H, 24M, RM-250C, RM-300, RR-250, RR-250B, SS-250
8F4452	3F5920	12E, 140B, 14E, 14M, 545, 545C, 545D, 555D, 814F, 814F II, 815F, 815F II, 816F, 816F II, 966F, 966F II, 970F, R1600, R1600G, R1600H
8H0985	1B3934	583H, 583K, D8H, D8K
8H7801	8H7803	621, 623, 627, 657, 657B, 666, 725, 725C, 730, 730C, 735, 735B, 740, 740B, CX31, CX31-C131, CX31-C151, CX31-C181, CX31-C91, CX31-P600, CX35, CX35-C181, CX35-P800, D250E II, D300E II, D350E II, D400E I
8J0423	3P8680	14G, 16G, 215, 225, 227, 235D, 245, 245B, 245D, 615, 621, 621B, 621E, 623B, 627B, 627E, 631D, 631E, 637D, 637E, D10N, D10R, D400E II
8J6315	8J6314	120G, 12G, 130G, 215, 215B
8S2127	8S2125	583K, D8H, D8K
8S7973	8S7974	824B, 825B, 834, 988, 992
8S9152	8S9151	215, 215B, 215C, 621, 623, 631C, 657B, 657E, 657G, 69D, 725, 725C, 730, 730C, 769C, 769D, 771C, 771D, 773B, 773D, 773E, 775B, 775D, 775E, 926, 930R, 980, 980B, 992, 992C, 992D, G926, IT28, IT28B
8T0759	8T0760	65, 65C, 75, 75C, 75D, 85C, 85D, CP-663E, CP-76, CS-573C, CS-583, CS-583C, CS-663E, CS-683E, CS-74B, CS-76B, CS-78B
9D0992	9D0994	776, 777, 785
9D0993	9D0994	776, 777
9D3242	9D3241	120G, 120H, 120H ES, 120H NA, 120K, 120K 2, 135H, 135H NA, D6H, D7H
9K1172	9K1171	16G, 16H, 16H NA, 16M, 3406, 3406B, 3408, 784B, 784C, 785, 785B, 785C, 785D, 789, 789B, 789C, 789D, 793B, 793C, 793D, 793F, 793F CMD, 793F-XQ, 815, D350C, M325B, RM-350B
9S7950	9S7949	235D, 245, 245B, 245D, 24H, 24M, 416, 416B, 416C, 416D, 420D, 424B, 424B HD, 424D, 426B, 426C, 428, 428B, 428C, 430D, 436C, 446, 446B, 446D, 528, 528B, 530B, 54, 57, 572G, 58, 594H, 623B, 623E, 633D
9W2109	9W2110	246D, 262D, 272D, 277D, 279D, 287D, 289D, 299D, 305.5E, 306E, 307E, 308E, 308E2 CR, 35, 416, 426, 436, 45, 450F, 55, 65E, 75E, 770G, 772G, 824K, 825K, 826K, 844H, 85E, 914K, 924G
9W7095	9W7096	784B, 784C, 785, 785B, 785C, 785D, 789, 789B, 789C, 789D, 793, 793B, 793C, 793D, 793F, 793F CMD, 793F-XQ
9S7950	9S7949	235D, 245, 245B, 245D, 24H, 24M, 416, 416B, 416C, 416D, 420D, 424B, 424B HD, 424D, 426B, 426C, 428, 428B, 428C, 430D, 436C, 446, 446B, 446D, 528, 528B, 530B, 54, 57, 572G, 58, 594H, 623B, 623E, 633D
9W2109	9W2110	246D, 262D, 272D, 277D, 279D, 287D, 289D, 299D, 305.5E, 306E, 307E, 308E, 308E2 CR, 35, 416, 426, 436, 45, 450F, 55, 65E, 75E, 770G, 772G, 824K, 825K, 826K, 844H, 85E, 914K, 924G
9W7095	9W7096	784B, 784C, 785, 785B, 785C, 785D, 789, 789B, 789C, 789D, 793, 793B, 793C, 793D, 793F, 793F CMD, 793F-XQ



TAPERED ROLLER BEARING ASSEMBLIES

Part No.	Description	Application
3P0953	BALL BEARING (SNAP-RING)	120G, 12G, 130G, 140G, 160G
1926341	BEARING	1090, 1190T, 2290, 322B L, 322C, 322C FM, 324D FM, 324D FM LL, 325B L, 325C FM, 325C L, 325D FM, 325D FM LL, 511, TK711
1650002	BEARING AS	14G, 14H, 14H NA, 16G, 16H, 16H NA
1402492	BEARING	216, 216B, 216B3, 226B, 226B3, 228, 232B, 242B, 242B3, CB-214D, CB-214E, CB-224C, CB-334E, CB-335D, CB-44B, CB-54B, CD-54B
3436237	BEARING	D6R, D6R II, D6R III, D6R STD, D6T, D6T LGR, D6T LGPPAT, D6T XL
6V7423	BEARING AS-ROLLER	24H, 589, 834B, 834G, 834H, 834K, 836, 836G, 836H, 836K, 988B, 988G, 988H, 988K, AD40, AD45, AE40, AE40 II, D10N, D10R, D250E, D8L, D9L, D9N, D9R, PM-565, PM-565B
2790344	BEARING AS-TAPERED ROLLER	328D LCR, 330C L, 330D, 330D L, 330D LN, 330D MH, 336D, 336D L, 336D LN, 336D2, 336D2 L, 336E, 336E H, 336E HVG, 336E L, 336E LH, 336E LN, 336F L, 340D L, 340D2 L

TAPERED ROLLER BEARING ASSEMBLIES FOR KOMATSU®

Part No.	Description	Application
711-35-14230	BEARING KOMATSU®	545, 558, GD555, GD655, GD675, HD255, HD320, HD325, HD405, HD465, HD605, HM250, HM300, HM300TN, HM350, HM400, WA450, WA470, WA500
421-22-12870	BEARING KOMATSU®	558, HYDRAULIC, WA400, WA420, WA450, WA470, WA500



ROLLER BEARINGS

Part No.	Description	Application
0653758	BALL BEARING	5230, 5230B, 789, 789B, 789C, 789D, 793, 793B, 793C, 793D, 994, 994D, 994F, 994H, CX48-P2300, SPF343C, TH48-E80, TH55-E70
0941542	BEARING-ROLLER	311C, 315C, 315D L, 318B, 318C, 318D L, 319C, 319D, 319D L, 319D LN, 320 L, 320B, 320C, 320C FM, 320C L, 320D, 320D FM, 320D GC, 320D L, 320D LN, 320D LRR, 320D RR, 320N, 321B, 321C, 321D LCR, 322
1143391	BEARING	933C, 939C, 966K, 966M XE, 972M XE, D3C III, D3G, D4C III, D4G, D5C III, D5G
1143392	BEARING	776C, 776D, 777B, 777D, 777F, 777G, CX48-P2300, SPF343C, TH48-E70, TH48-E80
1269340	BEARING	CP-433C, CP-433E, CP-44, CP-533E, CP-54B, CP-56, CP-573E, CP-64, CP-663E, CP-68B, CP-74B, CP-76, CS-423E, CS-431C, CS-433E, CS-44, CS-531C, CS-531D, CS-533C, CS-533D, CS-533E, CS-54, CS-54B, CS-56

Part numbers are used for reference purposes only.

Costex Tractor Parts Copyright © 2023. All rights reserved.

ROLLER BEARINGS (CONT.)

Part No.	Description	Application
1283935	BEARING AS-ROLLER	725, 725C, 730, 730C, 735, 735B, 740, 740B, 784B, 784C, 785, 785B, 785C, 785D, 789, 789B, 789C, 789D, 793, 793B, 793C, 793D, 793F, 793F CMD, 793F-XQ
1283936	RACE-BEARING	65E, 75C, 75E, 784B, 784C, 785, 785B, 785C, 785D, 789, 789B, 789C, 789D, 793B, 793C, 793D, 793F, 793F CMD, 793F-XQ, 85E, 95E
1297859	SET-BEARING	318C, 319C, 320C, 320C FM, 320C L, 320D, 320D FM, 320D FM RR, 320D GC, 320D L, 320D LN, 320D LRR, 320D RR, 320D2, 320D2 GC, 320D2 L, 320E, 320E L, 320E LN, 320E LRR, 320E RR, 321C, 321D LCR, 323D L
1313919	BEARING-ROLLER	120H, 120H ES, 120H NA, 120K, 120K 2, 120M, 120M 2, 12H, 12H ES, 12H NA, 12K, 12M, 12M 2, 12M 3, 12M 3 AWD, 135H, 135H NA, 140H, 140H ES, 140H NA, 140K, 140K 2, 140M, 140M 2, 140M 3, 140M 3 AWD, 143H
1682075	BEARING	735, 735B, 740, 740B, D9T
1682076	BEARING	735, 735B, 740, 740B
1701807	BEARING-SPECIAL RACE	515, 525, 525B, 525C, 525D, 535B, 535C, 535D, 545, 545C, 545D, 555D, 938F, 938G, 938G II, 938H, 950 GC, IT38G, IT38G II, IT38H
2081729	BEARING AS	735, 735B, 740, 740B
2500839	BEARING AS-ROLLER	966H, 966K, 966M
3530314	BEARING AS	844, 844H, 844K, 854G, 854K, 990, 990 II, 990H, 990K, 992G, 992K, 993K
4362593	BEARING-ROLLER	784B, 784C, 785B, 785C, 785D, 789B, 789C, 789D
4362594	BEARING-ROLLER	793B, 793C, 793D, 793F, 793F CMD, 793F-XQ
1J9226	RACE	118, 119, 227, 30, D9H
1J9227	ROLLER & RACE ASSEM.	118, 119, 128, 129, 227, 30, 57, 578, 58, 594H, 621, 621B, 623B, 627B, D10N, D10R, D346, D6F SR, D6G SR, D7E, D7E LGP, D7G, D7H, D7R, D8L, D8N, D8R, D9H, D9L, D9N
1M3041	OUTER RACE AND ROLLER ASSEM.	594, 594H, D9G, D9H
1M3100	BEARING-OUTER	7211, 7221, 955H, 955K, 955L, 983, D7F
1M8776	OUTER RACE AND ROLLER ASSEM.	16, 571G, 572G, 955H, 966K, 966M XE, 972M XE, 977H, 983, 983B, D7F, D7G, D7G2
1M8924	RACE & ROLLER ASSEMBLY OUTPUT SHAFT FRONT	3406, 3406B, 3408, 3512B, D342, D342C, D343, D9E
1P0622	RACE AND ROLLER ASSEM.	572G, D7F, D7G, D7G2
1P0623	RACE AND ROLLER ASSEM.	572G, D7F, D7G, D7G2
1T0728	RACE AND ROLLER ASSEM	641B, 650B, 651E, 657B, 657E, 657G, 955K
2D5173	BEARING AS-ROLLER	57, 578, 58, 594H, 641, 651, 657, 657B, 666, D10N, D10R, D6H, D6H II, D6H XL, D6H XR, D7G, D7H, D7R, D8L, D8N, D8R, D9H, D9L, D9N
2D6516	BEARING AS-ROLLER	16G, 16H, 16H NA, 16M, 631C, 631E, 631G, 633C, 633E II, 637D, 637E, 637G, 639D, 834, 992
2F5883	ROLLER ASSEM	120B, 12E, 12F, 140, 140B, 14E
2F5884	ROLLER ASSEM	120B, 12E, 12F, 140, 140B, 14E
2F5920	OUTER RACE & ROLLER ASSEM.	572G, 594, 594H
2F9063	RACE AND ROLLER ASSEM. (outer)	225, 227, 229, 229D, 235, 235B, 235C, 235D
2H3525	RACE-SPECIAL ROLLER BEARING	120B, 12E, 140B, 14E, 561B, 561C, 955C, 977D, D4D, D4E, D4E SR, D5, D5B, D5E, D6C, D6D, D6E SR, D7F, D7G
2H3803	BEARING-ROLLER	561C, 571G, 631E, 631G, 633E II, 637E, 637G, G3512, G3516
2J6262	RACE AND ROLLER ASSEM.	128, 129, 518, 572G, 583K, D4D, D4E, D4E SR, D6C, D9H
2K1385	BEARING	572G, 583H, 583K
2K5253	RACE (Inner)	572G, 583H, 583K, 594, 594H, D8H, D8K, D9G, D9H
3B0828	ROLLER A.	ROLLER A.
3B8845	BEARING-INNER	3208, 3306, 3406, 3406B, 583H, 977D, D333A, D333B, D334, D337F, D342, D342C, D343, D6C, D6D, D6D SR, D6E SR, D6F SR, D6G SR, D8H, D8K, D9E, D9G, D9H
3B8859	RACE	977D
3B8921	INNER RACE AND ROLLER ASSEM.	120H, 120H ES, 120H NA, 120K, 120K 2, 120M, 120M 2, 12H, 12H ES, 12H NA, 12K, 12M, 12M 2, 12M 3, 12M 3 AWD, 135H, 135H NA, 140H, 140H ES, 140H NA, 140K, 140K 2, 140M, 140M 2, 140M 3, 140M 3 AWD, 143H
3F0010	ROLLER ASSEM	120B, 12E, 12F, 140, 140B, 14E
3F0983	BEARING	D342

ROLLER BEARINGS (CONT.)

Part No.	Description	Application
3K5595	BEARING-OUTER	931B, 931C, 933, 935B, D3, D3B, D3C, D3C III, D4B, D4C, D4C III
4B3693	RACE & ROLLER AS-INNER	572R, 572R II, 578, 583R, C27, C32, D6R, D7H, D7R, D7R II, D7R XR, TH48-E70
4B8108	BEARING-INNER	117, 118, 119, 16, 30, 571G, D4D, D4E, D4E SR, D6C, D6D, D6D SR, D6E SR, D6F SR, D6G SR
4H0019	RACE & ROLLER AS	30/30, 3508, 3508B, 3508C, 3512, 3512B, 3516, 3516B, 3516C, 572R, 572R II, 578, 583R, 583T, 587R, 587T, 953, 953B, D6H, D6H II, D6H XL, D6H XR, D6R, D6R II, D6R III, D6R STD, D6T, D6T LGP, D6T LGPPAT
4L0734	RACE AND ROLLER ASSEMBLY OUTER MAIN PINION FRONT	3192, 320B, 330D FM, 345B II, 345B II MH, 345B L, 345C, 345C L, 345C MH, 345D L, 350, 7261, D346, D353C, D375D, W345B II, W345C MH
4M8793	RACE AND ROLLER ASSEM.	651, 657, 657B, 666, 769, 772, 834, 992
4M8794	RACE	651, 657, 657B, 666, 769, 772, 834, 992
5B1975	BEARING ASSEM.	127, 772, D320A, D348, D353C, D379A, G398
5D6059	OUTER RACE AND ROLLER ASSEM.	621, 621B, 623B, 627B
5D6659	RACE & ROLLER AS	627, 631C, 631E, 633D, 637D, 637E, 641B, 650B, 651E, 657B, 657E, 657G, 966K, 966M XE, 972M XE, D10R, D10T, D10T2, D7E, D7E LGP
5H1621	OUTER RACE ROLLER ASSEM.	120B, 12E, 12F, 140, 140B, 14E, 583H
5H1901	BEARING-OUTER	561D, 571G, 572G, 583H, 583K, 594, 594H, 641, 651, 657, 657B, 666, 824, 824B, 834, 955K, 955L, 977H, 977K, 977L, 983, 983B, 988, 992, D5, D5B, D6C, D6D, D6E, D6G, D6G2 LGP, D6G2 XL, D7F, D7G, D7G2
5H3030	BEARING ASSEM.	D7F, D7G
5H4853	BEARING IDLER PINION REAR	3181, 5230, 5230B, 572G, 583H, 583K, D346, D353C, D9E
5H5312	BEARING-INNER	627, 627B, 627E, 627F, 627G, 627H, 627K, 627K LRC
5K8591	BEARING-OUTER	128, 518, 527, 814B, 814F, 814F II, 815B, 815F, 815F II, 816F, 816F II, 931B, 931C, 933, 935B, 941, 951B, 955H, 955K, 955L, 966D, 966F, 966F II, 966G, 966G II, 966H, 966K, 970F, 972G, 972G II, 972H
5K8592	BEARING ASSEM	128, 955H, 955K, 955L
5L6923	RACE AND ROLLER ASSEM.	3406, 7231, 7241, 950, 966C, D342, D342C
5M0704	BEARING-INNER	117, 120B, 12E, 12F, 140, 140B, 14E, 953, 953B, 977H, D4H, D4H XL, D4HTSK II, D4HTSK III, D5, D5B, D5H, D5H XL, D5HTSK II
5P2304	RACE & ROLLER AS	14M, 16M, 518, 528, 918F, 924F, 924G, 924GZ, 924H, 924HZ, 928G, 928H, 928HZ, 930G, IT18F, IT24F, IT28G
5P6844	ROLLER ASSEM.	594H, D9H
5P7101	RACE AND ROLLER ASSEM.	7231
5P9095	RACE-BEARING OUTER	3406, 3406B, 3408, 785, D342, D343
5S4630	RACE AND ROLLER ASSEMBLY OUTER OUTPUT SHAFT FRONT	D346, D348, D353C
6D0723	RACE AND ROLLER ASSEM. (outer)	12F, 140, 140B, 14E, D10, D11N
6H7611	BEARING-INNER	MT800 Challenger
6V6654	BEARING AS	7241, D10, D11N, D11R, D11T
6V9038	BEARING	992C
6Y4119	BEARING-ROLLER	24H, 24M, 773B, 773D, 773E, 773F, 773G, 773G LRC, 775B, 775D, 775E, 775F, 775G, 775G LRC
6Y4890	BEARING	910E, 918F, 924F, 924G, 924GZ, 924H, 924HZ, 928G, 928H, 928HZ, 930G, IT12B, IT14B, IT14F, IT18F, IT24F, IT28G
6Y9125	RACE-ROLLER BEARING	D9R, D9T
6Y9885	BEARING AS-ROLLER	69D, 769C, 769D, 770, 770G, 771C, 771D, 773B, 834B, 834G, 834H, 836, 836G, 988F, 988F II, 988G, AD55, AD55B, AD60, R2900, R2900G, R3000H
7F6925	RACE AND ROLLER ASSEM.	215, 225, 225D, 229, FB221
7H7629	INNER RACE	594, 594H, D8H, D8K, D9G, D9H
7I7619	BEARING-ROLLER	330C, 330C FM, 330C L, 330C MH, 330D, 330D FM, 330D L, 330D LN, 330D MH, 336D, 336D L, 336D LN, 336D2, 336D2 L, 336E, 336E H, 336E HVG, 336E L, 336E LH, 336E LN, 336F L, 340D L, 340D2 L, 375
7M1154	BEARING	120B, 12E, 12F, 140, 140B, 14E, 508, 518, 527, 561B, 561C, 931B, 943, 977K, 977L, D4D, D4E, D4E SR, D5, D5B, D5C, D5E, D5HTSK II, D6C, D6D, D6E, D6G, D6G2 LGP, D6G2 XL
7M3416	INNER RACE AND ROLLER ASSEM.	583H, D8H, D8K, D9E
7Y4212	BEARING	311C, 313D2 LGP, 315C, 315D L, 316E L, 318B, 318C, 318D L, 318D2 L, 318E L, 319C, 319D, 319D L, 319D LN, 320 L, 320B, 320B FM LL, 320B L, 320C, 320C FM, 320C L, 320D, 320D FM, 320D FM RR, 320D GC
8B2571	BEARING-INNER	118, 119, 30, 941, 951B, D4D, D4E, D4E SR



ROLLER BEARINGS (CONT.)

Part No.	Description	Application
8D9909	BEARING AS-ROLLER	120G, 120H, 120H ES, 120H NA, 120K, 120K 2, 120M, 120M 2, 12M, 135H, 135H NA
8E7945	BEARING-INNER	776C, 776D, 777B, 777D, 777F, 777G
8F6836	OUTER RACE AND ROLLER ASSEM.	824, 824B, 988
8H8819	BEARING-INNER	231D, 235D, 651, 657, 657B, 666, 768B, 769, 772, 834, 973, 992, D9R, D9T
8M6405	BEARING-OUTER	533, 543, 953C, 963C, 966K, 966M XE, 972M XE, 973C, 983, D7F, HA770, HA771, HA870, HA871, TK370, TK371, TK380, TK381
8M6407	RACE AND ROLLER ASSEM. (outer)	D7F
8T0787	BEARING	824C, 980C, AD40, AE40, D35C, D40D
9H8712	BEARING	572G, 572R, 572R II, 578, 583R, 583T, 587R, 587T, 955H, D6C, D6D, D6E, D6G, D6G2 LGP, D6G2 XL, D6H, D6H XL, D6H XR, D6R, D6R II, D6R III, D6R STD, D6T, D6T LGP, D6T LGPPAT, D6T XL, D7F, D7G, D7G2, D7H
9H9472	INNER RACE & ROLLER ASSEM	561B, 977D
9H9473	RACE	561B, 977D
9M2004	BALL BEARING	14E, 572G, 621, 621B, 621E, 621F, 621R, 623, 623B, 623E, 627, 627B, 627E, 631C, 631E, 633C, 633D, 637D, 637E, 641B, 650B, 651E, 657B, 657E, 657G, 769C, 773B, 777, 777B, 977K, D6C, D6D, D6E, D6G, D7G
9N4569	BEARING	939, D3C III, D4C III, D5C, D5C III
9S5279	BEARING AS-ROLLER	30/30, 589, 725, 725C, 730, 730C, 824C, 824G, 824G II, 824H, 824K, 825G, 825G II, 825H, 825K, 826C, 826G, 826G II, 826H, 826K, 980C, 980F, 980F II, 980G, 980G II, 980H, 980K, 980K HLG, 980M, 982M, 986



ROLLER BEARINGS FOR KOMATSU®

Part No.	Description	Application
06002-30310	BEARING, ROLLER KOMATSU®	D61E, D61EX, D61PX, D65E, D65EX, D65P, D65PX, D68ESS, D70LE, D85E, D85ESS, FD35/40, FD35Z/40Z, FD45, FD50/60, FD50A, FD50E/60E, FD60, FD70, FD70E, FD80, FG35/40, FG35Z/40Z, FG45, FG50/60, FG50A, FG70
06002-32026	BEARING, ROLLER KOMATSU®	D375A, F4EC, F5EC, F6EC, FD100, FD115, FD135, FD150E, FD160E, HD460, HD680, HD780, HD785
144-15-22810	BEARING, ROLLER KOMATSU®	D40A, D40AM, D40F, D40P, D40PF, D40PL, D40PLL, D41A, D41E, D41P, D65A, D65E, D65EX, D65P, D65PX, D75A, D85E, D85ESS, WA420
145-27-41221	CYLINDRICAL BEARING, ROLLER KOMATSU®	BF60, D60A, D60E, D60F, D60P, D60PL, D60S, D65A, D65E, D65P, D65S, D70, D70LE, D75A, D75S, PC200, PC220, PC300
14X-27-11721	BEARING, KOMATSU®	D60P, D65E, D65EX, D65P, D65PX, D65WX, D70LE, D85E, D85ESS
170-09-13250	BEARING, ROLLER KOMATSU®	D135A, D150A, D155A, D155C, D155S, D155W, D80A, D80E, D80P, D85A, D85C, D85E, D85P
20Y-26-22330	BEARING, KOMATSU®	BP500, HB205, HB215, PC200, PC200CA, PC228, PC228US
20Y-26-22340	BEARING, KOMATSU®	BP500, HB205, HB215, PC200, PC200CA, PC228, PC228US
20Y-26-22430	BEARING, KOMATSU®	HB205, HB215, PC200, PC210
20Y-26-22440	BEARING, KOMATSU®	HB205, HB215, PC200, PC210
20Y-27-13180	BEARING, KOMATSU®	CS360, CS360SD, HD325, PC100L, PC150, PC150HD, PC150NHD, PC180, PC180L, PC200, PC210, PC220, PC240
418-22-12840	BEARING, ROLLER KOMATSU®	518, 520C/CH, PW60, PW60S, WA180, WA200, WA200PZ, WA250, WA250PZ, WA270

ROLLER BEARINGS FOR KOMATSU® (CONT.)

Part No.	Description	Application
418-46-11150	BEARING, KOMATSU®	518, WA180, WA180PT, WA200, WA250, WA250L, WA250PT, WA250PTL, WA250PZ, WA270, WA270PT
419-22-11820	BEARING, ROLLER KOMATSU®	532, LW250, WA180, WA180PT, WA200, WA200PZ, WA250, WA250PZ, WA270, WA320, WA320PZ, WA380, WA380Z
421-22-12870	BEARING, KOMATSU®	558, WA400, WA420, WA450, WA470, WA500
711-35-14230	BEARING, KOMATSU®	545, 558, GD555, GD655, GD675, HD255, HD320, HD325, HD405, HD465, HD605, HM250, HM300, HM300TN, HM350, HM400, WA450, WA470, WA500
934411C91	BEARING, ROLLER KOMATSU®	WA120-1LC, WA120L-3MC, WA180-3, WA180L-3, WA180-3L, WA180-3PTC, WA100-1, WA150L-5, WA180-1LC, WA180-3PT, WA200-1, WA150-6, WA180-1L, WA180PT-3MC, WA120-1, WA180-1

NEEDLE BEARINGS



Part No.	Description	Application
940616	BEARING, NEEDLE	311C, 315C, 315D L, 318B, 318C, 318D L, 319C, 319D, 319D L, 319D LN, 320 L, 320B, 320C, 320C FM, 320C L, 320D, 320D FM, 320D GC, 320D L, 320D LN, 320D LRR, 320D RR, 320N, 321B, 321C, 321D LCR, 322
964003	NEEDLE BRG	311C, 313D2 LGP, 315C, 315D L, 316E L, 318B, 318C, 318D L, 318D2 L, 318E L, 319C, 319D, 319D L, 319D LN, 320 L, 320B, 320B FM LL, 320B L, 320C, 320C FM, 320C L, 320D, 320D FM, 320D FM RR, 320D GC, 320
1C3784	NEEDLE RLR	AP-650B, AP-900B, BG-225C, BG-245C, CB-534B, CB-534C, CB-535B, CB-634, CB-634C, CS-533C, CS-563C, CS-573C, CS-583C, PR-105, PR-450, PR-450C
1F4503	BEARING - NEEDLE	225, 235, 245, 3306B, 350 L, 375, 5080, 657, 657B, 941, 943, 953, 963, 963B, 973, 992, D379, D379B, D398, D399
1F4622	BEARING - NEEDLE	120H, 120H ES, 120H NA, 120K, 120K 2, 12H, 12H ES, 12H NA, 12K, 135H, 135H NA, 140H, 140H ES, 140H NA, 140K, 140K 2, 143H, 14H, 14H NA, 160H, 160H ES, 160H NA, 160K, 163H, 163H NA, 16H, 16H NA, 3304
1J3710	BEARING NEEDLE	127, 44, 46, 561D, 561H, 561M, 561N, 572G, 583K, 594, 594H, 941, 951B, 977L, 983, 983B, D4H, D5B, D5E, D5H, D6D, D6E, D6E SR, D6F SR, D6G, D6G SR, D6G2 LGP, D6G2 XL, D7G, D7G2, D8H, D8K, D9G, D9H
1N8062	BEARING	120K, 120K 2, 12K, 12M, 140K 2, 140M, 160K, 160M, 3126E, 324D, 324D FM, 324D FM LL, 324D L, 324D LN, 325D, 325D FM, 325D FM LL, 325D L, 325D MH, 326D L, 328D LCR, 329D, 329D L, 329D LN, 330C
1P1134	RACE - NEEDLE BRG. INNER	120G, 245, 3208, 3406, 3408, 3508, 3512, 3516, 594, 814, 951B, 966C, D4D, D5, D8K, D9H
1P3958	NEEDLE BEARING	14G, 14H, 14H NA, 24H, 24M, 30/30, 611, 615, 615C, 65, 65C, 65E, 735, 735B, 740, 740B, 75, 75C, 75D, 75E, 777B, 816B, 824C, 824G, 824G II, 824H, 824K, 825G, 825G II, 825H, 825K, 826C, 826G, 826G II
1P6070	BEARING NEEDLE -THRUST	55, 57, 578, 58, 583T, 587R, 587T, 594H, D10N, D10R, D4H, D4H XL, D4HTSK II, D4HTSK III, D5B, D5H, D5H XL, D5HTSK II, D6D, D6H, D6H II, D6H XL, D6H XR, D7G, D7H, D7R, D8L, D8N, D8R, D9L, D9N, RM-350B
1S3206	BEARING NEEDLE	14E, 16, 30/30, 611, 613C, 613C II, 613G, 615, 615C, 621, 621B, 623, 623B, 627, 627B, 627E, 627F, 627G, 627H, 627K, 627K LRC, 631C, 631D, 633D, 637, 637B, 637D, 637E, 637G, 639D, 641B, 650B, 657B
1S9110	NEEDLE BEARING	120M, 120M 2, 12G, 12H, 12H ES, 12H NA, 12K, 12M, 12M 2, 12M 3, 12M 3 AWD, 130G, 140G, 140H, 140H ES, 140H NA, 140K, 140K 2, 140M, 140M 2, 140M 3, 140M 3 AWD, 143H, 160G, 160H
1T0655	BEARING-NEEDLE	621, 621B, 621E, 621F, 621G, 621H, 621K, 623, 623B, 623E, 623F, 623G, 623H, 623K, 623K LRC, 627, 627B, 627E, 627F, 627G, 627H, 627K, 627K LRC, 631C, 631E, 631G, 633D, 633E II, 637, 637D, 637E, 637G
1T0706	BEARING NEEDLE THRUST	621, 627, 631C, 637, 977K, 977L, 980, 980B, 983, CS-323C, D7R, PR-1000, PR-750B
1T0737	RACE-NEEDLE BRG. THRUST	518C, 528, 528B, 530B, 637D, 637E, 637G, 814, 815, 816, 950B, 950B/950E, 950F, 950F II, 955K, 955L, 960F

Part numbers are used for reference purposes only.

Costex Tractor Parts Copyright © 2023. All rights reserved.

## NEEDLE BEARINGS (CONT.)

Part No.	Description	Application
1T0762	RACE-NEEDLE THRUST	621, 621B, 621E, 621F, 621G, 621H, 621K, 623, 623B, 623E, 623F, 623G, 623H, 623K, 623K LRC, 627, 627B, 627E, 627F, 627G, 627H, 627K, 627K LRC, 631C, 631E, 631G, 633D, 633E II, 637, 637D, 637E, 637G
1T0763	RACE-NEEDLE THRUST	824C, 824G, 824G II, 824H, 825G, 825G II, 825H, 826C, 826G, 826G II, 826H, 977K, 977L, 980, 980B, 980C, 980F, 980F II, 980G, 980G II, 980H, 980K, 983, 983B, 988, 988B
1T1078	BEARING-THRUST	621, 621B, 621E, 621F, 621G, 621H, 621K, 623, 623B, 623E, 623F, 623G, 623H, 623K, 623K LRC, 627B, 627E, 627F, 627G, 627H, 627K, 627K LRC, 631C, 631E, 631G, 633D, 633E II, 637, 637D, 637E, 637G, 639D
1T1278	BEARING THRUST NEEDLE	30/30, 527, 583T, 611, 615, 615C, 631E, 637D, 637E, 637G, 725, 725C, 730, 735, 814B, 815B, 966D, 966F, 966F II, 980K, 980K HLG, 980M, 986H, AD30, C9, D250D, D250E, D250E II, D25C, D25D, D300B, D300E
1T1282	RACE-THRUST NEEDLE	30/30, 527, 583T, 611, 615, 615C, 631E, 637D, 637E, 637G, 725, 725C, 730, 735, 814B, 815B, 966D, 966F, 966F II, 980K, 980K HLG, 980M, 986H, AD30, C9, D250D, D250E, D250E II, D25C, D25D, D300B, D300E
1T1581	BEARING	3116, 3126, 3126B, 3208, C7
1035962	BEARING-NEEDLE BRG.	120G, 12G, 130G, 140G, 14G, 14H, 14H NA, 160G, 16G, 16H
1238912	BEARING NEEDLE	414E, 416C, 416D, 416E, 416F, 420D, 420E, 420F, 422E, 422F, 424D, 426C, 428C, 428D, 428E, 428F, 430D, 430E, 430F, 432D, 432E, 432F, 434E, 434F, 436C, 438C, 438D, 442D, 442E, 444E, 444F, 446B, 446D
1238913	BEARING RL CAGED NEEDLE	416C, 416D, 420D, 420E, 420F, 424B, 424B HD, 424D, 426C, 428C, 428D, 428E, 428F, 430D, 430E, 430F, 432D, 432E, 432F, 434E, 434F, 436C, 438C, 438D, 442D, 442E, 444E, 444F, 446B, 446D, 450E, 450F
1324292	BRG. NEEDLE	M312, M313C, M313D, M315, M315C, M315D, M315D 2, M316C, M316D, M317D 2, M318, M318C, M318C MH, M318D, M318D MH, M320, M322C, M322D, M322D
1362946	BEARING-CAGED NEEDLE BEARING	345B II, 345C, 345C L, 365B, 365B II, 365B L, 365C, 365C L, 365C L MH, 374D L, 374F L
1540176	NEEDLE BEARING	216, 216B, 216B3, 226B, 226B3, 232B, 242B, 247B, 247B3, 257B, 3014, 3024, 3024C, 304.5, 902, AP-255E, BB-621C, C2.2, CB-334D, CB-334E, CB-335D, CB-34, CB34B
1540177	NEEDLE BEARING	216, 216B, 216B3, 226B, 226B3, 232B, 242B, 247B, 247B3, 257B, 3014, 3024, 3024C, 304.5, 902, AP-255E, BB-621C, C2.2, CB-334D, CB-334E, CB-335D, CB-34
1725317	BEARING-SP THRUST-NEEDLE	414E, 416C, 416D, 416E, 416F, 420D, 420E, 420F, 422E, 422F, 424B, 424B HD, 424D, 426C, 428C, 428D, 428E, 428F, 430D, 430E, 430F, 432D, 432E, 432F, 434E, 434F, 436C, 438C, 438D, 442D, 442E, 444E, 444F
1726050	BEARING THRUST NEEDLE	414E, 416C, 416D, 416E, 416F, 420D, 420E, 420F, 422E, 422F, 424D, 426C, 428C, 428D, 428E, 428F, 430D, 430E, 430F, 432D, 432E, 432F, 434E, 434F, 436C, 438C, 438D, 442D, 442E, 444E, 444F, 446B, 446D
1912513	BEARING AS-NEEDLE BEARING	414E, 416C, 416D, 416E, 416F, 420D, 420E, 420F, 422E, 422F, 424D, 426C, 428C, 428D, 428E, 428F, 430D, 430E, 430F, 432D, 432E, 432F, 434E, 434F, 436C, 438C, 438D, 442D, 442E, 444E, 444F, 446B, 446D
1912514	BEARING AS-NEEDLE BEARING	330C, 330C FM, 330C L, 330C MH, 330D, 330D FM, 330D L, 330D LN, 330D MH, 336D, 336D L, 336D LN, 336D2, 336D2 L, 336E, 336E H, 336E HVG, 336E L, 336E LH, 336E LN, 336F L, 340D L, 340D2 L, 385B, 385C
1912569	BEARING AS - NEEDLE BEARING	320C, 320C FM, 320D, 320D FM, 320D FM RR, 322C, 322C FM, 323D LN, 323D SA, 324D, 324D L, 324D LN, 325C, 325C FM, 325D, 325D L, 325D MH, 329D
1912570	BEARING AS - NEEDLE BEARING	320C, 320C FM, 320D, 320D FM, 320D FM RR, 322C, 322C FM, 323D LN, 323D SA, 324D, 324D L, 324D LN, 325C, 325C FM, 325D, 325D L, 325D MH, 329D, 329D L, 329D LN, 966K
1912677	BEARING AS	322C, 322C FM, 324D, 324D L, 324D LN
1912685	BEARING AS - NEEDLE BEARING	320C, 320C FM, 320D, 320D FM, 320D FM RR, 322C, 323D LN, 323D SA, 325C, 325C FM, 325D, 325D L, 325D MH, 329D, 329D L, 329D LN
1994582	BEARING AS- NEEDLE BEARING	318C, 318E L, 319C, 319D, 319D L, 319D LN, 320C, 321C, 321D LCR, 322B L, 322B LN, 323D L, 323D LN, 325B L, 325C, 328D LCR, 330C, 330C FM, 330C L, 330C MH, 330D, 330D FM, 330D L, 330D LN, 330D MH
1994583	BEARING AS -NEEDLE BEARING	325C, 328D LCR, 330C, 330C FM, 330C L, 330C MH, 330D, 330D L, 330D LN, 330D MH, 336D, 336D L, 336D LN, 345B II, 345C, 345C L, 345C MH, 345D, 345D L, 345D L VG, 349D, 349D L, 349E, 349E L
1994609	BEARING AS - NEEDLE	365B II, 365C, 365C L, 385B, 385C, 385C FS, 385C L, 385C L MH, 390D, 390D L, 390F L
1994669	BEARING AS- NEEDLE	365B II, 365C, 365C L, 385B, 385C, 385C FS, 385C L, 385C L MH, 390D, 390D L, 390F L
2H2213	BEARING-NEEDLE	16, 651, 657, 666, 768B, 769, 772, 773, D343, D379A
2H3822	BEARING	630B, 631C, 631E, 631G, 633C, 633E II, 637, 637B, 637D, 637E, 637G, 641B, 650B, 651, 651B, 651E, 657, 657B, 657E, 657G, 666, 772

## NEEDLE BEARINGS (CONT.)

Part No.	Description	Application
2H7023	BEARING-NEEDLE	BEARING
2K5830	BEARING-NEEDLE	120H, 120H ES, 120H NA, 120K, 120K 2, 12H, 12H ES, 12H NA, 12K, 135H, 135H NA, 140H, 140H ES, 140H NA, 140K, 140K 2, 143H, 14H, 14H NA, 160H, 160H ES, 160H NA, 160K, 163H, 163H NA, 16H, 16H NA, 173B
2L0611	BEARING	120G, 129, 245, 3208, 3406, 3408, 3508, 3512, 3516, 594, 814, 951B, 966C, D326F, D342, D4D, D5, D8K, D9H
2M1672	BEARING	16, 517, 527, 561H, 561M, 578, 583R, 587R, 589, 651, 657, 769, 772, 943, 953, 963, 963B, 973, D4H, D4H XL, D4HTSK II, D4HTSK III, D5H, D5H XL, D5HTSK II, D5M, D6H, D6H XL, D6M, D7H
2M5685	BEARING-NEEDLE	120G, 120H, 120H ES, 120H NA, 120K, 120K 2, 135H, 135H NA, 651, 657, 657B, 735, 769, 769C, 772, 772B, 773B, 773D, 773E, 773F, 773G, 773G LRC, 775B, 775D, 775E, 775F, 775G
2N7609	BEARING	120G, 12G, 130G, 140G, 14G, 14H, 14H NA, 160G, 16G, 16H, 16H NA, 772, D348
2P3187	BEARING	120G, 12G, 130G, 140G, 14G, 160G, 16G, 941, D4D
2P9858	BEARING	120G, 12G, 130G, 140G, 14G, 14H, 14H NA, 160G, 16G, 16H, 16H NA, 508, 578, 621E, 623E, 627E, 631E, 633E II, 637E, 651E, 657E, 834B, 836, 931B, 931C, 988B, 988F, 988F II, 992, 992C, 992D, 994, 994D
2S0669	BEARING NEEDLE	120G, 12G, 130G, 140G, 160G, 518C, 528, 528B, 530B, 572G, 613C, 613C II, 613G, 621, 621B, 621E, 621F, 621G, 621H, 621K, 621R, 623, 623B, 623E, 623F, 623G, 623H, 623K, 623K LRC, 627B, 627E, 627F, 627G
2637474	BEARING NEEDLE	324E, 324E L, 324E LN, 325D, 325D L, 329D L, 329D LN, 329E, 329E L, 329E LN, 938H, 950H, 950K, 962H, 962K, 966H, 966K, 972H, 972K, IT38H, IT62H, M325D L MH, M325D MH
2747469	BEARING-NEEDLE BEARING	776C, 776D, 777D, 777E, 777G, CX48-P2300, SPF343C, TH48-E80
2748628	BEARING NEEDLE	414E, 416E, 416F, 420E, 420F, 422E, 422F, 428E, 428F, 430E, 430F, 432E, 432F, 434E, 434F, 442E, 444E, 446B, 446D
2748629	BEARING NEEDLE	414E, 416E, 416F, 420E, 420F, 422E, 422F, 428E, 428F, 430E, 430F, 432E, 432F, 434E, 434F, 442E, 444E
2966247	BEARING AS - NEEDLE	328D LCR, 336D, 336D L, 336D LN, 336D2, 336D2 L, 336E, 336E H, 336E HVG, 336E L, 336E LH, 336E LN, 336F L, 340D L, 340D2 L
2966248	BEARING AS -NEEDLE BEARING	320D, 320D FM, 323D SA, 323E L, 325C, 325D, 325D L, 328D LCR, 329D, 329D L, 329D LN, 329E, 329E L, 329E LN, 336D, 336D L, 336D LN, 336D2, 336D2 L, 336E, 336E H, 336E HVG, 336E L, 336E LH, 336E LN
3J7584	BEARING ROLLER	183, 3306, 3612, 3616, 571G, 572G, 583K, 621, 651, 657, 769, 977K, 983, D333B, D334, D342, D342C, D6C, D7F, D7G, D7G2, D8H, D8K, D9G, D9H
3K6711	BEARING	12E, 16, 769, 772, 773
3S8022	BEARING NEEDLE	16G, 16H NA, 3406B, 3406C, 35, 375, 375 L, 45, 5080, 55, 578, 583R, 587R, 621E, 621F, 623E, 623F, 627B, 627E, 627F, 7155, 814B, 824C, 824G, 825G, 826C, 826G, 955K, 955L, 980C, 980F, 980F II, 980G
3S9032	BEARING	14E, 35, 45, 508, 55, PR-450C
3V3475	BEARING - NEEDLE BEARING	950B, 950B/950E
3106157	BEARING-PLANETARY	784B, 784C, 785B, 785C, 785D, 789B, 789C, 789D, 793B, 793C, 793D, 793F
3106158	BEARING-NEEDLE PLANETARY	784B, 784C, 785B, 785C, 785D, 789B, 789C, 789D, 793B, 793C, 793D, 793F, 793F CMD, 793F-XQ, 797, 797B, 993K, 994, 994D, 994F, 994H, D11R, D11T
3332915	BEARING AS	324D, 324D L, 324D LN, 324E, 324E L, 324E LN, 326D L
3332916	BEARING AS - NEEDLE	320D, 320D FM, 323D SA, 323E L, 324D, 324D L, 324D LN, 324E, 324E L, 324E LN, 325C, 325D, 325D L, 326D L, 329D, 329D L, 329D LN, 329E, 329E L, 329E LN
3332917	BEARING AS -NEEDLE BEARING	320D, 320D FM, 323D SA, 323E L, 324D, 324D L, 324D LN, 324E, 324E L, 324E LN, 325C, 325D, 325D L, 326D L, 329D, 329D L, 329D LN, 329E, 329E L, 329E LN
4B1933	BEARING	611, 615, 615C, 784B, 784C, 785, 785B, 785C, 955H, 955K, 955L, D10, D9E
4B2090	BEARING-NEEDLE	12E, 140B, 583H, D342, D342C, D348, D379, D379A, D398, D8H, G342C, G379



## NEEDLE BEARINGS (CONT.)

Part No.	Description	Application
4B3671	BEARING	14E, 16, 941, 951B, 955H, D8H
4B3672	BEARING NEEDLE	127, 24, 25, 571G, 572G, 583H, 583K, 619, 7241, D9E
4B3673	BEARING - NEEDLE	30, 561C, D5, D6C, D8H, D9E, D9G
4D3151	ROLLER A. BEARING	621, 621B, 621E, 621F, 621G, 621H, 621K, 623, 623E, 623F, 623G, 623H, 623K, 623K LRC, 627, 627B, 627E, 627F, 627G, 627H, 627K, 627K LRC, 637, 637B, 637D, 824B, 825B, 825C, 826B, 826C, 988, AD30, AD40
4J2667	BEARING - NEEDLE	120G, 120H, 120H ES, 120H NA, 12G, 12H, 12H ES, 12H NA, 130G, 135H, 135H NA, 140G, 140H, 140H ES, 140H NA, 143H, 14G, 14H, 14H NA, 160G, 160H, 160H ES, 160H NA, 163H NA, 16G, 16H, 16H NA, 657, 657B
4J3044	BEARING NEEDLE	140, 14E, 16, 615, 615C, 621, 621B, 621E, 623, 623E, 627, 627E, 631C, 631E, 633C, 637D, 637E, 641, 641B, 651E, 641B, 651E, 657, 657B, 657E, 844, 854G, 920, 930, 941, 950B, 951B, 963, 963B, 966D, 973, 980B, 980C
4J3047	BEARING ROLLER	16, 615, 615C, 621, 621B, 621E, 623, 623E, 627, 627E, 631C, 631E, 633C, 637D, 637E, 641, 641B, 651E, 657, 657B, 657E, 920, 930
4J3362	BEARING-NEEDLE	16, 824B, 825B, 988, D6H, D6H XL, D6H XR, D7H, D8N, D8R
4J3363	BEARING	16, 824B, 825B, 943, 953, 963, 963B, 973, 988
4M0546	BEARING	16, 163, 3306, 657, 769, 824, 824B, 834, 955H, 955K, 977H, 988, 992, D333B, D334, D342, D342C, D8H, D9G
4M3915	BEARING NEEDLE	14G, 14H, 14H NA, 16G, 16H, 16H NA, 30/30, 508, 518, 57, 578, 58, 594, 594H, 611, 613, 613B, 615, 615C, 621, 621B, 621E, 621F, 621G, 621H, 621K, 621R, 623, 623B, 623E, 623F, 623G, 623H, 623K, 623K
5B2113	BEARING	225, 235, 245, 350 L, 375, 5080, 583R, 589, 980B, 988, 992, D343, D348, D379, D379B, D398, D399
5D2989	BEARING-NEEDLE BEARING	16, 30/30, 578, 611, 615, 615C, 777B, 814B, 814F, 814F II, 815B, 815F, 815F II, 816F, 816F II, 966D, 966F, 966F II, 966G, 966G II, 970F, 972G, 972G II, 972H, 972K, 972M, 980C, 980F, 980F II, 980G
5D4614	BEARING A	12F, 14E, 615, 615C, D25C, D300B
5F0255	BEARING	120, 120B, 12E, 140, 140B, 14E, 583H, 621, 621B, 627, 627B, D8H
5F2830	BEARING-NEEDLE	621, 621B, 621E, 621F, 621G, 621R, 623B, 623E, 623F, 623G, 627, 627B, 627E, 627F, 627G, 630A, 630B, 631C, 631D, 631E, 631G, 633, 633C, 633D, 633E, 633E II, 637, 637B, 637D, 637E, 637G, 980, 980B
5F5363	BEARING	561C, 583H, 621B, 627B, 650B, 666, 666B, 977K, D343, D353C, D5, D6C, D7F, D8H, D8K, D9E
5L1100	BEARING THRUST	10B, 120G, 120H, 120H ES, 120H NA, 12G, 12H, 12H ES, 12H NA, 130G, 135H, 135H NA, 140G, 140H, 140H ES, 140H NA, 143H, 14G, 14H, 14H NA, 160G, 160H, 160H ES, 160H NA, 163H NA, 16G, 16H
5M0578	BEARING-NEEDLE	30/30, 35, 45, 518, 528, 55, 583T, 613C, 613C II, 613G, 637E, 641B, 65, 650B, 651E, 657E, 657G, 65C, 65E, 69D, 7155, 725, 725C, 730, 730C, 735, 735B, 740, 740B, 75, 75C, 75D, 75E, 768C, 769C, 769D
5M2051	NEEDLE BEARING	594H, 615, 615C, 627, 627B, 627E, 627F, 627G, 627H, 627K, 627K LRC, 631C, 631E, 631G, 633C, 633D, 633E II, 637B, 637D, 637E, 637G, 650B, 657B, 657E, 657G, 768C, 769C, 772B, 773B, 773D, 773E, 773F
5M2054	NEEDLE BEARING	120G, 12G, 130G, 140G, 16, 160G, 1676, 518, 621, 621B, 621E, 621F, 621G, 621H, 621K, 621R, 623, 623B, 623E, 623F, 623G, 623H, 623K, 623K LRC, 627, 627B, 627E, 627F, 627G, 627H, 627K, 627K LRC, 633
5M2055	BEARING	14G, 14H, 14H NA, 16G, 16H, 16H NA, 518, 518C, 528, 528B, 530B, 578, 583R, 589, 613C, 613C II, 613G, 910, 916, 920, 930, 931B, 931C, 931C II, 933, 941, 951B, D3B, D3C, D3C III, D4B, D4C, D4C III
5M5018	BEARING NEEDLE	120G, 12G, 130G, 140G, 14G, 14H, 14H NA, 160G, 16G, 16H, 16H NA, 24H, 24M, 621, 621B, 621E, 621F, 621G, 621H, 621K, 621R, 623, 623B, 623E, 623F, 623G, 623H, 623K, 623K LRC, 627, 627B, 627E, 627F, 627G
5M6126	BEARING NEEDLE	120G, 12G, 130G, 140G, 14E, 160G, 24H, 24M, 572G, 572R, 572R II, 578, 583R, 583T, 587R, 587T, 589, 623E, 623F, 623G, 623H, 627, 627B, 627E, 627F, 627G, 627H, 627K, 627K LRC, 631C, 631E, 631G, 633C
5M6228	BEARING-NEEDLE BEARING	16, 1693, 245, 3304, 3306, 3406, 3408, 3408B, 3408C, 3412, 3412C, 3412D, 515, 517, 518, 518C, 525, 527, 528B, 530B, 561H, 561M, 578, 583R, 587R, 589, 631E, 637D, 637E, 651, 651E, 657, 657B, 657E, 769
5M7925	BEARING-NEEDLE	16, 30/30, 578, 583R, 583T, 589, 776C, 776D, 777B, 777D, 777F, 777G, 784B, 784C, 785, 785B, 785C, 785D, 789, 789B, 789C, 789D, 793, 793B, 793C, 793D, 793F, 793F CMD, 793F-XQ, 824B, 824C

## NEEDLE BEARINGS (CONT.)

Part No.	Description	Application
5P0356	BEARING-NEEDLE	1674, 910, 931B, D3, D3B
5P0403	BEARING NEEDLE	24H, 24M, 824C, 824G, 824G II, 824H, 824K, 825G, 825G II, 825H, 825K, 826C, 826G, 826G II, 826H, 826K, 834B, 834G, 834H, 834K, 836, 836G, 836H, 836K, 931B, 980C, 980F, 980F II, 980G, 980G II, 980H
5P1901	BEARING	561D, 571G, 572G, D4E, D4E SR, D5B, D6D, D6E, D6E SR, D6F SR, D6G, D6G SR, D6G2 LGP, D6G2 XL, D7G, D7G2, D8K, D8N, D8R, D9H
5P3131	BEARING NEEDLE	517, 527, 561M, 561N, 910, 916, 926, 931B, 931C, 931C II, 933, 936, 936F, 950B, 950B/950E, 950F, 950F II, 950G, 950G II, 950H, 950K, 960F, 962G, 962G II, 962H, 962K, 966C, 966H, 966K, 966M, 966R, CX28
5P3133	BEARING - BALL BEARING	910, 916, 926, 931B, 931C, 931C II, 933, 939, D3B, D3C, D3C III, D4B, D4C, D4C III, D5C, D5C III, G910, G916, G926, IT12, IT18, IT18B, IT28, IT28B
5P3930	BEARING NEEDLE	517, 527, 561M, 561N, 572R, 572R II, 578, 583R, 583T, 587R, 587T, 735, 814B, 814F, 814F II, 815B, 815F, 815F II, 816F, 816F II, 936, 936F, 950B, 950B/950E, 950F, 950F II, 950G, 950G II, 950H, 950K
5P4055	BEARING - THRUST	773G, 775G, 776C, 776D, 777, 777B, 777D, 777F, 777G, 784B, 784C, 785, 785B, 785C, 785D, 854G, 854K, 992G, 992K, 993K
5P4887	BEARING	988B, 992C, D10N, D8L, D9L, D9N, D9R
5P6254	BEARING NEEDLE	30/30, 35, 45, 55, 589, 611, 615C, 776C, 776D, 777B, 777D, 777F, 777G, 834B, 966K, 966M XE, 972M XE, AD30, D10N, D10R, D10T, D10T2, D250B, D250E, D250E II, D25D, D300E, D300E II, D350E, D350E II, D400
5P6441	BEARING NEEDLE	777, D8L
5P6721	BEARING	322B, 325B, 345B L, 589, D10N, D8L, D9L, D9N, D9R, D9T
5P6724	BEARING	515, 525, 525B, 535B, 545, 578, 583R, 589, 814F, 814F II, 815F, 815F II, 816F, 816F II, 824G, 824G II, 824H, 825G, 825G II, 825H, 826G, 826G II, 826H, 834G, 834H, 836G, 836H, 844, 844H, 854G, 854K
5P6920	BEARING ROLLER	120H, 120H NA, 12H, 12H NA, 135H, 135H NA, 140H, 140H NA, 140K, 14H NA, 160H, 160H NA, 160K, 1673C, 215B, 235, 3114, 3116, 3126, 3126B, 3176, 3176B, 3176C, 3196, 3208, 320B, 325B L, 3304, 3304B, 3306
5P7661	BEARING NEEDLE	140, 153, 571G, 572G, 583R, 621E, 621F, 621G, 623E, 623F, 623G, 627E, 627F, 627G, 631E, 631G, 633E II, 637E, 637G, 651E, 657E, 657G, 69D, 735, 740, 769C, 769D, 770, 771C, 771D, 772, 772B, 773B, 773D
5P9345	BEARING	637E, 69D, 735, 735B, 740, 740B, 768C, 769C, 769D, 770, 770G, 771C, 771D, 772, 772G, 776C, 776D, 777B, 777D, 777F, 777G, AD40, AD45, AD45B, AD55, AE40, AE40 II, D400E II
5P9400	BEARING	621E, 621F, 621G, 623E, 623F, 623G, 627E, 627F, 627G, 631E, 631G, 633E II, 637E, 637G, 65, 651E, 657E, 657G, 65C, 65E, 69D, 735, 740, 75C, 75D, 75E, 769C, 769D, 770, 771C, 771D, 772, 772B, 773B, 773D
5P9949	BEARING	621, 621B, 621E, 621F, 621G, 621R, 623E, 623F, 623G, 627B, 627E, 627F, 627G
6D3787	BEARING NEEDLE ROLLER	153, 3176B, 3176C, 3196, 3304, 3304B, 3306, 3306B, 3406, 3406B, 3406C, 3406E, 3408, 3408C, 3408E, 3412, 3456, 3606, 3608, 3612, 3616, 561D, 561M, 572R, 578, 583R, 587R, 589, 621E, 623E, 627E, 631E
6D3886	BEARING-NEEDLE	12F, 12G, 14E, 14G, 16, 16G, 627B, 637D, 844, 844H, 854G, 854K, 933, 939, 990, 990 II, 990H, 992G, 992K, 994F, D10, D10N, D11N, D3C III, D4C III, D5C III, D8L, D9L, D9N, D9R
6D5974	BEARING ROLLER	12F, 12G, 141, 14E, 153, 16, 515, 518, 518C, 525, 525B, 525C, 528, 528B, 530B, 535B, 535C, 545, 545C, 561D, 571G, 572G, 578, 583K, 583R, 587R, 589, 594, 594H, 613, 613B, 613C, 615, 615C, 826B, 834B
6K4487	BEARING-NEEDLE	814, 815, 816, 966C
6K8088	BEARING NEEDLE	120G, 12G, 130G, 140G, 14G, 160G, 16G, 515, 518, 518C, 525, 525B, 528, 528B, 530B, 535B, 545, 561D, 572G, 578, 583K, 583R, 587R, 589, 65, 814, 814S, 815, 816, 824B, 824S, 834B, 836, 910, 910E, 910G
8H9585	BEARING	12E, 16, 561H, 561M, 561N, 769, 772, 773, 824, 955H, D320A, D4D, D7R, D7R II, D8T, PL61
8S0542	BEARING NEEDLE	215, 518, 910, 916, 920, 941, 951B, CS-643, D4D, IT18B
9H5205	BEARING	583H, 621, 623, 631C, 633C, 651, 657, 768B, 769, 772, 773, 814, 815, 966C, 977H, D8H, D9G
9S4775	NEEDLE BEARING	594, 931B, 931C, 931C II, 933, 935B, 939, D3B, D3C, D3C II, D3C III, D4C, D4C III, D5, D5C, D5C III, D6C, D7F, D8H, D9G
9S6266	BEARING	571G, 572G, 583K, 594H, D7F, D7G, D7G2, D8H, D9G
9S6465	BEARING-NEEDLE BRG.	508, 561C, 561M, 578, 583R, 587R, 589, 834B, 836, 902, 906, 908, 931B, 931C, 931C II, 933, 933C, 939, 939C, 941, 951B, 955K, 955L, 977L, 983B, 988B, 988F, 988F II, 992C, 992D, 994, 994D, D10, D10N

# BELTS & HOSES

Made from premium quality rubber compounds, CTP V-Belts are engineered to run maintenance free to keep your equipment operating without re-tensioning.

No other belt is manufactured with the same type of material or with the uniformity of our product, which allows for superior tensile strength and consistent performance.



## V-BELTS I



WIDTH	LENGTH	SINGLE	2 PACK	3 PACK	4 PACK	5 PACK	6 PACK
9.7mm	813mm	7N0510					
12.7mm	787mm	7C2163					
12.7mm	800mm	9L2266	9L2267				
12.7mm	851mm	0618384					
12.7mm	864mm	0366775					
12.7mm	876mm	7E0744					
12.7mm	889mm	0303289					
12.7mm	902mm	0372448					
12.7mm	914mm	0362176					
12.7mm	952mm	5L3979	5L3980				
12.7mm	967mm	1691221					
12.7mm	991mm	1N4635	2W0237				
12.7mm	1003mm	8N3504					
12.7mm	1016mm	7C8236					
12.7mm	1016mm	9L4896	9L6177				
12.7mm	1029mm	0015645					
12.7mm	1041mm	9L1126	9L1125				
12.7mm	1054mm	1P9744					
12.7mm	1054mm	4M6291	9L4226				
12.7mm	1080mm	0617139	2N1493				
12.7mm	1092mm	4N7335					
12.7mm	1105mm	1W5555	1N4223				
12.7mm	1105mm	9N1329		9N1330			
12.7mm	1118mm	0685590					
12.7mm	1118mm	1N3743					
12.7mm	1130mm	5L3834	5L3826				
12.7mm	1143mm	4L6060	3N4658				
12.7mm	1168mm	2P6819					
12.7mm	1168mm	9M1091	6L7954				
12.7mm	1181mm	4N9891					
12.7mm	1181mm	9Y1131					
12.7mm	1194mm	2P6818					
12.7mm	1194mm	8L8646					
12.7mm	1206mm	1W2934					
12.7mm	1206mm	6L3408	6L8161				
12.7mm	1219mm	9L2248	9L0619				
12.7mm	1232mm	6N3113	1110575				
12.7mm	1245mm	3K3408	5N6350				
12.7mm	1245mm	4P0454					
12.7mm	1257mm	1P4334	4N8580	7E9034			
12.7mm	1270mm	3P0130	9L6128				
12.7mm	1270mm	5M8137	8L8984				

Part numbers are used for reference purposes only.

Costex Tractor Parts Copyright © 2023. All rights reserved.

V BELTS (CONT.)

WIDTH	LENGTH	SINGLE	2 PACK	3 PACK	4 PACK	5 PACK	6 PACK
12.7mm	1283mm	2P6212					
12.7mm	1283mm	5L4996	5L4995				
12.7mm	1295mm	9Y6117					
12.7mm	1308mm	4N6130	4N8597				
12.7mm	1308mm	5M8135	3N1491	9S6760			
12.7mm	1321mm	9L0894	9L0895	9L1554			
12.7mm	1334mm	2P4191	7W3896				
12.7mm	1334mm	3S8448	3S8447	3N4079			
12.7mm	1346mm	5L3307	5L3308				
12.7mm	1359mm	3S6272	4N8771	8L4526			
12.7mm	1372mm	0617140	1303216				
12.7mm	1372mm	9L6125	9L6126	9L4322			
12.7mm	1397mm	8N0503					
12.7mm	1397mm	9L1553	9L1557	9L4034			
12.7mm	1410mm	2P4685					
12.7mm	1410mm	2S2743	2S2756	1143542			
12.7mm	1422mm	3S3964	5N9303				
12.7mm	1435mm	4N7610					
12.7mm	1448mm	9L1128	9L1127	9L3047			
12.7mm	1460mm	2P4230	7N8518				
12.7mm	1473mm	7L5001	9L1226				
12.7mm	1486mm	2S5218	2S9779	5N6098			
12.7mm	1499mm	6L5115	2N2297	6L5117			
12.7mm	1511mm	7E5798	7E5799				
12.7mm	1524mm	2S9506	9L1106	9L3599			
12.7mm	1524mm	4N2745					
12.7mm	1549mm	1P6868	9N3483				
12.7mm	1549mm	5N4692	6L4100	5N4693			
12.7mm	1575mm	8M8336	8M8341	9L4325			
12.7mm	1588mm	1P4313	6N0724				
12.7mm	1600mm	9L4479	688546	9L4480			
12.7mm	1626mm	2160349					
12.7mm	1626mm	8M8335	8M8340	9L3474			
12.7mm	1638mm	2P7333					
12.7mm	1651mm	4S6209	8S5154	5N4876			
12.7mm	1664mm	1S4699	1S4700				
12.7mm	1664mm	2P8720	9L6130	9L2850			
12.7mm	1689mm	1N4556					
12.7mm	1689mm	5S5249	4W8729				
12.7mm	1702mm	9L1130	9L1129	9L2527			
12.7mm	1714mm	2P6532					
12.7mm	1727mm	3S9652	1S1187	3S9653			
12.7mm	1740mm	4W8654	4W8655				
12.7mm	1753mm	1663352		1663360			
12.7mm	1753mm	5S5052	4W8662	9L2526			
12.7mm	1778mm		2S2481	9L5280			
12.7mm	1791mm	2P5617	2P5618	4N6999			
12.7mm	1803mm	6F2590	1S1208				
12.7mm	1816mm	7E6158		3196293			
12.7mm	1829mm	9L2519	6L6557	9L2520			
12.7mm	1842mm	1274766	1274767				

V BELTS (CONT.)

WIDTH	LENGTH	SINGLE	2 PACK	3 PACK	4 PACK	5 PACK	6 PACK
12.7mm	1842mm	1S4761	1S4760	5N2088			
12.7mm	1854mm	1N3795					
12.7mm	1854mm	8N2814		9L6080			
12.7mm	1880mm	1W9693					
12.7mm	1880mm	9L1629		9L1630	7L5093		
12.7mm	1905mm	1663353		1663361			
12.7mm	1905mm	5M0923					
12.7mm	1918mm	1N4555	6N3843				
12.7mm	1956mm	1663358		1663366			
12.7mm	1956mm	8M3092	1363646				
12.7mm	1981mm	8M0760	7C7204				
12.7mm	2007mm		7E6192				
12.7mm	2083mm	9Y1954					
12.7mm	2134mm	7E3898					
12.7mm	2184mm	1W8908					
12.7mm	2187mm	1170036					
12.7mm	2235mm	2136558					
12.7mm	2288mm	1170030					
13.3mm	1005mm	2516789					
13.3mm	1143mm	2553016					
13.3mm	1219mm	2552927					
14.3mm	1778mm	1986890					
14.3mm	2159mm	2019911					
15.9mm	1080mm	6B5653					
15.9mm	1232mm	6B2746					
15.9mm	1245mm	9L6653	9L6654				
15.9mm	1295mm	5B8473	9L0361				
15.9mm	1308mm	6N0341					
15.9mm	1422mm	4N8216	4N8217				
15.9mm	1448mm	9L6639	9L6640	9N1324			
15.9mm	1486mm	4N8220	4N6373	9N1325			
15.9mm	1499mm	9L6641	9L6642	2848095			
15.9mm	1549mm	9L6643	9L6644	6N6798	6N9159		
15.9mm	1562mm	4N2531	4N2532	5N0414			
15.9mm	1588mm	9L6645	9L6646				
15.9mm	1613mm	6N6657	8N0539	6N6656	6N6653		
15.9mm	1639mm	4N8218	9L6724	4N6423	6N0388		
15.9mm	1664mm	7C9001					
15.9mm	1664mm	9N1320	9N1327	9N2802			
15.9mm	1689mm	9L6647	9L6648	6N6652			
15.9mm	1740mm	6N7721					
15.9mm	1740mm	9L6649	9L6650	6N9158			
15.9mm	1752mm	7E7645		7E7646			
15.9mm	1778mm	6N6654	3R9346	6N6655			
15.9mm	1803mm	4N8221		3N8848			
15.9mm	1816mm	9L6651	9L6652	1643780	5N2346		
15.9mm	1829mm	6N0073		5N4751			
15.9mm	1854mm	4N8277	9L6725	4N8278	7W3222		
15.9mm	1892mm	6N6650		6N6651			
15.9mm	1918mm	4N8219	6N9144	4N6302			
15.9mm	1956mm	4P8088		4P8087			

Part numbers are used for reference purposes only.

Costex Tractor Parts Copyright © 2023. All rights reserved.



V BELTS (CONT.)

WIDTH	LENGTH	SINGLE	2 PACK	3 PACK	4 PACK	5 PACK	6 PACK
15.9mm	1981mm	6N7054		6N7053	1W0422		
15.9mm	2032mm	7W6129		7C2500	4W8510		
15.9mm	2057mm	6N5338	8N5509	6N5337			7W8137
15.9mm	2108mm	7W8132		1182018			7W8135
15.9mm	2134mm	4N8197	1W3711	4N8198	8N6710		
15.9mm	2135mm	2662372					
15.9mm	2159mm	7N8538	7N6602		7N4148		
15.9mm	2184mm	1N3464	1N3463	1292416			
15.9mm	2210mm	7N4828	7N4829		8N6696		8N6702
15.9mm	2235mm	7N2143	1W0530				
15.9mm	2261mm	8N6693	7N9417		8N6708		8N6699
15.9mm	2286mm	1W8044	1W8043		7W5258		7W5228
15.9mm	2388mm	8N6717			8N6718		8N6700
15.9mm	2413mm	5L7425			5L7426		7L7882
15.9mm	2438mm	8N6709			8N6707		8N6705
15.9mm	2464mm	8N6719			8N6713		8N6711
15.9mm	2515mm	2W5092		4W0752			7W5229
17.5mm	1143mm	5L1584					
17.5mm	1181mm	1S5138					
17.5mm	1206mm	5M5345					
17.5mm	1232mm	3L9717	5L4660				
17.5mm	1334mm	7M0169					
17.5mm	1372mm	3S8402					
17.5mm	1511mm	7M3921					
17.5mm	1562mm	3P0025	7M6104				
17.5mm	1575mm	4M6292	7S9807				
17.5mm	1613mm	1P2421	1P2423				
17.5mm	1651mm	5M2733	7S9811				
17.5mm	1676mm	7S9859	7S9860				
17.5mm	1689mm	8M1715	8M1714	3N8258			
17.5mm	1727mm	5S9505	5S9078				
17.5mm	1753mm	5S9506	5S9079				
17.5mm	1791mm	5M6096	5M5343				
17.5mm	1803mm	4M9386	7M5535		4N4105		
17.5mm	1854mm	2P6139	2P6140				
17.5mm	1880mm	2P2356	2P2357				
17.5mm	1930mm	7S8349	7S8350				
17.5mm	2007mm	4M9072		5R2455			
17.5mm	2057mm	2S9911		2S8268			
17.5mm	2083mm	7M7373		4N1745			
17.5mm	2108mm	2S5279		3S9646			
17.5mm			1252948				
17.5mm	1359mm	7N3948	7N3949	2N8612			
17.5mm	1410mm	4L4648		7L7020			
19.1mm	1588mm	2P6141	2P6142				
19.1mm	1626mm	2M8502	7M6100				
19.1mm	1638mm	4S7755	4S7754				
19.1mm	1702mm	2L2991	1S1126				
19.1mm	1778mm	7S9809	7S9810				
19.1mm	1842mm	9M6934	9M6933				
19.1mm	2108mm	7N3966	2W8952		7N3965		

V BELTS (CONT.)

WIDTH	LENGTH	SINGLE	2 PACK	3 PACK	4 PACK	5 PACK	6 PACK
22.3mm	1232mm	5F7676					
22.3mm	1308mm	5H9857					
22.3mm	1410mm	9F1899	7M4711				
22.3mm	1422mm	1L5514	1S1127				
22.3mm	1448mm	5L9902	4N6529				
22.3mm	1460mm	9Y0290	9Y0291				
22.3mm	1486mm	8F5164	7M4715				
22.3mm	1499mm	8M9708					
22.3mm	1511mm	4M8218	4P4905				
22.3mm	1549mm	3S2347	2P2369				
22.3mm	1575mm	5M5347	8N4128				
22.3mm	1600mm	4F6390	7M4716				
22.3mm	1626mm	2P1272	2P1388				
22.3mm	1638mm	6N3636	6N3637				
22.3mm	1676mm	7M7477	4N3587	7M7476			
22.3mm	1689mm	3L7540	7L7099				
22.3mm	1702mm	2H1383		7M7864			
22.3mm	1714mm	2M8183	5L5015				
22.3mm	1753mm	9M7220	9M7221	2S6913			
22.3mm	1765mm	5H4207	3P0071				
22.3mm	1778mm	4M5429	7M4706				
22.3mm	1803mm	4M5413	7M4707	5L5656			
22.3mm	1816mm	7B0344	7M4719				
22.3mm	1842mm	5H1678	7M4705				
22.3mm	1930mm	7H9806	7M4717				
22.3mm	1943mm	2M7863	7M4703	7M4704			
22.3mm	1956mm	1H6929	7M4718				
22.3mm	1969mm	3L7539	5L5014	2S6168			
22.3mm	1994mm	8B3546	7M4721				
22.3mm	2032mm	9M7800	9M7801	2S5653			
22.3mm	2108mm	4S7796		4S9791			
22.3mm	2159mm	5H7371	7M4710	2P8624			
22.3mm	2184mm	7C3560	7C3559				
22.3mm	2210mm	1M7303	2W8951	7M4701			
22.3mm	2286mm	5B9790	1S1207		6N7575		
22.3mm	2337mm	4W7507	4W7508				
22.3mm	2591mm	7W1664			7W1665		
22.3mm	2718mm	4W5092			1804526	4W5091	1029928
22.3mm	2870mm	9Y8466					9Y8467
23.9mm	1588mm	5M5965	2P2696				
23.9mm	1651mm	1L5681	7M0981				
23.9mm	1880mm		7M0185				
9.7mm	813mm	7N0510					
12.7mm	1003mm	8N3504					
12.7mm	1016mm	7C8236					
12.7mm	1016mm	9L4896	9L6177				
12.7mm	1029mm	0015645					
12.7mm	1041mm	9L1126	9L1125				
12.7mm	1054mm	1P9744					
12.7mm	1054mm	4M6291	9L4226				
12.7mm	1080mm	0617139	2N1493				

Part numbers are used for reference purposes only.

Costex Tractor Parts Copyright © 2023. All rights reserved.

V BELTS (CONT.)

WIDTH	LENGTH	SINGLE	2 PACK	3 PACK	4 PACK	5 PACK	6 PACK
12.7mm	1092mm	4N7335					
12.7mm	1092mm	9L4012	9L4013				
12.7mm	1105mm	1W5555	1N4223				
12.7mm	1105mm	9N1329		9N1330			
12.7mm	1118mm	0685590					
12.7mm	1118mm	1N3743					
12.7mm	1130mm	5L3834	5L3826				
12.7mm	1143mm	4L6060	3N4658				
12.7mm	1168mm	2P6819					
12.7mm	1168mm	9M1091	6L7954				
12.7mm	1181mm	4N9891					
12.7mm	1181mm	9Y1131					
12.7mm	1194mm	2P6818					
12.7mm	1194mm	8L8646					
12.7mm	1206mm	1W2934					
12.7mm	1206mm	6L3408	6L8161				
12.7mm	1219mm	9L2248	9L0619				
12.7mm	1232mm	6N3113	1110575				
12.7mm	1245mm	3K3408	5N6350				
12.7mm	1245mm	4P0454					
12.7mm	1257mm	1P4334	4N8580	7E9034			
12.7mm	1270mm	3P0130	9L6128				
12.7mm	1270mm	5M8137	8L8984				
12.7mm	1272mm	2754909					
12.7mm	1283mm	2P6212					
12.7mm	1283mm	5L4996	5L4995				
12.7mm	1295mm	9Y6117					
12.7mm	1308mm	4N6130	4N8597				
12.7mm	1308mm	5M8135	3N1491	9S6760			
12.7mm	1321mm	9L0894	9L0895	9L1554			
12.7mm	1334mm	2P4191	7W3896				
12.7mm	1334mm	3S8448	3S8447	3N4079			
12.7mm	1337mm		1285250				
12.7mm	1346mm	5L3307	5L3308				
12.7mm	1359mm	3S6272	4N8771	8L4526			
12.7mm	1372mm	0617140	1303216				
12.7mm	1372mm	9L6125	9L6126	9L4322			
12.7mm	1397mm	8N0503					
12.7mm	1397mm	9L1553	9L1557	9L4034			
12.7mm	1410mm	2P4685					
12.7mm	1410mm	2S2743	2S2756	1143542			
12.7mm	1422mm	3S3964	5N9303				
12.7mm	1435mm	4N7610					
12.7mm	1448mm	9L1128	9L1127	9L3047			
12.7mm	1460mm	2P4230	7N8518				
12.7mm	1473mm	7L5001	9L1226				
12.7mm	1486mm	2S5218	2S9779	5N6098			
12.7mm	1499mm	6L5115	2N2297	6L5117			
12.7mm	1511mm	7E5798	7E5799				
12.7mm	1524mm	2S9506	9L1106	9L3599			
12.7mm	1524mm	4N2745					

V BELTS (CONT.)

WIDTH	LENGTH	SINGLE	2 PACK	3 PACK	4 PACK	5 PACK	6 PACK
12.7mm	1549mm	1P6868	9N3483				
12.7mm	1549mm	5N4692	6L4100	5N4693			
12.7mm	1575mm	8M8336	8M8341	9L4325			
12.7mm	1588mm	1P4313	6N0724				
12.7mm	1600mm	9L4479	688546	9L4480			
12.7mm	1626mm	2160349					
12.7mm	1626mm	8M8335	8M8340	9L3474			
12.7mm	1638mm	2P7333					
12.7mm	1651mm	4S6209	8S5154	5N4876			
12.7mm	1664mm	1S4699	1S4700				
12.7mm	1664mm	2P8720	9L6130	9L2850			
12.7mm	1689mm	1N4556					
12.7mm	1689mm	5S5249	4W8729				
12.7mm	1702mm	9L1130	9L1129	9L2527			
12.7mm	1714mm	2P6532					
12.7mm	1727mm	3S9652	1S1187	3S9653			
12.7mm	1727mm	1996602					
12.7mm	1740mm	4W8654	4W8655				
12.7mm	1753mm	1663352		1663360			
12.7mm	1753mm	5S5052	4W8662	9L2526			
12.7mm	1778mm		2S2481	9L5280			
12.7mm	1791mm	2P5617	2P5618	4N6999			
12.7mm	1803mm	6F2590	1S1208				
12.7mm	1803mm	1663351		1663359			
12.7mm	1816mm	7E6158		3196293			
12.7mm	1829mm	9L2519	6L6557	9L2520			
12.7mm	1842mm	1274766	1274767				
12.7mm	1842mm	1S4761	1S4760	5N2088			
12.7mm	1854mm	1N3795					
12.7mm	1854mm	8N2814		9L6080			
12.7mm	1880mm	1W9693					
12.7mm	1880mm	9L1629		9L1630	7L5093		
12.7mm	1905mm	1663353		1663361			
12.7mm	1905mm	5M0923					
12.7mm	1918mm	1N4555	6N3843				
12.7mm	1956mm	1663358		1663366			
12.7mm	1956mm	8M3092	1363646				
12.7mm	1981mm	8M0760	7C7204				
12.7mm	2007mm		7E6192				
12.7mm	2032mm		7E1364				
12.7mm	2083mm	9Y1954					
12.7mm	2134mm	7E3898					
12.7mm	2184mm	1W8908					
12.7mm	2187mm	1170036					
12.7mm	2235mm	2136558					
12.7mm	2288mm	1170030					
12.7mm	787mm	7C2163					
12.7mm	800mm	9L2266	9L2267				
12.7mm	851mm	0618384					
12.7mm	864mm	0366775					
12.7mm	876mm	7E0744					

Part numbers are used for reference purposes only.

Costex Tractor Parts Copyright © 2023. All rights reserved.

V BELTS (CONT.)

WIDTH	LENGTH	SINGLE	2 PACK	3 PACK	4 PACK	5 PACK	6 PACK
12.7mm	889mm	0303289					
12.7mm	902mm	0372448					
12.7mm	914mm	0362176					
12.7mm	952mm	5L3979	5L3980				
12.7mm	967mm	1691221					
12.7mm	991mm	1N4635	2W0237				
13.3mm	1005mm	2516789					
13.3mm	1143mm	2553016					
13.3mm	1219mm	2552927					
14.3mm	1778mm	1986890					
14.3mm	2159mm	2019911					
15.9mm	1080mm	6B5653					
15.9mm	1232mm	6B2746					
15.9mm	1245mm	9L6653	9L6654				
15.9mm	1295mm	5B8473	9L0361				
15.9mm	1308mm	6N0341					
15.9mm	1422mm	4N8216	4N8217				
15.9mm	1448mm	9L6639	9L6640	9N1324			
15.9mm	1486mm	4N8220	4N6373	9N1325			
15.9mm	1499mm	9L6641	9L6642	2848095			
15.9mm	1524mm	4P1666	4P1667				
15.9mm	1549mm	9L6643	9L6644	6N6798	6N9159		
15.9mm	1562mm	4N2531	4N2532	5N0414			
15.9mm	1588mm	9L6645	9L6646				
15.9mm	1613mm	6N6657	8N0539	6N6656	6N6653		
15.9mm	1639mm	4N8218	9L6724	4N6423	6N0388		
15.9mm	1664mm	7C9001					
15.9mm	1664mm	9N1320	9N1327	9N2802			
15.9mm	1689mm	9L6647	9L6648	6N6652			
15.9mm	1740mm	6N7721					
15.9mm	1740mm	9L6649	9L6650	6N9158			
15.9mm	1752mm	7E7645		7E7646			
15.9mm	1778mm	6N6654	3R9346	6N6655			
15.9mm	1803mm	4N8221		3N8848			
15.9mm	1816mm	9L6651	9L6652	1643780	5N2346		
15.9mm	1829mm	6N0073		5N4751			
15.9mm	1854mm	4N8277	9L6725	4N8278	7W3222		
15.9mm	1892mm	6N6650		6N6651			
15.9mm	1905mm	3R9089			3R9090		
15.9mm	1918mm	4N8219	6N9144	4N6302			
15.9mm	1956mm	4P8088		4P8087			
15.9mm	1981mm	6N7054		6N7053	1W0422		
15.9mm	2007mm	4W6256		2167877			
15.9mm	2032mm	7W6129		7C2500	4W8510		
15.9mm	2057mm	6N5338	8N5509	6N5337			7W8137
15.9mm	2083mm	7N7056			7N7055		
15.9mm	2108mm	7W8132		1182018			7W8135
15.9mm	2134mm	4N8197	1W3711	4N8198	8N6710		
15.9mm	2135mm	2662372					
15.9mm	2159mm	7N8538	7N6602		7N4148		
15.9mm	2184mm	1N3464	1N3463	1292416			

V BELTS (CONT.)

WIDTH	LENGTH	SINGLE	2 PACK	3 PACK	4 PACK	5 PACK	6 PACK
15.9mm	2210mm	7N4828	7N4829		8N6696		8N6702
15.9mm	2235mm	7N2143	1W0530				
15.9mm	2261mm	8N6693	7N9417		8N6708		8N6699
15.9mm	2286mm	1W8044	1W8043		7W5258		7W5228
15.9mm	2388mm	8N6717			8N6718		8N6700
15.9mm	2413mm	5L7425			5L7426		7L7882
15.9mm	2438mm	8N6709			8N6707		8N6705
15.9mm	2464mm	8N6719			8N6713		8N6711
15.9mm	2515mm	2W5092		4W0752			7W5229
15.9mm	2718mm	7N3119				7N3120	1N4095
15.9mm	2819mm	1N4089					1N4098
17.5mm	1143mm	5L1584					
17.5mm	1181mm	1S5138					
17.5mm	1206mm	5M5345					
17.5mm	1232mm	3L9717	5L4660				
17.5mm	1334mm	7M0169					
17.5mm	1359mm	7N3948	7N3949	2N8612			
17.5mm	1372mm	3S8402					
17.5mm	1410mm	4L4648		7L7020			
17.5mm	1511mm	7M3921					
17.5mm	1562mm	3P0025	7M6104				
17.5mm	1575mm	4M6292	7S9807				
17.5mm	1613mm	1P2421	1P2423				
17.5mm	1651mm	5M2733	7S9811				
17.5mm	1676mm	7S9859	7S9860				
17.5mm	1689mm	8M1715	8M1714	3N8258			
17.5mm	1727mm	5S9505	5S9078				
17.5mm	1753mm	5S9506	5S9079				
17.5mm	1791mm	5M6096	5M5343				
17.5mm	1803mm	4M9386	7M5535		4N4105		
17.5mm	1854mm	2P6139	2P6140				
17.5mm	1880mm	2P2356	2P2357				
17.5mm	1892mm	6N2349	6N2348				
17.5mm	1930mm	7S8349	7S8350				
17.5mm	2007mm	4M9072		5R2455			
17.5mm	2019mm	4N4789			4N4773		
17.5mm	2057mm	2S9911		2S8268			
17.5mm	2083mm	7M7373		4N1745			
17.5mm	2108mm	2S5279		3S9646			
17.5mm	2616mm	1690146			1690147		
17.5mm	2642mm	1152459			1152460		
17.5mm	2692mm	1275564			1275563		
17.5mm	N/A		1252948				
19.1mm	1588mm	2P6141	2P6142				
19.1mm	1626mm	2M8502	7M6100				
19.1mm	1638mm	4S7755	4S7754				
19.1mm	1702mm	2L2991	1S1126				
19.1mm	1778mm	7S9809	7S9810				
19.1mm	1842mm	9M6934	9M6933				
19.1mm	2108mm	7N3966	2W8952		7N3965		
22.3mm	1232mm	5F7676					

Part numbers are used for reference purposes only.

Costex Tractor Parts Copyright © 2023. All rights reserved.



V BELTS (CONT.)

WIDTH	LENGTH	SINGLE	2 PACK	3 PACK	4 PACK	5 PACK	6 PACK
22.3mm	1308mm	5H9857					
22.3mm	1372mm	7E5096	7E5097				
22.3mm	1384mm	9Y8865	9Y8864				
22.3mm	1397mm	7E5114	7E5113				
22.3mm	1410mm	9F1899	7M4711				
22.3mm	1422mm	1L5514	1S1127				
22.3mm	1448mm	5L9902	4N6529				
22.3mm	1460mm	9Y0290	9Y0291				
22.3mm	1486mm	8F5164	7M4715				
22.3mm	1499mm	8M9708					
22.3mm	1511mm	4M8218	4P4905				
22.3mm	1549mm	3S2347	2P2369				
22.3mm	1575mm	5M5347	8N4128				
22.3mm	1600mm	4F6390	7M4716				
22.3mm	1626mm	2P1272	2P1388				
22.3mm	1638mm	6N3636	6N3637				
22.3mm	1676mm	7M7477	4N3587	7M7476			
22.3mm	1689mm	3L7540	7L7099				
22.3mm	1702mm	2H1383		7M7864			
22.3mm	1714mm	2M8183	5L5015				
22.3mm	1753mm	9M7220	9M7221	2S6913			
22.3mm	1765mm	5H4207	3P0071				
22.3mm	1778mm	4M5429	7M4706				
22.3mm	1803mm	4M5413	7M4707	5L5656			
22.3mm	1816mm	7B0344	7M4719				
22.3mm	1842mm	5H1678	7M4705				
22.3mm	1854mm	5H7448	7M4702				
22.3mm	1867mm	3P0099	3P0098				
22.3mm	1918mm	2M8255	8S1475	7M4947			
22.3mm	1930mm	7H9806	7M4717				
22.3mm	1943mm	2M7863	7M4703	7M4704			
22.3mm	1956mm	1H6929	7M4718				
22.3mm	1969mm	3L7539	5L5014	2S6168			
22.3mm	1994mm	8B3546	7M4721				
22.3mm	2007mm	8M0959	8M0934				
22.3mm	2032mm	9M7800	9M7801	2S5653			
22.3mm	2084mm	3L9489	6L1987				
22.3mm	2108mm	4S7796		4S9791			
22.3mm	2159mm	5H7371	7M4710	2P8624			
22.3mm	2184mm	7C3560	7C3559				
22.3mm	2210mm	1M7303	2W8951	7M4701			
22.3mm	2235mm	2W6765	2W6766				
22.3mm	2286mm	5B9790	1S1207		6N7575		
22.3mm	2311mm	1100375	1245113				
22.3mm	2337mm	4W7507	4W7508				
22.3mm	2388mm	1100376	1233995				
22.3mm	2540mm	6B9737	7M4720				7W6471
22.3mm	2591mm	7W1664			7W1665		
22.3mm	2718mm	4W5092			1804526	4W5091	1029928
22.3mm	2769mm	1235890			1235889		
22.3mm	2870mm	9Y8466					9Y8467

V BELTS (CONT.)

WIDTH	LENGTH	SINGLE	2 PACK	3 PACK	4 PACK	5 PACK	6 PACK
23.9mm	1588mm	5M5965	2P2696				
23.9mm	1651mm	1L5681	7M0981				
23.9mm	1880mm		7M0185				
23.9mm	1892mm	2217006	2217007				
23.9mm	2019mm		5R7276	7M0305			
23.9mm	2057mm	3L6052	8M8681	3S7520	6N1551		
25.5mm	1270mm	4F7956					
25.5mm	1334mm	5H4239					
31.8mm	1537mm	7B2774					
31.8mm	1562mm	8H7180					
31.8mm	1651mm	1H3592	6L6552				

V-BELT KOMATSU®

Part No.	Application
04120-21740	CD60R, D475A, PC1800, PC2000, PC750, PC750SE, PC800, PC800SE, PW100, PW100N, PW100NS, PW100S, S4D102E, SAA6D170E, WA100, WA100M, WA100SS, WA100SSS, WA150, WA600, WA700, WD600
04120-21754	6D95L, CS210, D31E, D31P, D31PL, D31PLL, D31Q, D31S, D355A, D37A, D50A, D50P, D53A, D53P, D58E, D58P, D60P, D65E, D65EX, D65P, D65PX, D85EX, D85MS, D85PX, SAA6D125E, WA470, WA480
04120-21763	GD505A, GD521A, HD325, HD465, HD605, PC1250, PC1250SE, PC1250SP, WA500, WA600, WA700, WD600
04120-21951	D475A, D475ASD, HD785, HD985, PC2000, SA12V140, SAA12V140E, SDA12V140, SDA12V140E, WA800, WA900
04120-31933	D275A, D375A, S6D170, S6D170E, SA6D170, SA6D170E
6245-81-6360	D375A, HD465, HD605, PC1250, PC1250SP, SAA6D170E, WA600, WD600

V-BELT SET KOMATSU® 2 PACK

Part No.	Application
04121-22264	BR580JG, EGS360,380, GD655, GD675, NT, NTO, PC400, PC450, PC550, S4D120, S6D108, SAA6D125E
600-736-9680	D155A, D155C, D275A, D355C, S6D140E, SA6D140, SA6D140E, SAA6D140E, SDA6D140E
6212-85-6840	D155A, D155AX, D155C, D275A, D275AX, D355C, HD325, HD405, HM350, HM400, PC1600SP, PC1800, PC750, PC750SE, PC800, S6D140E, SA6D140, SA6D140E

V-BELT SET KOMATSU® 3 PACK

Part No.	Application
04122-22575	D155C, D355C, D375A, SA6D140, SA6D170E, SAA6D170E, WA600, WA700, WD600
04122-32575	D355C, D375A, SA6D140, SA6D170E, SAA6D170E, WD600

BELTS BY SIZE

Width		Length		Part No.
Inches	MM	Inches	MM	
1/2"	12.7	33.5	851	0618384
1/2"	12.7	34.5	876	7E0744
1/2"	12.7	35	889	0303289

Width		Length		Part No.
Inches	MM	Inches	MM	
1/2"	12.7	37.5	952	5L3979
1/2"	12.7	37.5	952	5L3980
1/2"	12.7	39	991	1N4635

Part numbers are used for reference purposes only.

Costex Tractor Parts Copyright © 2023. All rights reserved.

BELTS BY SIZE (CONT.)

Width		Length		Part No.
Inches	MM	Inches	MM	
1/2"	12.7	43.5	1105	9N1329
1/2"	12.7	43.5	1105	1N4223
1/2"	12.7	43.5	1105	9N1330
1/2"	12.7	44	1118	1N3743
1/2"	12.7	44.5	1130	5L3834
1/2"	12.7	45	1143	4L6060
1/2"	12.7	45	1143	3N4658
1/2"	12.7	46	1168	9M1091
1/2"	12.7	46	1168	6L7954
1/2"	12.7	47.5	1206	6L3408
1/2"	12.7	48	1219	9L2248
1/2"	12.7	48	1219	9L0619
1/2"	12.7	48.5	1232	6N3113
1/2"	12.7	49	1245	4P0454
1/2"	12.7	49	1245	3K3408
1/2"	12.7	49	1245	5N6350
1/2"	12.7	49.5	1257	1P4334
1/2"	12.7	49.5	1257	4N8580
1/2"	12.7	50	1270	3P0130
1/2"	12.7	50	1270	5M8137
1/2"	12.7	50	1270	8L8984
1/2"	12.7	50	1270	9L6128
1/2"	12.7	50.5	1283	2P6212
1/2"	12.7	51.5	1308	4N6130
1/2"	12.7	51.5	1308	5M8135
1/2"	12.7	51.5	1308	5M8135
1/2"	12.7	51.5	1308	3N1491
1/2"	12.7	51.5	1308	9S6760
1/2"	12.7	52	1321	9L0894
1/2"	12.7	52	1321	9L0895
1/2"	12.7	52.5	1334	2P4191
1/2"	12.7	52.5	1334	3S8448
1/2"	12.7	53.5	1359	3S6272
1/2"	12.7	53.5	1359	3S6272
1/2"	12.7	53.5	1359	4N8771
1/2"	12.7	53.5	1359	8L4526
1/2"	12.7	54	1372	0617140
1/2"	12.7	55	1397	8N0503
1/2"	12.7	55	1397	9L1553
1/2"	12.7	55.5	1410	2S2743
1/2"	12.7	55.5	1410	2S2743
1/2"	12.7	56.5	1435	4N7610
1/2"	12.7	57	1448	9L1128
1/2"	12.7	57	1448	9L3047
1/2"	12.7	57.5	1460	4W6025
1/2"	12.7	57.5	1460	7N8518
1/2"	12.7	58	1473	7L5001
1/2"	12.7	58	1473	9L1226
1/2"	12.7	58.5	1486	2S5218
1/2"	12.7	59	1499	6L5115

Width		Length		Part No.
Inches	MM	Inches	MM	
1/2"	12.7	60	1524	2S9506
1/2"	12.7	60	1524	9L1106
1/2"	12.7	61	1549	5N4692
1/2"	12.7	62	1575	8M8336
1/2"	12.7	62	1575	8M8341
1/2"	12.7	63	1600	9L4479
1/2"	12.7	63	1600	9L4479
1/2"	12.7	64.5	1638	2P7333
1/2"	12.7	65	1651	4S6209
1/2"	12.7	65.5	1664	2P8720
1/2"	12.7	65.5	1664	1S4699
1/2"	12.7	65.5	1664	1S4700
1/2"	12.7	65.5	1664	9L6130
1/2"	12.7	66.5	1689	5S5249
1/2"	12.7	66.5	1689	4W8729
1/2"	12.7	67	1702	9L1130
1/2"	12.7	68	1727	3S9652
1/2"	12.7	68	1727	1S1187
1/2"	12.7	68.5	1740	4W8654
1/2"	12.7	69	1753	5S5052
1/2"	12.7	69	1753	5S5052
1/2"	12.7	69	1753	4W8662
1/2"	12.7	69	1753	9L2526
1/2"	12.7	70	1778	2S2481
1/2"	12.7	70.5	1791	2P5618
1/2"	12.7	72	1829	9L2520
1/2"	12.7	72.5	1842	1S4761
1/2"	12.7	74	1880	9L1629
1/2"	12.7	75	1905	5M0923
1/2"	12.7	75.5	1918	1N4555
1/2"	12.7	78	1981	8M0760
1/2"	12.7	79	2007	7E6192
1/2"	12.7	82	2083	9Y1954
1/2"	12.7	84	2134	7E3898
11/16"	17.5	45.5	1156	8P3064
11/16"	17.5	49	1245	9L6653
11/16"	17.5	49	1245	9L6654
11/16"	17.5	51	1295	5B8473
11/16"	17.5	51.5	1308	6N0341
11/16"	17.5	53.5	1359	7N3949
11/16"	17.5	54	1372	8L5137
11/16"	17.5	55.5	1410	7L7020
11/16"	17.5	56	1422	4N8216
11/16"	17.5	56	1422	4N8217
11/16"	17.5	57	1448	9L6639
11/16"	17.5	58.5	1486	4N8220
11/16"	17.5	58.5	1486	4N6373
11/16"	17.5	59	1499	9L6641
11/16"	17.5	59	1499	9L6642

BELTS BY SIZE (CONT.)

Width		Length		Part No.
Inches	MM	Inches	MM	
11/16"	17.5	61	1549	9L6643
11/16"	17.5	61.5	1562	4N2531
11/16"	17.5	61.5	1562	4N2532
11/16"	17.5	62.5	1588	9L6645
11/16"	17.5	63.5	1613	6N6657
11/16"	17.5	64.5	1639	4N8218
11/16"	17.5	64.5	1639	9L6724
11/16"	17.5	65.5	1664	7C9001
11/16"	17.5	65.5	1664	9N1320
11/16"	17.5	66.5	1689	9L6647
11/16"	17.5	66.5	1689	9L6647
11/16"	17.5	66.5	1689	6N6652
11/16"	17.5	66.5	1689	9L6648
11/16"	17.5	68.5	1740	9L6649
11/16"	17.5	68.5	1740	9L6649
11/16"	17.5	68.5	1740	6N9158
11/16"	17.5	68.5	1740	9L6650
11/16"	17.5	70	1778	6N6654
11/16"	17.5	71	1803	4N8221
11/16"	17.5	71.5	1816	9L6651
11/16"	17.5	72	1829	6N0073
11/16"	17.5	73	1854	4N8277
11/16"	17.5	74.5	1892	6N6650
11/16"	17.5	75.5	1918	4N8219
11/16"	17.5	77	1956	4P8088
11/16"	17.5	78	1981	6N7054
11/16"	17.5	78	1981	6N7053
11/16"	17.5	80	2032	7W6129
11/16"	17.5	80	2032	7C2500
11/16"	17.5	81	2057	6N5338
11/16"	17.5	81	2057	6N5337
11/16"	17.5	83	2108	7W8132
11/16"	17.5	84	2134	4N8197
11/16"	17.5	84	2134	4N8197
11/16"	17.5	84	2134	1W3711
11/16"	17.5	84	2134	4N8198
11/16"	17.5	85	2159	7N8538
11/16"	17.5	86	2184	1N3464
11/16"	17.5	87	2210	7N4828
11/16"	17.5	87	2210	7N4829
11/16"	17.5	88	2235	7N2143
11/16"	17.5	89	2261	8N6693
11/16"	17.5	90	2286	1W8044
11/16"	17.5	90	2286	1W8044
11/16"	17.5	90	2286	1W8043
11/16"	17.5	90	2286	1W8043
11/16"	17.5	94	2388	8N6717
11/16"	17.5	95	2413	5L7425
11/16"	17.5	96	2438	8N6709

Width		Length		Part No.
Inches	MM	Inches	MM	
11/16"	17.5	96	2438	8N6705
11/16"	17.5	97	2464	8N6719
11/16"	17.5	99	2515	2W5092
3/4"	19.1	47.5	1206	5M5345
3/4"	19.1	54	1372	3S8402
3/4"	19.1	59.5	1511	7M3921
3/4"	19.1	61.5	1562	3P0025
3/4"	19.1	62	1575	4M6292
3/4"	19.1	62.5	1588	2P6142
3/4"	19.1	64	1626	7M6100
3/4"	19.1	64.5	1638	4S7754
3/4"	19.1	65	1651	5M2733
3/4"	19.1	66	1676	7S9859
3/4"	19.1	66.5	1689	8M1715
3/4"	19.1	66.5	1689	8M1714
3/4"	19.1	67	1702	1S1126
3/4"	19.1	68	1727	5S9505
3/4"	19.1	68	1727	5S9078
3/4"	19.1	69	1753	5S9506
3/4"	19.1	70	1778	7S9810
3/4"	19.1	70.5	1791	5M6096
3/4"	19.1	70.5	1791	5M5343
3/4"	19.1	71	1803	4M9386
3/4"	19.1	72.5	1842	9M6934
3/4"	19.1	72.5	1842	9M6933
3/4"	19.1	73	1854	2P6139
3/4"	19.1	73	1854	2P6140
3/4"	19.1	74	1880	2P2356
3/4"	19.1	74	1880	2P2357
3/4"	19.1	76	1930	7S8349
3/4"	19.1	79	2007	4M9072
3/4"	19.1	81	2057	2S9911
3/4"	19.1	81	2057	2S8268
3/4"	19.1	82	2083	7M7373
3/4"	19.1	83	2108	2S5279
3/4"	19.1	83	2108	2W8952
15/16"	23.9	55.5	1410	9F1899
15/16"	23.9	55.5	1410	7M4711
15/16"	23.9	56	1422	1L5514
15/16"	23.9	57	1448	5L9902
15/16"	23.9	57	1448	4N6529
15/16"	23.9	58.5	1486	8F5164
15/16"	23.9	59	1499	8M9708
15/16"	23.9	59.5	1511	4M8218
15/16"	23.9	61	1549	3S2347
15/16"	23.9	61	1549	2P2369
15/16"	23.9	62.5	1588	2P2696
15/16"	23.9	63	1600	4F6390
15/16"	23.9	64	1626	2P1388

Part numbers are used for reference purposes only.

Costex Tractor Parts Copyright © 2023. All rights reserved.

BELTS BY SIZE (CONT.)

Width		Length		Part No.
Inches	MM	Inches	MM	
15/16"	23.9	64.5	1638	6N3636
15/16"	23.9	64.5	1638	6N3637
15/16"	23.9	65	1651	1L5681
15/16"	23.9	65	1651	7M0981
15/16"	23.9	66	1676	7M7477
15/16"	23.9	66	1676	7M7476
15/16"	23.9	66.5	1689	3L7540
15/16"	23.9	67	1702	2H1383
15/16"	23.9	67.5	1714	2M8183
15/16"	23.9	69.5	1765	5H4207
15/16"	23.9	69.5	1765	3P0071
15/16"	23.9	70	1778	4M5429
15/16"	23.9	71	1803	4M5413
15/16"	23.9	71	1803	5L5656
15/16"	23.9	71.5	1816	7B0344
15/16"	23.9	71.5	1816	7M4719
15/16"	23.9	72.5	1842	5H1678
15/16"	23.9	74	1880	7M0185
15/16"	23.9	76	1930	7H9806
15/16"	23.9	76.5	1943	2M7863
15/16"	23.9	76.5	1943	7M4703
15/16"	23.9	77	1956	1H6929
15/16"	23.9	77	1956	7M4718
15/16"	23.9	77.5	1968	3L7539
15/16"	23.9	78.5	1994	8B3546
15/16"	23.9	78.5	1994	7M4721
15/16"	23.9	79.5	2019	5R7276
15/16"	23.9	79.5	2019	7M0305
15/16"	23.9	80	2032	9M7800
15/16"	23.9	81	2057	3S7520
15/16"	23.9	81	2057	8M8681
15/16"	23.9	83	2108	4S7796
15/16"	23.9	85	2159	5H7371
15/16"	23.9	85	2159	7M4710
15/16"	23.9	86	2184	7C3560
15/16"	23.9	86	2184	7C3559
15/16"	23.9	87	2210	1M7303
15/16"	23.9	87	2210	2W8951
15/16"	23.9	87	2210	7M4701
15/16"	23.9	89	2261	2S5279
15/16"	23.9	89	2261	2W8952

Width		Length		Part No.
Inches	MM	Inches	MM	
15/16"	23.9	90	2286	5B9790
15/16"	23.9	90	2286	6N7575
15/16"	23.9	92	2337	4W7507
15/16"	23.9	96	1753	9M7220
15/16"	23.9	102	2591	7W1664
15/16"	23.9	107	2718	4W5092
15/16"	23.9	113	2869	9Y8466
1 1/16"	26.9	52.5	1334	5H4239
1 1/4"	31.8	60.5	1537	7B2774
1 1/4"	31.8	65	1651	6L6552
1 1/4"	31.8	74	1880	7M4953
1 1/8"	27.9	59.65	1515	1906560
1 1/8"	28	86	2180	1834494

**SERPENTINE BELTS**



Part No.	Descriptions	Size	Width	Length	Ribs
1644599	BELT-SERPENTINE	.18		1523mm	8
1712321	BELT-SERPENTINE	.18	28.5mm	1320mm	8
1722245	BELT-SERPENTINE	.16		2230mm	8
1834494	BELT-SERPENTINE		28mm	2180mm	8
2064229	BELT-SERPENTINE	.16	28.5mm	1970mm	8
2129353	BELT-SERPENTINE		28.4mm	1790mm	8
2173031	BELT-SERPENTINE			2594mm	8
2193304	BELT-SERPENTINE		28mm	2481mm	8
2307198	BELT-SERPENTINE	.2		2130mm	8
2390238	BELT-SERPENTINE	.18		1970mm	8
2412896	BELT-SERPENTINE	.18	28.4mm	2160mm	8
2431276	BELT-SERPENTINE		28.4mm	2555mm	8
2432143	BELT-SERPENTINE	.16		1610mm	8
2454628	BELT-SERPENTINE	.18		1845mm	8
2534011	BELT-SERPENTINE	.17	42.8mm	2240mm	12
2661464	BELT-SERPENTINE	.16		1730mm	8
2679281	BELT-SERPENTINE			1430mm	8
2737533	BELT-SERPENTINE	.18	27.9mm	1755mm	8
2941781	BELT-SERPENTINE			1850mm	12
2947665	BELT-SERPENTINE			1715mm	10
2977825	BELT-SERPENTINE			1870mm	12
2985874	BELT-SERPENTINE			1850mm	8
2985880	BELT-SERPENTINE			1815mm	8
3109592	BELT-SERPENTINE		32mm	1540mm	9

SERPENTINE BELTS (CONT.)

Part No.	Descriptions	Size	Width	Length	Ribs
3186086	BELT-SERPENTINE			2395mm	10
3341623	BELT-SERPENTINE			2050mm	8
3572637	BELT-SERPENTINE			2170mm	12
3900532	BELT-SERPENTINE			1340mm	8
3900536	BELT-SERPENTINE			1764mm	8
3900537	BELT-SERPENTINE			1845mm	8
1143552	SERPENTINE BELT	.18	36mm	1455mm	10
1146414	SERPENTINE BELT			1506mm	10
1293574	SERPENTINE BELT	.21		1455mm	6
1359505	SERPENTINE BELT	.21	24.4mm	1790mm	7
1420861	SERPENTINE BELT	.21		1897mm	8
1737178	SERPENTINE BELT	.18		2645mm	8
1749690	SERPENTINE BELT	.16		2860mm	8
1754862	SERPENTINE BELT			1588mm	8
1788481	SERPENTINE BELT	.16		2275mm	8
1851911	SERPENTINE BELT	.16		1824mm	8
1855872	SERPENTINE BELT	.16	28.4mm	2095mm	8
1864195	SERPENTINE BELT	.21		1170mm	8
1892216	SERPENTINE BELT	.16		2296mm	8
1906560	SERPENTINE BELT			1515mm	8
1908143	SERPENTINE BELT	.18		1450mm	8
1916635	SERPENTINE BELT			2021mm	8
1922169	SERPENTINE BELT	.16		1672mm	8
1974567	SERPENTINE BELT	.18		2545mm	8
1983611	SERPENTINE BELT			1816mm	8
2023197	SERPENTINE BELT	.16		2808mm	8
2023198	SERPENTINE BELT	.16		2410mm	8
2113576	SERPENTINE BELT	.16		2315mm	8
2117878	SERPENTINE BELT	.18		2325mm	8
2128585	SERPENTINE BELT	.16		1880mm	12
2153015	SERPENTINE BELT	.16		2827mm	8
2193303	SERPENTINE BELT	.16		1860mm	8
2198689	SERPENTINE BELT	.17		2555mm	8
2201856	SERPENTINE BELT	.16		2041mm	8
2202945	SERPENTINE BELT			1585mm	8
2242638	SERPENTINE BELT	.18		2520mm	8
2260443	SERPENTINE BELT	.18		1480mm	8
2264020	SERPENTINE BELT			1855mm	8
2269381	SERPENTINE BELT	.16		2840mm	8
2302190	SERPENTINE BELT	.18		2127mm	8
2363842	SERPENTINE BELT	.16		1230mm	8
2414981	SERPENTINE BELT	.16		1345mm	8
2414982	SERPENTINE BELT	.16		1395mm	8
2431324	SERPENTINE BELT	.18		2485mm	8
2466296	SERPENTINE BELT	.16		1900mm	8
2486195	SERPENTINE BELT			2010mm	8
2500678	SERPENTINE BELT	.16		1990mm	8
2534531	SERPENTINE BELT	.16		2521mm	8
2534794	SERPENTINE BELT	.18		1520mm	8

Part No.	Descriptions	Size	Width	Length	Ribs
2601527	SERPENTINE BELT	.17		2005mm	8
2606107	SERPENTINE BELT	.16		2255mm	8
2624995	SERPENTINE BELT	.18		1530mm	8
2631830	SERPENTINE BELT	.18		2110mm	8
2631849	SERPENTINE BELT	.18		2140mm	8
2631862	SERPENTINE BELT			2620mm	8
2672949	SERPENTINE BELT	.16		1980mm	8
2734204	SERPENTINE BELT	.16		1518mm	8
2774586	SERPENTINE BELT	.18		2365mm	8
2884641	SERPENTINE BELT		28.4mm	1840mm	8
2933908	SERPENTINE BELT			2165mm	8
3128933	SERPENTINE BELT			2855mm	8
3128934	SERPENTINE BELT			2275mm	8
3134537	SERPENTINE BELT			1740mm	8
3319604	SERPENTINE BELT			1563mm	8
3341624	SERPENTINE BELT			2005mm	8
3487886	SERPENTINE BELT			2245mm	8
3493353	SERPENTINE BELT			2385mm	8
3508742	SERPENTINE BELT			1684mm	8
3623039	SERPENTINE BELT			1509mm	8
3748480	SERPENTINE BELT			1787mm	8
2964737	SERPENTINE BELT		32mm	1485mm	9
3109543	SERPENTINE BELT		32mm	1245mm	9
3748479	SERPENTINE BELT - SEVERE DUTY		27.9mm	2160mm	8
3748478	SERPENTINE BELT -SEVERE DUTY			2127mm	8
2115022	SERPENTINE BELT	.18	28mm	2210mm	8
3748476	SERPENTINE BELT-SEVERE DUTY			1585mm	8
1014910	SERPENTINE-BELT	.21		1420mm	6
1003725	BELT SERPENTINE	.21		1054mm	8
2213775	BELT SERPENTINE			2223mm	8
3243408	BELT SERPENTINE			1350mm	8
3508747	BELT SERPENTINE		42mm	2128mm	12
5195243	BELT			1470mm	8
1838235	BELT		32mm	1560mm	9
2228311	BELT	.17		1910mm	8
2228372	BELT			1860mm	12
2395944	BELT	.16		2658mm	8
2852040	BELT			1415mm	8
2933909	BELT			2240mm	8
2115021	BELT	.18		2145mm	8
1915215	BELT	.16		2445mm	8
2269380	BELT	.16		2274mm	8
2606106	BELT	.16		2820mm	8
1417116	BELT	.18		1093mm	8
1892218	BELT	.16		2376mm	8
2914051	BELT			1650mm	8
1904155	BELT	.18		2246mm	8

Part numbers are used for reference purposes only.

Costex Tractor Parts Copyright © 2023. All rights reserved.



# BELT TENSIONERS



Part No.	Descriptions	Engine	Equipment
1900634	TIGHTENER BELT	3116, C-10, C-12, C9	MTC735
1900642	TIGHTENER BELT	3126, 3126B, 3406E	345B II, 621B, 621G, 623G, 627F, 627G, 631D, 631E, 631G, 637D, 637E, 637G, 657E, 657G, 773F, 775F, 777C, 777D, 793F, 793F-XQ, 795F AC, 797, 797B, 797F, 854K, 924H, 924HZ, 928HZ
1900643	TENSIONER-BELT	C9	120H, 12H, 135H, 2290, 2390, 2391, 2491, 2590, 3126B, 322C, 322C FM, 325C, 325C FM, 325D L, 329D L, 330C, 330C FM, 330C L, 330C MH, 330D, 330D FM, 330D L, 330D LN, 330D MH, 336D, 336D L, 336D LN, 336D
1900649	TIGHTENER BELT	3126B, 3126E, 3176C, 3196, 3406E, C-10, C-12, C-15, C-16, C-18, C15, C18, C7, C9	12M, 140G, 140H, 140M, 143H, 14H, 160H, 163H, 16H, 385B, 5090B, 725, 730, AD30, BG-2455D, CX31-C9I, CX35-P800, TH31-E6
2002279	TENSIONER-BELT	3406E, C-12, C-15, C-16, C-9, C13, C15,	583T, 587T, D8T, TH35-C13T
2117895	TENSIONER	C11, C13	14M, 16M, 345C, 345C L, 345C MH, 345D, 345D L, 345D L VG, 349D, 349D L, 725, 730, CX31-C13I, RM-300, TH35-C11I, TH35-C13I, W345C MH
2178938	TIGHTENER BELT	3126B, 3406E, C-15, C-16, C15	24M, 735, 740, 770, 772, 793F, 824C, 824G II, 824H, 825G II, 825H, 826G II, 826H, 834G, 834H, 836G, 836H, 844H, 980G, 980G II, 980H, 986H, 988G, 988H, 990H, AD55B, AD60
2222880	TIGHTENER	3126B, 3126E, C-9, C7, C9	120M, 140M, 160M, 525C, 535C, 545C, 586C, 815B, CX31-C9I, MTC735, TH31-E61
3368955	TENSIONER-	C-15, C-16, C15	AD45B, AD55, TH35-C15T
3500223	TENSIONER	C15, C18	349E, 349E L, 349E L HVG, 349E L VG, 349F L, 374F L, 390F L, PM-201
3758345	TENSIONER	C7, C9.3	324D, 324D FM, 324D FM LL, 324D L, 324D LN, 325D, 325D FM, 325D FM LL, 325D L, 325D MH, 326D L, 328D LCR, 329D, 329D L, 329D LN, 627G, 637D, 637E, 637G, M325D L MH, M325D MH
7E0339	TENSIONER	3116	TRUCK
6742-01-5271	TENSIONER-BELT	S6D114E, SA6D114E	KOMATSU® PC300
6754-61-4111	TENSIONER	SAA4D107E, SAA6D107E, SAA6D114E	KOMATSU® PC220LL, PC240, PC270, PC290, PC300, PC300HD, PC350, PC350HD, PC360, PC390, PC390LL, WA200, WA200PZ, WA250, WA250PZ, WA320, WA320PZ, WA380, WA430

# PULLEYS



Part No.	Description	Applications
0854772	PULLEY	311, 311B, 312B, 315, 315B, 317B LN, 318B, 320 L, 320B, 320N, E110B, E120B
1030880	PULLEY GP-IDLER	3516B, 776C, 776D, 777, 777B, 777D, 784B, 784C, 785, 785B, 785C, 785D, 789, 789B, 789C, 793B, 793C, 994, 994D
1030887	PULLEY-IDLER	3516B, 776C, 776D, 777, 777B, 777D, 784C, 785, 785B, 785C, 785D, 789, 789B, 789C, 793C, 938G, 950G, 962G, 994, 994D, IT38G
1077750	PULLEY	214B, 3114, 3116, 3126, 3126B, 550, 570, 574, 580, 613C II, 950F, 950F II, 953B, 953C, 960F, 962G, 963B, AP-1000, AP-1050, BG-2455C, BG-245C, CB-434, CB-634C, CB-634D, CP-563, CS-531C, CS-533C, CS-563.

# PULLEYS (CONT.)

Part No.	Description	Applications
1079579	PULLEY	120K, 120K 2, 12H, 12H ES, 12H NA, 12K, 140H, 140H ES, 140H NA, 140K, 140K 2, 143H, 160H, 160H ES, 160H NA, 160K, 163H NA
1094848	PULLEY-CRANKSHAFT	235B, 572R, D6R, D7R
1134457	PULLEY-ALTERNATOR	416B, 416C, 416D, 420D, 424D, 426B, 426C, 428B, 428C, 428D, 430D, 432D, 436C, 438C, 438D, 442D, 908, 914G, CB-434D, CB-534D, CB-564D, CB-634D, CD-54, IT14G
1144294	PULLEY-TIGHTENER	D8L, D9R
1154204	PULLEY AS-IDLER	120H, 120H ES, 120H NA, 135H, 135H NA, 30/30, 3114, 3116, 3126, 3126B, 3126E, 320B, 322B L, 322B LN, 322C, 322C FM, 325B L, 35, 446, 446B, 446D, 45, 525B, 533, 535B, 539, 543, 55, 550, 561M, 570, 574
1154237	PULLEY-IDLER	120H, 120H ES, 120H NA, 135H, 135H NA, 3114, 3116, 3126, 3126B, 3126E, 320B, 322B L, 322B LN, 322C, 322C FM, 325B L, 35, 446, 446B, 446D, 45, 525B, 535B, 539, 550, 561M, 570, 574, 580, 613C II, 814F
1173437	PULLEY	120H, 120K, 12K, 135H, 140K, 140K 2, 160K, 3116, 3126, 3126B, 3126E, 322C, 322C FM, 324D, 324D FM, 324D FM LL, 324D L, 324D LN, 325C, 325C FM, 325D, 325D FM, 325D FM LL, 325D L, 325D MH, 328D LCR, 329
1230790	PULLEY	140H, 143H, 14H, 160H, 163H, 16H, 3126E, 3176C, 3196, 345D L, 374F L, 390F L, 621H, 621K, 623H, 623K, 623K LRC, 627H, 627K, 627K LRC, 725, 725C, 730, 730C, 770, 770G, 772, 772G
1230791	PULLEY	2864C, 3126, 3126B, 3126E, 3176C, 3196, 3406E, 345C, 345C L, 345C MH, 345D, 345D L, 345D L VG, 349D, 349D L, 349E, 349E L, 349E L HVG, 349E L VG, 349F L, 365C, 365C L, 365C L MH, 374D L, 385B, 385C
1230858	PULLEY-ALTERNATOR	1090, 1190, 1190T, 120M, 120M 2, 1290T, 12M, 1390, 3116, 3126, 3126B, 3126E, 336E, 336E H, 336E HVG, 336E L, 336E LH, 336E LN, 336F L, 561N, 568 FM LL, 570B, 573, 580B, 584, 613G, 627G, 637D, 637E
1247792	PULLEY AS-IDLER	120K, 120K 2, 12K, 140G, 140K, 140K 2, 140M, 14M, 160K, 160M, 3116, 3126, 3126B, 3126E, 777C, 777D, 814F, 815F, 824C, 953C, 963C, 966G II, 972G II, 980G, 980G II, 980H, AP-1055D, AP-755, BG-2455D
1303879	PULLEY-FAN DRIVE	3054, 3054B, 3054C, 3054E, 3056, 3056E, 307, 312, 315, 317, 416C, 416D, 420D, 420E, 424D, 426C, 428C, 428D, 430D, 430E, 432D, 432E, 434E, 436C, 438C, 438D, 442D, 442E, 444E, 554, 914G, AP-650B, AP-800
1303880	PULLEY-FAN DRIVE	3054, 3054B, 3054C, 3054E, 3056, 3056E, 312B L, 312C, 315B L, 315C, 414E, 416C, 416D, 416E, 420D, 422E, 424D, 426C, 428C, 428D, 428E, 430D, 432D, 436C, 438C, 438D, 442D, 550B, 560B, AP-300, AP-650B
1303881	PULLEY-FAN	3054, 3054C, 3054E, 3056, 3056E, 416C, 416D, 420D, 424D, 426C, 428C, 428D, 430D, 432D, 436C, 438C, 438D, 442D, 559, 914G, 930G, C4.4, C6.6, C7.1, CP-433E, CP-533E, CS-423E, CS-433E, CS-533E, IT14G
1337023	PULLEY AS-IDLER	120M 2, 3176C, 3196, 3406E, 345B, 345B II, 345B II MH, 345B L, 365B, 365B II, 365B L, 365C, 365C L, 365C L MH, 374D L, 385B, 385C, 385C FS, 385C L, 385C L MH, 390D, 390D L, 5090B, 621B, 621G, 623G
1352335	PULLEY	311C, 320B
1421988	PULLEY AS-IDLER	C-10, C-12, C7, C9, TH31-E61
1445611	PULLEY AS-IDLER	120H, 12H, 135H, 140H, 143H, 14H, 160H, 163H, 16H, 3116, 3126, 3126B, 3126E, 3512C, 3516B, 525C, 535C, 545C, 613G, 725, 730, 789D, 793D, 797B, 815B, 844, 854G, 938G II, 938H, 950G II, 950H, 962G II
1470782	PULLEY AS-IDLER	3516B, 776C, 776D, 777D, 784B, 784C, 785B, 785C, 789B, 793B, 793C, 994, 994D
1731498	PULLEY AS-IDLER	120H, 12H, 135H, 140H, 143H, 14H, 160H, 163H, 16H, 3126, 3126B, 3126E, 3176C, 3196, 3406E, 345B, 345B II, 345B II MH, 345B L, 365B, 365B II, 365B L, 385B, 5090B, 584, 725, 730, 938G II, 938H, 950G II
1838234	PULLEY	320C
1845484	PULLEY	3056E, 924G, 924GZ, 930G, IT28G
1979581	PULLEY	12H, 140M, 140M 2, 160M, 160M 2, 2290, 2390, 2391, 2491, 2590, 3126, 3126B, 3126E, 330C, 330C FM, 330C L, 330C MH, 330D, 330D FM, 330D L, 330D LN, 330D MH, 336D, 336D L, 336D LN, 336D2, 336D2 L, 340D
1979641	PULLEY AS-IDLER	3126B, 3126E, 3406E, 3512C, 793F, 793F-XQ, 795F AC, 797, 797B, 797F, 938H, 966G II, 972G II, C-12, C-15, C-16, C13, C15, C7, C9, CX31-C13I, CX31-C9I, IT38H, TH31-E61, TH35-C13I
1979642	PULLEY AS-IDLER	14M, 16M, 3126, 3126B, 3126E, 330D, 330D FM, 330D L, 330D LN, 330D MH, 336D, 336D L, 336D LN, 336D2, 336D2 L, 3406E, 340D L, 340D2 L, 345C, 345C L, 345C MH, 345D, 345D L, 345D L VG, 349D, 349D L, 525C
2078118	PULLEY AS-IDLER	966H, 972H, 980C, 980K, 980M, 982M, AP555E, BG500E, C11, C13, C7, C9, CX31-C13I, D8N, TH31-E61, TH35-C11I, TH35-C13I, TH35-C13T
2128584	PULLEY	320C, 320C FM, 320C L, 320D, 320D FM, 320D FM RR, 320D GC, 320D L, 320D LN, 320D LRR, 320D RR, 321C, 321D LCR, 323D L, 323D LN, 323D SA
2128613	PULLEY	320C, 320C L, 320D, 320D FM, 320D FM RR, 320D GC, 320D L, 320D LN, 320D LRR, 320D RR, 321C, 321D LCR, 323D L, 323D LN, 323D SA
2153291	PULLEY	973C, D6R II, D6R III
2396626	PULLEY-IDLER	311D LRR, 312C, 312C L, 312D, 312D L, 313D, 314D CR, 314D LCR, 315C, 315D L, 318C, 318D L, 319C, 319D, 319D L, 319D LN, 320C, 320C FM, 320C L, 320D, 320D FM, 320D FM RR, 320D GC, 320D L, 320D LN, 320D
2463198	PULLEY-ALTERNATOR	216, 216B, 226B, 232B, 242B, 247B, 257B, 3013C, 3024, 3024C, 3054C, 3054E, C1.5, C2.2, C3.3, CB-214E, CB-334E
2666337	PULLEY	320C, 320D, 320D FM, 320D FM RR, 320D GC, 320D L, 320D LN, 320D LRR, 320D RR, 321C, 321D LCR, 323D L, 323D LN, 323D SA

PULLEYS (CONT.)

Part No.	Description	Applications
2941784	PULLEY	311D LRR, 312D, 312D L, 314D CR, 314D LCR, 315D L, 318D L, 319D, 319D L, 319D LN, 320C, 320C FM, 320C L, 320D, 320D FM, 320D FM RR, 320D GC, 320D L, 320D LN, 320D LRR, 320D RR, 321C, 321D LCR, 323D L
3054908	PULLEY GP-IDLER	320C, 320C FM, 320C L, 320D, 320D FM, 320D FM RR, 320D GC, 320D L, 320D LN, 320D LRR, 320D RR, 321C, 321D LCR, 323D L, 323D LN, 323D SA
3277193	PULLEY GP-IDLER	311D LRR, 312C L, 312D, 312D L, 313D, 314D CR, 314D LCR, 315D L, 318D L, 319D L, 319D LN, 320C, 320D, 320D FM, 320D FM RR, 320D GC, 320D L, 320D LRR, 320D RR, 321D LCR, 323D L, 323D LN, 323D SA
1M7709	PULLEY	12E
1P1404	PULLEY	966C, 980B
1S0183	PULLEY	12E, 977H
1S4701	PULLEY	16, 769, 834, 977H, 980, D8H
1W4369	PULLEY-ALTERNATOR	320B, 322C FM, 325B L, 611, 615, 615C, 814B, 815B, 950B, 950B/950E, 963, 966D, 973, 973C, CS-643, G936
2P1126	PULLEY	D8K
2P1129	PULLEY	583K, D8K
2P2407	PULLEY-FAN DRIVE	572G, D6C, D7G, D7G2
2P6128	PULLEY	120B, 140G, 330, 330 L, 330B L, 515, 517, 525, 527, 528B, 530B, 627B, 627E, 627F, 627G, 637D, 637E, 637G, 639D, 815, 920, 930, 941, 950, 951B, 955K, 955L, 966C, 980B, D4D, D4E, D4H, D4H XL, D4HTSK III
2S6739	PULLEY	140G, 16, 627, 637D, D6C, D7G
2S8892	PULLEY	D8H
2S8961	PULLEY	D9G, D9H
2W8493	PULLEY-FAN DRIVE	572R, 814B, 815B, 966F, 966F II, 970F, 972G, D6R, D7H, D7R
2W8494	PULLEY-ALTERNATOR	3126B, 3176B, 3176C, 3196, 572R, 621E, 627E, 65, 65C, 65E, 70C, 75, 75C, 75D, 75E, 814B, 814F, 815B, 815F, 816F, 85C, 85D, 85E, 95E, 966D, 966F, 966F II, 970F, 972G, 973, 973C, C-10, C-12, C-9, C11
2Y4206	PULLEY	120B, 140B
2Y4213	PULLEY	3306, 930, 966C, 966R, D6D
2Y8924	PULLEY-ALTERNATOR	3304B, 3306, 930, 930R, 966C, D4E SR, D6E SR
3P0163	PULLEY	D8H
3P0165	PULLEY-FAN DRIVE	120G, 12G, 130G, 140G, 14G, 160G
3S7517	PULLEY	D8H
3S7519	PULLEY	D8H
4N2697	PULLEY	245, 245B, 245D, 375, 375 L, 5080, 578, 583R, 587R, 621, 621B, 621E, 621F, 621G, 623E, 623F, 623G, 627E, 627F, 627G, 651B, 657B, 824C, 826C, 980C, 980F, 983B, D8N, D8R, D8R II, R2900, R2900G, R3000H
4N4356	PULLEY	D6C, D7G
4N4534	PULLEY-CRANKSHAFT	245, 375, 375 L, 5080, 578, 583R, 587R, 621B, 621E, 621F, 621G, 623E, 623F, 623G, 627E, 627F, 627G, 651B, 826C, 980C, 980F, 983B, D8N, D8R, D8R II, D9N
4N4679	PULLEY-FAN DRIVE	3304, 3304B, 3306, 3306B, D250B, G3304, G3304B, G3306, G3306B
4N5390	PULLEY	D8K
4N7982	PULLEY	D5, D5B, D5E, D6C
4N8090	PULLEY	D9G, D9H
4N8225	PULLEY-ALTERNATOR	245, 245B, 245D, 3116, 3406, 3406B, 3406C, 3406E, 3408, 3408B, 3408C, 3408E, 3412, 3412C, 3412E, 375, 375 L, 5080, 583R, 587R, 589, 621, 621B, 621E, 621F, 621G, 623E, 623F, 623G, 627E, 627F, 627G
4N9325	PULLEY-ALTERNATOR DRIVE	14H NA, 16G, 16H NA
4P7051	PULLEY-ALTERNATOR	35, 45, 55, 561M, 938G, 950F, 950F II, 950G, 960F, 962G, D5M, D6M, DEUCE, IT38G, IT62G
4W0839	PULLEY-CRANKSHAFT	589, D8L
4W2180	PULLEY-CRANKSHAFT	3204, 943, 953, D4HTSK II
4W8595	PULLEY-CRANKSHAFT	375, 375 L, 5080, 651B, 824C, 826C, D8N, D8R, D8R II, R2900, R2900G, R3000H
5I7598	PULLEY	311, 311B, 312B, 312C L, 314C
5I7619	PULLEY	320 L, 320N
5I7959	PULLEY-CRANKSHAFT	320, 320 L
5I7984	PULLEY	311B, 311C, 311D LRR, 312, 312C, 312C L, 312D, 312D L, 313D, 314C, 314D CR, 314D LCR, 315, 315B, 315C, 315D L, 317B LN, 318B, 318C, 318D L, 319C, 319D, 319D L, 319D LN, 320 L, 320B, 320B L, 320C, 320C
5M7580	PULLEY	225, 320B, 613B, 613C, FB221, PR-1000, PS-500

PULLEYS (CONT.)

Part No.	Description	Applications
5S7609	PULLEY	12F, 14E, 561C, 920, 941, 950, 955K, D4D, D5, D5B, D5E, D6C, D7G
5S8038	PULLEY	518, 941, 955K, 955L, D4D
5S8168	PULLEY	14E, D6C
5S9080	PULLEY-ALTERNATOR	518C, 627, 627B, 627E, 627F, 627G, 637D, 637E, 637G, 639D, 966C, 977K, D6D, E300B
6I0502	PULLEY	3054, 3054B, 3054C, 3054E, 307, 312, 312B L, 312C, 315, 315B L, 315C, 317, 414E, 416B, 416C, 416D, 416E, 420D, 420E, 422E, 424D, 426B, 426C, 428B, 428C, 428D, 428E, 430D, 430E, 432D, 432E, 434E, 436C
6N0597	PULLEY-FAN DRIVE	14H NA, 3406, 3406B, 3406C, 3406E, 3408, 3408C, 3408E, 3412, 3412C, 3412E, 3456, C-15, C-16, C-18, C13, C15, C18, C27, C32, C9.3, CX31-C13I, CX31-C15I, CX31-C18I, CX35-P800, D379B, G3406
6N0714	PULLEY	571G, 572G, D7G, D7G2
6N0762	PULLEY	583K, D8K
6N1186	PULLEY	24H, 5110B, 992, 992C, 992D, D10N, D10R, D9L
6N2789	PULLEY	120B, 140B, 330, 3304B, 330B L, 518C, 528B, 530B, 627E, 627F, 627G, 637E, 637G, 920, 930, 930R, 950, 951B, 955L, 966C, D5H, D6C, D6D, D6E
6N3641	PULLEY-TIGHTENER	631D, 631E, 631G, 633E II, 637D, 637E, 637G, 639D, 651E, 657E, 69D, 769C, 769D, 771C, 771D, 773B, 773D, 773E, 773F, 773G, 773G LRC, 775B, 775D, 775E, 775F, 775G, 775G LRC, 834B
6N5300	PULLEY-CRANKSHAFT	657E, 69D, 768C, 769C, 769D, 771C, 771D, 834B, 988B
6N7378	PULLEY-CRANKSHAFT	3406, 3406B, 3406C, 3406E, 3456, C-15, C-16, C-18, C15, C15 I6, C18, C18 I6, CX31-C15I, CX35-P800, D350E, D350E II, D35HP, D400, D400E, D400E II, G3406, HT400, PM-565, PM-565B, PM3456, RM-250C, RM-350
7C3729	PULLEY-ALTERNATOR	205B, 214B, 3114, 3116, 3126, 3306, 3306B, 910E, 918F, 924F, 928F, 938F, 938G, AP-1000B, AP-1055B, AP-900B, BG-2455C, BG-245C, CB-434, CB-634, CB-634C, CP-563, CS-531, CS-531C, CS-533, CS-533C
7C3938	PULLEY-ALTERNATOR	3114, 3116, 3126, 3126B, 613C II, 950F, 953B, 953C, 963B, 963C, D8L, D9N, D9R
7C6628	PULLEY-ALTERNATOR	578, 966F II, 966G, 970F, 972G, D8N
7C7890	PULLEY	3114, 3116, 3126, 533, 543, 918F, 924F, 950G, AP-1000, AP-1000B, AP-1050, AP-1055B, BG-2455C, BG-245C, CB-434, CB-634C, CB-634D, CP-563, CS-531C, CS-533C, CS-563C, CS-573C, CS-583C, D250D, IT12B, IT24
7E3596	PULLEY-FAN DRIVE	950F, 950F II, 960F
7E3641	PULLEY-FAN DRIVE	D8N, D8R, D8R II
7E4839	PULLEY	3508, 3508B, 3508C, 3512, 3512B, 3512C, 3516, 3516B, 3516C, 5130, 5130B, 5230B, 776C, 776D, 777, 777B, 777C, 777D, 784B, 784C, 785, 785B, 785C, 785D, 789, 789B, 789C, 789D, 793B, 793C, 793D, 797, 797B
7N0619	PULLEY-FAN	120G, 12G, 130G, 140G, 160G, 621E, 627E, 65, D6H, D6H XL, D6H XR, D7G, D7G2
7N1152	PULLEY-FAN	120B, 140B, 215B, 215C, 235C, 330, 330 FM L, 330 L, 3304B, 330B, 330B L, 518, 518C, 545, 637D, 920, 930, 930R, 941, 951B, 955K, 955L, 966C, D4D, D4E, D4E SR, D5H, D5H XL, D5HTSK II, D6D, D6E, D6E
7N1275	PULLEY-FAN DRIVE	578, 583R, 587R, 589, 631E, 633E II, 637D, 637E, 651E, 657E, 69D, 768C, 769C, 769D, 771C, 771D, 773B, 773D, 773E, 775B, 775D, 775E, 988B, D8L, D8N, D9L, D9N
7N2949	PULLEY	215, 215B, 225, 235, 330, 330B L, 627B, 920, 930R, 941, 950, 951B, 955K, 955L, 977L, D4D, D4E, D4E SR, D4H XL, D5H, D5H XL, D5HTSK II, D6C, D6D, D6E SR, D6G SR, D7G, E300
7N8297	PULLEY	621R
7N9137	PULLEY-FAN	215B, 225, 229, 235, 330, 330 FM L, 330B L, 515, 518, 525, D4E, D6D
7W1532	PULLEY	215C, 518C, D5H, D5H XL, D5HTSK II
7W3773	PULLEY-CRANKSHAFT	120H, 120H ES, 120H NA, 135H, 135H NA, 214B, 30/30, 3114, 3116, 3126, 3126B, 3126E, 320 L, 320B, 322B L, 322B LN, 322C, 322C FM, 325, 325B, 325B L, 35, 446B, 446D, 45, 525B, 533, 535B, 539, 543, 55
7W3780	PULLEY	120H, 120H ES, 120H NA, 135H, 135H NA, 214B, 30/30, 3116, 3126, 3126B, 3126E, 320 L, 320B, 322B, 322B L, 322B LN, 322C, 322C FM, 325, 325B, 325B L, 35, 446B, 446D, 45, 525B, 535B, 539, 55, 550, 561M
7W5684	PULLEY-CRANKSHAFT	814B, 815B, 950B, 973
7W5685	PULLEY-CRANKSHAFT	611, 615C, 815B, 936F, 963, 973, 973C, G936
7W5692	PULLEY-CRANKSHAFT	3304, 3304B, 3306, 3306B, 3306C, CB-534, D250E, D250E II, D300E, D300E II, G3304, G3304B, G3306, G3306B
7W5698	PULLEY-CRANKSHAFT	627E, 65C, 815B, 966D, 972G, D6H, D6H XL, D6R, D7H
7W5699	PULLEY	814B, 814F, 815B, 815F, 816F, 966F, 966F II, 970F, 972G, 973, D6H
7W6173	PULLEY-CRANKSHAFT	D10N, D9L

PULLEYS (CONT.)

Part No.	Description	Applications
8L4529	PULLEY-ALTERNATOR	3304, 3304B, 3306, 3306B, G3304, G3304B, G3306, G3306B
8L8867	PULLEY	3116, 3126, 3304, 3304B, 3306, 3306B, 330B L, 637D, CB-534, D250B, D250E, D250E II, D25C, D25D, D300B, D300D, D300E, D300E II, D30C, D350C, D35C, G3304B, G3306B
8N0597	PULLEY	D9H
8N9327	PULLEY	814B, 815B, 950B, 950B/950E, 966D
8X1805	PULLEY	120H, 120H ES, 120H NA, 120K, 120K 2, 12H, 12H ES, 12H NA, 12K, 135H, 135H NA, 140H, 140H ES, 140H NA, 140K, 140K 2, 143H, 160H, 160H ES, 160H NA, 160K, 163H
8X1809	PULLEY	12H, 12H NA, 140H, 140H ES, 140H NA, 160H, 160H ES, 160H NA
9N3899	PULLEY-PUMP DRIVE	225, 320B, 613B, 613C, FB221, PR-1000, PS-500
9N6611	PULLEY	65, 65C, 814B, 814F, 815B, 815F, 816F, 966D, 966F, 966F II, 970F, 972G, D6H, D6R, D7H, D7R
9S3065	PULLEY	D8H
9S5447	PULLEY	814, 966C, D7F
9S6129	PULLEY	120, 120G, 12F, 12G, 130G, 140, 140G, 14E, 14G, 160G, 215, 215B, 225, 235, 330, 330 FM L, 330 L, 330B, 330B L, 515, 518, 518C, 525, 528B, 530B, 627B, 814, 815, 816, 920, 930, 941, 950, 951B, 955K, 955
9Y1917	PULLEY-FAN DRIVE	824C, 826C, 980C, 980F, 980F II

RUBBER HOSES



RADIATOR HOSES

Part No.	Application
1189848	320B, 320B U
1189849	320B, 320B U
1241701	330B, 330B L
1241702	330B, 330B L
1347321	D9R
1355650	320B
1403637	416C, 416D, 420D, 424D, 426C, 428C, 428D, 430D, 432D, 436C, 438C, 438D, 442D
1403638	416C, 416D, 420D, 424D, 426C, 428C, 428D, 430D, 432D, 436C, 438C, 438D, 442D
1838119	320C
1838120	320C, 320C FM
1905796	322C, 322C FM, 325C, 325C FM, M325C MH
1932785	330C, 330C FM, 330C L, 330C MH
2040952	320C, 320C FM, 320C L
2106139	414E, 416E, 420E, 422E, 428E, 430E, 432E, 434E, 442E, 444E
2106141	414E, 416E, 420E, 422E, 428E, 430E, 432E, 434E, 442E, 444E

Part No.	Application
2302870	324D, 324D FM, 324D FM LL, 324D L, 324D LN, 325D, 325D FM, 325D FM LL, 325D L, 325D MH, 326D L, 328D LCR, 329D, 329D L, 329D LN, M325D L MH, M325D MH
2351966	416D, 420D, 424D, 428D, 430D, 432D, 442D
2415766	777F, 793D, 793F, 793F CMD
2459178	320D, 320D FM, 320D GC, 320D L, 323D L, 323D LN
2653602	320D, 320D FM, 320D GC, 320D L, 323D L, 323D LN
2P7443	518, 518C
3N6033	3116, 3304, 3304B, 3306, 3306B, G3304, G3304B, G3306
3N6036	3116, 3304, 3304B, 3306, 3306B, G3306
4N6855	518, 518C, 528, 528B, 530B, D8K
4N7431	12H, 12H ES, 12H NA, 140H, 140H ES, 140H NA, 143H, 14H, 14H NA, 160H, 160H ES, 160H NA, 163H, 163H NA, 24H, 5130B, 5230B, 621, 621B, 637D, 651E, 657E, 769C, 793, 793B, 834B, 836, 988B, 992C, C-9, C13
4P3387	416B, 426B, 428B, 436B
4P3388	416B, 426B, 428B, 436B
6N1608	637D, 769C, 834B, 988B, 994, D44B, D550B, D8L

RADIATOR HOSES (CONT.)

Part No.	Application
6V8523	1090, 1190, 1190T, 120K, 120K 2, 120M, 120M 2, 1290T, 12K, 12M, 12M 2, 12M 3, 12M 3 AWD, 1390, 140K, 140K 2, 140M, 140M 2, 140M 3, 140M 3 AWD, 14M, 160K, 160M, 160M 2, 160M 3, 160M 3 AWD, 16M, 24M
7Y1941	311, 320 L, 320B, 320B FM LL, 320B U, 320N, 321B
7Y1942	320 L, 320N
7Y1943	320 L, 320N
8N2807	3306B, 3406E, 621E, 621R, C15, C18, C18 I6



WATER HOSES

Part No.	Application
1306187	D11R, D9R
1327370	772, 938G II, 938H, 950G II, 950H, 962G II, 962H, 966G II, 972G II, D10R, D8L, D9N, D9R, IT38G II, IT38H, IT62G II, IT62H
1363884	938G, IT38G
1695836	725, 730, 735, 740, 814F, 815F, 816F, 966G II, 972G II, 980H
1850844	D6R, D6R II, D6R III, D6T
1851024	924G, 924GZ, 930G, IT28G
1873961	3116, 3126B, D6R, D6R II, D6R III, D6R STD, D6T, D7R XR
2109479	120M, 12M, 140M, 160M, 24M, 824C, 824H, 825H, 826H, 980G, 980G II, 980H, D9N, D9R
2131724	D6R, D6R II, D6R III, D6T, D8L
2239257	365C, 365C L, 365C L MH, 374D L, 385C, 385C FS, 385C L, 385C L MH, 390D, 390D L, C15, C18
2253542	3512B
2253546	3512B
2395660	583T, 587T, D8R, D8T, PL83, PL87
2468315	236B, 236B3, 242B3, 246C, 252B, 252B3, 256C, 257B3, 259B3, 262C, 262C2, 267B, 268B, 272C, 277C, 277C2, 279C, 279C2, 287C, 287C2, 289C, 289C2, 297C, 299C, 3044C, 906, 906H, 907H, 908, 908H, C3.4
2636914	120K, 120K 2, 120M, 12K, 12M, 140K, 140K 2, 160K
2667651	120K, 120K 2, 12K, 12M, 140G, 140K, 140K 2, 140M, 160K
2806794	12H, 140M, 140M 2, 160M, 160M 2, 2290, 2390, 2391, 2491, 2590, 330C, 330C FM, 330C L, 330C MH, 330D, 330D FM, 330D L, 330D LN, 330D MH, 336D, 336D L, 336D LN, 336D2, 336D2 L, 340D L, 340D2 L, 511, 521
2A6941	120H, 120H ES, 120H NA, 12H, 12H ES, 12H NA, 135H, 135H NA, 140H, 140H ES, 140H NA, 143H, 160H, 160H ES, 160H NA, 163H NA
2T0130	2864C, 3406B, 3406C, 586C, 611, 615, 615C, AD30, R1300, R1300G, R2900, R2900G, R3000H
3R1317	24H, 3126B, 3176B, 3176C, 3196, 3304, 3304B, 3306, 3306B, 3456, 572R, 631D, 631G, 637G, 65E, 75C, 75D, 75E, 85C, 85D, 85E, 936, 936F, 95E, 994, C-10, C-12, C-9, CS-643, D6R, D7R, G3306, G936, PM-565

Part No.	Application
517699	318C, 319C, 320 L, 320B, 320B L, 320C, 320C FM, 320C L, 320D, 320D LRR, 320N, 321B, 321C, 323D L, 323D
518053	320 L, 320B
5S5063	120G, 130G, 140B, 14E, 3306, 815, 816, 966C, D10R, D10T, D9R
6N6236	527, 926, 936, 936F, 950B, 950B/950E, CS-643, D5H, D5H XL, D5HTSK II, D6H, D6H XR, G936
6N7030	3408, 3408C, 3408E, 3412, 3412C, 3412E, G3408, G3412, PR-1000
6N7031	3406, 3406B, 3406C, G3406
7C4343	3508, 3508B, 3508C, 3512, 3512B, 3516, 3516B, G3508, G3512, G3516
7E3457	950F, 950F II, 960F
7E3508	950F, 950F II, 960F
7W9077	3208, CB-614, CS-551, PS-500
7W9078	3208, CB-614, CS-551, PS-500
8X4176	12H, 12H ES, 12H NA, 140H, 140H ES, 140H NA, 143H, 14H NA, 160H, 160H ES, 160H NA, 163H NA



AFTERCOOLER AIR HOSES

Part No.	Application
1786557	320C, 320C FM
1085746	120H ES, 3116, 3126, 322B L, 322B LN, 322C, 322C FM, 325B, 325B L, 525B, 533, 535B, 539, 543, 550, 570, 574, 580, 613C II, 938G, 950F, 950F II, 950G, 960F, 962G, 963B, 963C, AP-1000B, AP-1055B, BG-245
1P1195	120G, 130G, 215, 215B, 225, 229, 3304, 3304B, 515, 517, 518, 518C, 525, 527, 916, 926, 936, 936F, 950, 950B, 953, 955K, 955L, 963, 966F II, CS-643, D4D, D4H, D4H XL, D4HTSK III, D5C, D5H, D5H XL, D5HT
7C3615	120H, 120H ES, 120H NA, 135H, 135H NA, 3114, 3116, 3126, 320 L, 322B L, 322B LN, 322C, 322C FM, 325, 325 LN, 325B, 325B L, 525B, 533, 535B, 539, 543, 550, 570, 574, 580, 613C II, 938G, 950F, 950F II
7C6214	120H, 120H ES, 120H NA, 135H, 135H NA, 3116, 3126, 322B, 325, 325 LN, 325B L, 543, D250D, TK370, TK371, TK380, TK381
7E8630	16M, 3176B, 3176C, 3196, 3406E, 3456, 345B, 345B II, 345B II MH, 345B L, 345C, 345C L, 345C MH, 345D, 345D L, 345D L VG, 349D, 349D L, 385C, 525C, 535C, 545C, 621B, 621G, 621H, 621K, 623G, 623H, 623K
8N5254	3412C, 3412E, 3508, 3508B, 3508C, 3512, 3512B, 3512C, 3516, 3516B, 3516C, 7211, 7221, 777C, 785D, G3408, G3408C, G3508, G3512, G3516, G3516B, G3520B, PM3508, PM3512, PM3516, PMG3516, PP3516, SPF343
8T9543	120H, 120H ES, 120H NA, 135H, 135H NA, 3114, 3116, 3126, 3126B, 320 L, 325, 325 LN, 325B L, 574, 613C II, 938G, 950F II, 950G, 960F, 962G, 963B, 963C, AP-1000B, AP-1055B, BG-2455C, BG-245C, C7, C9



## FUMES DISPOSAL HOSES



Part No.	Application
1N4102	120G, 12G, 12H, 12H ES, 12H NA, 130G, 140G, 140H, 140H ES, 140H NA, 143H, 14G, 14H NA, 160G, 160H, 160H ES, 160H NA, 163H NA, 215, 515, 518C, 525, 527, 916, 926, 953, D5B, D6D
4N3326	120G, 140B, 1673C, 3304, 3306, 920, 930, 941, 943, 950, 951B, 953, 955K, 966C, D4D, D4E, D4HTSK II, D5, D5B, D6C, G3304, G3306, IT28
4W2181	3116, 3126, 3126B, 3126E, 3304, 3306, 3306B, 3306C, 3406B, 3406C, 527, 528, 528B, 530B, 561N, 611, 615C, 621E, 973, C7, D3B, D4E SR, D4H, D4H XL, D4HTSK III, D5E, D5H, D5H XL, D5HTSK II, D5N, D6D, D6E
7C0952	120H, 120H ES, 120H NA, 135H, 135H NA, 214B, 3114, 3116, 3126, 446B, 446D, 613C II, 918F, 924F, 928G, 938F, 938G, 950F, 950F II, 950G, 960F, 962G, AP-1000, AP-1000B, AP-1050, AP-1055B, AP-900B, BG-245
8S0780	1673C, 225, 235, 3304, 3304B, 3306, 3306B, 3306C, 518, 528, 572G, 627E, 627F, 627G, 637E, 637G, 920, 930, 941, 950, 955K, 955L, 966C, D250B, D25C, D25D, D300B, D30C, D350C, D35C, D4D, D6C, D6D, D7F

## ENGINE OIL COOLER HOSES



Part No.	Application
1185351	3204, 3208, 916, D4C, D4HTSK II
1N4692	931B
1W4993	215, 3204, 916, 926, 953, D4HTSK II, IT28
4N2230	910

## RADIATOR HOSES (SOLD BY THE LENGTH)



Part No.	Hose I. D.		Hose O. D.		Max Work Pressure	
	(in)	(mm)	(in)	(mm)	(psi)	(kPa)
5P0763	1.500	38.100	2.050	52.070	112	784
5P0764	3.500	88.900	4.050	102.870	50	350
5P1251	1.000	25.400	1.550	39.370	140	980
5P1252	1.125	28.575	1.680	42.672	135	945
5P1253	1.250	31.750	1.810	45.974	125	875
5P1254	1.310	33.274	1.870	47.498	125	875
5P1255	1.375	34.925	1.930	49.022	120	840
5P1256	1.625	41.275	2.180	55.372	100	700

Part No.	Hose I. D.		Hose O. D.		Max Work Pressure	
	(in)	(mm)	(in)	(mm)	(psi)	(kPa)
5P1257	1.750	44.450	2.310	58.674	100	700
5P1258	1.875	47.625	2.430	61.722	90	630
5P1259	2.000	50.800	2.550	64.770	88	616
5P1260	2.250	57.150	2.810	71.374	88	616
5P1261	2.375	60.325	2.930	74.422	80	560
5P1262	2.500	63.500	3.050	77.470	75	525
5P1263	2.750	69.850	3.310	84.074	60	420
5P1264	2.875	73.025	3.430	87.122	60	420
5P1265	3.000	76.200	3.550	90.170	60	420
5P1266	3.250	82.550	3.810	96.774	50	350
5P1267	3.750	95.250	4.310	109.474	40	280
5P1268	4.000	101.600	4.550	115.570	38	266
5P1269	4.500	114.300	5.050	128.270	30	210
5P1270	5.000	127.000	5.550	140.970	25	175



## SPECIALTY HOSES

Part No.	Application	
5S3919	AIR CLEANER GP	3306, 3306B, 725, 730, 980, 980C, D8N, TH48-E70
4S8379	AIR CLEANER GROUP	3406, 583K, D4E, D4E SR, D6C, D6D, D6D SR, D6E SR, D8H, D8K
6N3792	BREATHER GP	3114, 3116, 3126, 3208, 3606, 3608, 3612, 3616, 3618, 777C, 777D, 777F, C280-12, C280-16, C280-6, C280-8, CS-583, D11T, G3606, G3606B, G3608, G3612, G3616
9S8032	DUST EJECTOR GP	16G, 245, 627, 637D, 824C, 826C, 980C, 980F
9S1102	ELBOW GP-EXHAUST	12H, 12H ES, 12H NA, 140H, 140H ES, 140H NA, 143H, 14H NA, 160H, 160H ES, 160H NA, 163H NA, 16H NA, 3116, 3126, 572G, 621B, 627, 627B, 627E, 627F, 627G, 637D, 637E, 637G, 639D, 816F, 966G II, 972G II
2241184	LINES GP-AIR	D6R II
6N6236	LINES GP-AIR	527, 926, 936, 936F, 950B, 950B/950E, CS-643, D5H, D5H XL, D5HTSK II, D6H, D6H XR, G936
7Y1182	LINES GP-AIR	3126B, 375, 375 L, 5080, C-9, C7, C9, CX31-C9I, SPP101, TH31-E61
1064572	LINES GP-VENT (RADIATOR)	24H, 5110B, 572R, 572R II, 583R, 583T, 587R, 587T, 621G, 623G, 627G, 631D, 631G, 637G, 657B, 769D, 771D, 814F, 814F II, 815F, 815F II, 816F, 816F II, 824C, 824G II, 824H, 824K, 825G II, 825H, 825K
9S1102	ELBOW GP-EXHAUST	12H, 12H ES, 12H NA, 140H, 140H ES, 140H NA, 143H, 14H NA, 160H, 160H ES, 160H NA, 163H NA, 16H NA, 3116, 3126, 572G, 621B, 627, 627B, 627E, 627F, 627G, 637D, 637E, 637G, 639D, 816F, 966G II, 972G II

## CLAMPS



CTP's heavy-duty clamps are a blend of high-strength and durability. They are produced in several styles including; Stainless Steel, V Band and a heavy-duty spring version. We offer a full range of diameter sizes and range of materials.

Part No.	Dimensions	Description	Applications
3887010		MUFFLER GP	120K, 120K 2, 12K, 140K, 140K 2, 160K, 2470C, 525D, 535D, 545D, 553C, 924H, 924HZ, 924K, 928H, 928HZ, 930K, 938K, 953C, 953D, 963D, CP-56, CP-76, CS-56B, CS-64, CS-68B, CS-74, CS-74B, CS-78B
1W5869	A:58.75MM / 6MM WIDTH	MUFFLER GROUP	3114, 312, 315, 315B L, 317, 446, 446B, 446D, 914G, 916, 926, 943, IT12B, IT14G, IT28
2P7806	A:84.23MM / 6MM WIDTH	MUFFLER GROUP	528, 773F, 775F, 814B, 815B, 938H, 966D, 966F, 966F II, 983B, IT38H
4I7554	A:69MM / 5MM WIDTH	EXTENSION GP-EXHAUST	313B, 315B, 315C, 317B LN, 318B, 320 L, 320D, 320D FM, 320D FM RR, 320D L, 320D LN, 320D LRR, 320D RR, 321C, 321D LCR, 550B, 560B, 910G
4N9330	A:N/A / 6.4MM WIDTH	MUFFLER GROUP	3406E, 3408, 3412, 3412C, 3456, 385C, 772B, 773B, 773D, 773E, 773F, 773G LRC, 775B, 775D, 775E, 775F, 775G LRC, 776C, 776D, 777B, 777D, 777F, 777G, 784B, 784C, 785, 785B, 785C, C15
4P3806		EXHAUST EXTENSION GROUP	120G, 12G, 130G, 140G, 14G, 16G, 235B, 814F, 815F, 816F, 966F, 966F II, 970F
5S0580		MUFFLER GP	120B, 12F, 215, 312, 312B L, 312C, 312D2, 312D2 GC, 312D2 L, 313D2, 313D2 LGP, 315, 315B L, 315C, 317, 318D2 L, 3208, 446, 446B, 446D, 561C, 916, 920, 926, 926A, 930, 930R, 941, 943, 953, AP-650B
6F8815	A:136.1MM / 6MM WIDTH	MUFFLER	12E, 235, 3116, 3126, 3126B, 330, 330 FM L, 330 L, 3304B, 330B, 330B L, 350, 613, 613B, 936, 936F, 950, 953, 955K, 955L, 977H, 977K, 980B, D342, D353C, D4E, D5, D5B, D6C, D6D, D6E, D6F SR, D9E, D9G
6N9298	A:151.62MM / 6MM WIDTH	MUFFLER GP	3114, 385C, 776C, 776D, 777B, 777D, 789, 789B, 789C, 793, 793B, 793C, 793D, 793F, 793F AC, 793F CMD, 795F AC, CG137-12, D10, G3408, G3408B, G3408C, G3412, TH48-E70
7H4266		MUFFLER	12E, 235B, 235C, 3116, 3126, 3126B, 3304, 3304B, 613, 613B, 621R, 627B, 936, 936F, 950, 955H, 955K, 955L, 966C, 977K, 980B, D3B, D5, D5B, D6C, D6D, D6E, G936
7N0808	A:52.04MM / 3MM WIDTH	MUFFLER GROUP	916, 920, 926, 926A, 930, 930R, 933, 933C, 939, 939C, 941, CB-54, CB-64, D3C III, D3G, D3K XL, D4C III, D4E, D4G, D4K XL, D5, D5B, D5C, D5C III, D5E, D5G, D5K LGP, IT18B, IT28B
7N5685	A:N/A / 3MM WIDTH	EXHAUST EXTENSION GP	120G, 16G, 225D, 235C, 245B, 3406B, 528B, 530B, 65, 65C, 65E, 75, 75C, 75D, 75E, 85C, 85D, 85E, 938H, 95E, 963B, 973, 980F, 980G, C-9, C32, C9, CX31-C9I, D6G, D7H, IT38H, TH31-E61
7N5686	A:N/A / 3MM WIDTH	EXHAUST EXTENSION GROUP	245, 245B, 578, 583R, 587R, 65, 657E, 65C, 65E, 75, 75C, 75D, 75E, 814F, 815F, 85C, 85D, 966F II, 970F, 994, D8N, D8R, D8R II, D9T
7S7680	A:96.57MM / 6MM WIDTH	GP-AIR CLEANER / MUFFLER GROUP	120H, 12H, 12H ES, 12H NA, 135H, 140B, 140G, 140H, 140H ES, 140H NA, 143H, 14E, 14G, 14H NA, 160G, 160H, 160H ES, 160H NA, 163H NA, 16G, 16H NA, 245, 30/30, 3126B, 3304, 3304B, 3306, 3306B, 3406, 3406
7S8735	A:72.6MM / 6MM WIDTH	EXHAUST EXTENSION GROUP	120G, 12F, 12G, 140B, 225D, 320 L, 320B, 320D, 320D GC, 320D L, 322B L, 322B LN, 322C, 322C FM, 323D L, 324D, 324D FM, 324D FM LL, 324D L, 324D LN, 325, 325 L, 325 LN, 325B, 325B L, 325C, 325C FM
8F5714	A:65.93MM / 6MM WIDTH	EXTENSION GP-EXHAUST	215, 613C, 613C II, 613G, 928G, 953, 963, AP-1000, AP-1050, AP-800C, BG-225B, BG-2455C, BG-245C, CB-534, CP-563, CS-531, CS-531C, CS-531D, CS-533, CS-533C, CS-533D, CS-563C, CS-573C, CS-583, CS-583C
8H2758	A:84.98MM / 6MM WIDTH	EXHAUST EXTENSION GROUP	12G, 235, 245, 611, 615, 615C, 627G, 627H, 627K LRC, 637D, 637E, 637G, 992, AP-655C, BG1000E, BG1055E, C-9, D4E, D6D, D8H
8S1353	A:108.23MM / 6MM	EXHAUST EXTENSION	657B, 666, 814F, 814F II, 815F II, 824G II, 824H, 825G II, 826G II, 826H, 834G, 834H, 836, 836H, 844, 854G, 972G II, 980G II, 988H, 990 II, 992G, D400E II, D9G
8S6783	A:86.19MM / 6MM WIDTH	EXHAUST EXTENSION GROUP	120G, 140G, 14G, 16, 227, 330D, 3406, 572G, 621, 621E, 623, 627, 627E, 627F, 627G, 637E, 637G, 814B, 815B, 966C, 966D, 966F, 977L, 980, 983, C7.1, D4H, D4H XL, D4HTSK II, D4HTSK III, D5H, D5H XL, D5HT

Part numbers are used for reference purposes only.

Costex Tractor Parts Copyright © 2023. All rights reserved.

CLAMPS (CONT.)

Part No.	Dimensions	Description	Applications
9S8068	A:71.24MM / 6MM WIDTH	MUFFLER GROUP	1090, 1190, 1190T, 1290T, 1390, 140G, 515, 517, 518, 518C, 525, 525B, 525C, 527, 528, 528B, 530B, 533, 535B, 535C, 543, 545, 545C, 613B, 815B, D3, HA770, HA771, HA870, HA871, TK370, TK371, TK380
9S8071	A:72.85MM / 6MM WIDTH	MUFFLER GROUP	515, 517, 518, 518C, 525, 525B, 525C, 527, 528, 528B, 530B, 535B, 535C, 545C, D3



Part No.	Dimensions or Type	Description	Applications
1081770	CLAMP-PIPE	MUFFLER GP	561M, 924F, 928F, 938F, 950F II, 953C, D5M, D5N, D6M, D6N, IT18F, IT24F, IT28F, IT38F
1374499	CLAMP AS	FITTING GP-EXHAUST	416C, 426C, 428C, 436C, 438C, 966F II, AP-800C, AP1000E, AP1055E, AP555E, BG-225B, BG-225C, BG1000E, BG1055E, BG500E, C4.4, CB-534B, CB-534C, CB-534D, CB-535B, CB-564D, PS-200B
2W9779	CLAMP-BAND	MANIFOLD GP-EXHAUST	3412, 3412C, 3412E, 631D, 69D, 769C, 769D, 771D, 772B, 773B, 773D, 773E, 775B, 775D, 775E, AD40, AD45, AE40, AE40 II, PM-565B, SPS342
4P0659	CLAMP	EXTENSION GP-EXHAUST	140H, 143H, 14H, 160H, 163H, 16H, 16H NA, 844, 938G II, 950G II, 962G II, 990, 990 II, 992C, 992D, IT38G II
5A8599	CLAMP	MUFFLER GP	931C, 933, 933C, 939, 939C, 950, 955K, D3C III, D4C III, D5C III, D6D, D6G, D6G2 LGP, D6G2 XL, IT12B
7N0810	ID:68.85MM / 3MM WIDTH	EXHAUST EXTENSION GP	235C, 914G, 930G, 931C, 935C, 936F, 950, 955K, 955L, 973, 973C, D4E, IT14G, IT14G2
8S1460	ID:104.67MM / 6MM WIDTH	EXHAUST EXTENSION GROUP	3306, 3306B, 3406, 3406B, 3406C, 3408, 621B, 623F, 623G, 627F, 631C, 637D, 641B, 650B, 657B, 768C, 769C, 769D, 771C, 771D, 772, 834B, 836, 988B, 988F, 988F II, C15, C18, C27, C32, CX31-C15I, CX35-P800



Part No.	Dimensions or Type	Description or Type	Applications
1358168	CLAMP	MUFFLER GP	416B, 416C, 416D, 420D, 424D, 426B, 426C, 428B, 428C, 428D, 430D, 432D, 436C, 438C, 438D, 442D
1411480	CLAMP AS	EXTENSION GP-EXHAUST	120H, 120M 2, 12H, 12M, 12M 2, 140H, 140M, 140M 2, 160M, 160M 2, 16H, 16M, 235B, 324E, 324E L, 324E LN, 329E, 329E L, 329E LN, 330, 330B L, 450E, 572R, 572R II, 637D, 773F, 775F, 777F, 814F, 814F II
3087112	CLAMP	DUST EJECTOR	527, D6K2, D6R, D6R III, D6R STD, D6T, D7R XR
3887012	CLAMP-BENT BOLT	EXTENSION GP-EXHAUST	120K, 120K 2, 12K, 140K, 140K 2, 160K, 322C, 325C, 414E, 416E, 416F, 420E, 420F, 422F, 428F, 430E, 430F, 432F, 434F, 444F, 627H, 627K LRC, 953C, 963C, 973C, 973D, D3K XL, D3K2 LGP, D4K XL, D4K2 XL
3887016	CLAMP-BENT BOLT	PIPE GP-EXHAUST	120H, 12M 3, 12M 3 AWD, 135H, 140H, 140M 3, 140M 3 AWD, 143H, 14H, 14M, 160H, 160M 3, 160M 3 AWD, 163H, 16M, 2570C, 2670C, 324E, 324E L, 324E LN, 329E, 329E L, 329E LN, 336E, 336E H, 336E HVG, 336E L

CLAMPS (CONT.)

Part No.	Dimensions or Type	Description or Type	Applications
3887017	CLAMP-BENT BOLT	DUST EJECTOR	330C, 330C L, 330D, 330D FM, 330D L, 330D MH, 336D, 336D L, 336D2, 336D2 L, 340D L, 340D2 L, 980C, D5R LGP, D6N, D8R, D8T, M330D, RM-300
3887018	CLAMP-BENT BOLT	PIPE AS-EXHAUST EXTENSION	621H, 621K, 623H, 623K LRC, 627H, 627K LRC, 770, 770G, 772, 772G, 924K, 930K, 938G, 938G II, 938K, 950F II, 950G, 960F, 962G, 994, 994D, 994F, 994H, IT38G, IT38G II
1W1305	ID:125.4MM / 6MM WIDTH	KIT-AIR CLEANER	772B, 773B, 773D, 773G, 775B, 775D, 775G, 775G, 784B, 784C, 785, 785B, 785C, D10R
2F5152	ID: 58.39MM	AIR CLEANER	120B, 12F, 215, 3114, 3208, 561B, 561C, 583H, 910, 916, 920, 926, 930, 931B, 941, 955C, 977D, D3, D315, D4D, D4E, D5, D6C, IT28, IT28B
3H8604	ID: 64.74MM	MUFFLER GP	3116, 613C, 910, 920, 930, 941, 963, AP-1000B, AP-1055B, AP-900B, BG-2455C, BG-245C, CB-634D, CP-563, CS-531, CS-531C, CS-533, CS-533C, CS-563C, CS-573C, CS-583, CS-583C, D3B, D4D, D4H, D4HTSK II
4F4974	ID: 71.025MM	MUFFLER GP	120G, 12E, 12F, 12G, 140G, 14G, 215, 215B, 225, 225D, 227, 229, 231D, 3208, 3304, 3306, 3306B, 517, 518, 518C, 525C, 527, 535C, 545C, 561D, 583H, 613, 615, 627B, 930, 936, 941, 950, 953C, 955C, 955H
4P3778	CLAMP	EXTENSION GP-EXHAUST	120G, 12G, 12H, 12H ES, 12H NA, 130G, 140G, 140H, 140H ES, 140H NA, 143H, 14G, 14H NA, 160G, 160H, 160H ES, 160H NA, 163H NA, 3306, 815B, 930R
4W8851	2.7MM WIDTH	MUFFLER GP	428, AP-650B, AP-800D, CB-534B, CB-534C, CB-535B, CP-433B, CP-433C, CP-433E, CS-323C, CS-431C, CS-433C
5A8600	CLAMP	MUFFLER GP	938F, 950, 955K, 955L, D6D, D6G, D6G2 LGP, D6G2 XL, IT38F
5D5017	6MM WIDTH	EXTENSION GP-PRECLEANER	657, 69D, 972G, 972G II, AD45B, AD55, D8H
5H7292	ID:103.64MM / 6MM WIDTH	EXHAUST EXTENSION	3406C, 3408, 3408C, 3408E, 3412, 3412C, 3456, 517, 527, 615C, 621, 621B, 623, 627F, 631C, 641B, 650B, 657, 657B, 666, 768B, 772, 824, 824B, 834, 988, D343, D8H, D9E, D9G
5S5327	ID:106MM / 6MM WIDTH	EXHAUST EXTENSION	651E, 657, 657E, 666, 769D, 771D, 955L, D10N, D8L, D9G, D9L, R1600G, R1700G
6B3771	5MM WIDTH	LINES GP-AIR	24H, 631D, 637D, 639D, 69D, 768C, 769C, 988B, 988F, AD40, AD45, AE40, AE40 II, CB-434D, CB-521, CD-54
6F8814	ID:84.25MM / 6MM WIDTH	MUFFLER GP	16, 1673, 16G, 215, 225, 225D, 227, 229, 235, 235C, 235D, 3176B, 3176C, 3196, 3208, 3304, 3306, 3306B, 3406, 3406B, 3406C, 3408, 572R, 613C, 613C II, 621, 621B, 621R, 623, 627B, 637E, 65, 777F, 824C
7E1397	CLAMP-PIPE	PIPE AS-EXHAUST EXTENSION	24M, 3306B, 3406C, 770, 772, 793D, 854G, 938G, 938G II, 950F, 950F II, 950G, 950G II, 960F, 962G, 962G II, 992G, 994D, D250E, D250E II, D300D, D300E, D300E II, D350E, D350E II, D400E, D400E II, IT38G
7E3870	CLAMP-MUFFLER	MUFFLER GP	120H, 120H ES, 120H NA, 135H, 135H NA, 140G, 3126B, 320B, 322B LN, 322C, 322C FM, 325B L, 325C, 325C FM, 330, 330 FM L, 330B, 330B L, 35, 350, 416D, 416E, 420D, 420E, 422E, 424D, 428D, 428E, 430D
7E6455	CLAMP	EXTENSION GP-EXHAUST	330, 330B L, 330C, 330C FM, 330C L, 330C MH, 330D, 330D L, 330D LN, 330D MH, 336D L, 336D LN, 45, 583T, 587T, 735, 735B, 740, 740B, 814F, 814F II, 815F, 815F II, 816F, 816F II, 824C, 834G, 836G, 854K
7W1208	CLAMP	DUST EJECTOR GP	589, D10N, D10R, D11N, D11R, D8L, D9N, D9R, D9T
8M0280	ID:88.93MM / 6MM WIDTH	EXHAUST EXTENSION GP	16, 65, 651E, 657E, 950B, 950B/950E, 980
8S5444	ID:98.73MM / 6MM WIDTH	MUFFLER GROUP	16G, 3406, 5110B, 621E, 657B, 69D, 824B, 824C, 826C, 933C, 980C, 980F, 983B, D3C III, D9G, RM-250C, RM-350B, RR-250, RR-250B, SM-350, SS-250



Part No.	Dimensions	Description	Applications
1745415	MIN:157.23MM / MAX:165.1MM / WIDTH 19MM	PRECLEANER	12M, 12M 2, 12M 3, 12M 3 AWD, 140G, 140H, 140M, 140M 2, 140M 3, 140M 3 AWD, 143H, 14H, 14M, 160H, 160M, 160M 2, 160M 3, 160M 3 AWD, 163H, 16H, 3126B, 320D, 320D FM, 320D L, 320D LN, 320D2, 320D2 L



Part No.	Dimensions	Description	Applications
8S6824	MAX:333.25MM	ADAPTER GP-AIR CLEANER	24H, 3126B, 3406E, 3408, 3408C, 3408E, 3412, 3412C, 3412E, 3456, 5130, 5130B, 5230, 5230B, 631D, 631E, 631G, 633E II, 637D, 637E, 637G, 641B, 650B, 651E, 657B, 657E, 657G, 772, 773, 824H, 825H, 826H



Part No.	Dimensions	Description	Applications
0947583	CLAMP AS	MUFFLER GP	315D L, 318C, 318D L, 319C, 319D, 319D L, 319D LN, 320B, 320C, 320C FM, 320C L, 320D, 320D FM, 320D FM RR, 320D L, 320D LN, 320D LRR, 320D RR, 321B, 321C, 321D LCR, 323D L, 323D LN, E120, E140
1318881	CLAMP AS	MUFFLER GP	1090, 1190, 1190T, 1290T, 1390, 2290, 2390, 2391, 2491, 2590, 330C, 330C L, 330D, 330D L, 330D LN, 330D MH, 336D2, 345B, 345B II, 345B II MH, 345B L, 511, 521, 521B, 522, 522B, 532, 541, 541 2, 551
2419264	CLAMP-MUFFLER	PIPE GP-EXHAUST	320D GC, 320D L, 320D2, 320D2 GC, 320D2 L, 322C, 322C FM, 323D L, 323D2 L, 324D, 324D L, 324D LN, 325C, 325C FM, 325D, 325D L, 326D L, 328D LCR, 329D, 329D L, 329D LN, 35, 45, 525C, 535C, 545C, 55, 58
3244167	CLAMP AS	MUFFLER GP	320C, 320D, 320D FM, 320D GC, 320D L, 320D LN, 320D LRR, 320D RR, 321D LCR, 323D L, 323D LN, 323D SA
7C1377	CLAMP	PIPE GP-EXHAUST	953B, 953C, 963B, 963C
7Y1532	CLAMP AS	MUFFLER GP	320 L, 322B L, 322B LN, 322C, 322C FM, 324D FM, 324D FM LL, 324D L, 325, 325 L, 325 LN, 325B, 325B L, 325C, 325D FM, 325D FM LL, 325D L, 325D MH, 329D L, 330, 330 L, 350, E240C, EL240B, M325B
6210-11-5232	CLAMP KOMATSU®	MUFFLER	6D140, HB205, HB215, PC160, PC200, PC200EL, PC200EN, PC200LL, PC200Z, PC210, PC220, PC220LL, PC230NHD, PC240, PC250, PC270, PC290, PC300, PW140, PW148, PW160, PW180, PW200, PW220, S6D102E, SAA4D107E



## CLAMP-V BAND

Part No.	Dimensions	Description	Applications
1893620	ID:134.6MM	TURBOCHARGER GP	773B, 773D, 773E, 775B, 775D, 775E, C-18
2021839	ID:181MM	MUFFLER GP	725, 730, 735, 740
2149367	ID:149.4MM	LINES GP-AIR	C27, C32, D10N, D10R, D10T, D11R, D11T, TH48-E70
2395858	ID:202.7MM	TURBOCHARGER GP	12M 2, 12M 3, 12M 3 AWD, 140M 2, 140M 3, 140M 3 AWD, 160M 2, 160M 3, 160M 3 AWD, 16M, 2864C, 336E, 336E H, 336E HVG, 336E L, 336E LH, 336E LN, 336F L, 345C L, 345C MH, 345D, 345D L, 345D L VG, 349D
1W2431	ID:119.1MM	CLAMP-BAND	120K, 120K 2, 12K, 12M, 140G, 140H, 140K, 140K 2, 140M, 143H, 14H, 160H, 160K, 160M, 163H, 2864C, 30/30, 3116, 3126, 3126B, 3126E, 3176B, 3208, 322C, 322C FM, 324D, 324D FM, 324D FM LL, 324D L, 324D L
1W3088	ID:148.3MM	MUFFLER GP	16H NA, 578, 583R, 583T, 587R, 587T, 621E, 621F, 623E, 623F, 627B, 627E, 627F, 627G, 637E, 637G, 824C, 824G, 824G II, 825G, 825G II, 826G, 826G II, 980G, 980G II, D6R, D7H, D7R, D8N, D8R, D8R II, D8T
1W5455	ID:106.3MM	ELBOW GP-EXHAUST	12M 2, 12M 3, 12M 3 AWD, 140M 2, 140M 3, 140M 3 AWD, 160M 2, 160M 3, 160M 3 AWD, 225D, 231D, 2864C, 3208, 336E, 336E H, 336E HVG, 336E L, 336E LH, 336E LN, 336F L, 349E, 349E L, 349E L HVG, 349E L VG
1W6694	ID:212MM	MUFFLER GP	24H, 5130, 5130B, 589, 631E, 631G, 633E II, 637E, 637G, 651E, 657E, AD55, D10N, D10R, D11N, D11R, D8L, D9L, D9N, D9R, PM-200, PM-201, PM-565, PM-565B
1W9311		TURBOCHARGER GP	16M, 3126, 3208, 345C, 345C L, 345C MH, 345D, 345D L, 345D L VG, 349D, 349D L, 613C, 621H, 621K, 623H, 623K LRC, 627H, 627K LRC, 725, 730, 730C, 775G, 966H, 972H, 980C, AD55B, AD60, C-10, C-12, C11
2N8109	ID:76.2MM	BREATHER	16G, 16H NA, 245, 24H, 2864C, 324D, 324D FM, 324D FM LL, 324D L, 324D LN, 325D, 325D FM, 325D FM LL, 325D L, 325D MH, 326D L, 328D LCR, 329D, 329D L, 329D LN, 336E, 336E H, 336E HVG, 336E L, 336E LH
3N8468	ID:98MM	LINES GP-WATER	3406E, 3408, 3408B, 3408C, 3412, 3412C, 3412D, 3412E, 3508, 3508B, 3508C, 3512, 3512B, 3516B, C-15, C15, C18, C30, C32, G3516C
3N8469	ID:228MM	PUMP GP-AUXILIARY SEA WATER	3408, 3408C, 3412, 3412C, 3412D, 3412E, 3508, 3508B, 3508C, 3512, 3512B, 3516B
4W3034	ID:90MM	BREATHER GP -CRANKCASE	3116, 3126, 3126B, 3208, 3412E, 3508, 3508B, 3508C, 3512, 3512B, 3512C, 3516, 3516B, 3516C, 3606, 3608, 3612, 3616, 3618, 5130, 5130B, 5230, 5230B, 773F, 773G, 773G LRC, 775G, 775G LRC, 775G
4W9160	ID:146.1MM	TURBO EXHAUST FLANGE	3176C, 3196, 3406B, 3406E, 3456, 345B II, 345B II MH, 345C, 345C L, 345C MH, 345D, 345D L, 345D L VG, 349D, 349D L, 365B, 365B II, 365B L, 365C, 365C L, 365C L MH, 374D L, 374F L, 375, 375 L, 385B
5L7631	ID:143.5MM	ELBOW GP-EXHAUST	1673, 1673B, 1673C, 1674, 1676, 1693, 245, 245B, 3304, 3304B, 3306, 3306B, 3306C, 3406, 3406B, 3406C, 3406E, 3408, 3408C, 3408E, 3412, 3412C, 3412E, 3456, 621B, 627F, 992C, C-15, C-16, C-18, C15
5L9316	ID:114.3MM	BELLOWS COUPLING GROUP	1676, 225, 229, 3304, 3306, 3412, 3412C, 772B, 773B, 775B, D330A, D330B, D333A, D333B, D334, D336, D342C, PM3412, SCT673, SPS342, SPT342



CLAMP-V BAND (CONT.)

Part No.	Dimensions	Description	Applications
6L3005	ID:134.6MM	TURBOCHARGER GP	3406, 3406E, 3508, 3508B, 3508C, 3512, 3512B, 3512C, 3516, 3516B, 3516C, 5130, 5130B, 5230, 5230B, 773D, 773F, 775D, 775F, 776C, 776D, 777, 777B, 777C, 777D, 777F, 785C, 785D, 789, 789B, 789C, 789D
7C0752		ELBOW GP-EXHAUST	120H, 120H ES, 120H NA, 12H, 135H, 135H NA, 140H, 143H, 14H, 160H, 163H, 213B, 214B, 224B, 3114, 3116, 320 L, 320B, 322B L, 322B LN, 322C, 322C FM, 325, 325 L, 325 LN, 325B, 325B L, 613C II, BG-2455C
8N0878	ID:88.9MM	AIR LINES GROUP	3408, 3412, 3412C, 3508B, 3512B, 3516B, 589, 631E, 633E II, 637D, 637E, 639D, 651E, 657E, 768C, 769C, 773B, 988B, 988F, D10N, D10R, D8L, D9L, D9N, D9R, PR-450, PR-450C, SCT673, SPS342, SPT342
8N0879	ID:97.03MM	EXHAUST PIPE GROUP-STRAIGHT	24H, 3208, 3408, 3408C, 3408E, 3412, 3412C, 3412E, 589, 631D, 631E, 631G, 633E II, 637D, 637E, 637G, 639D, 651E, 657E, 69D, 768C, 769C, 769D, 771C, 771D, 772B, 773B, 773F, 773G, 773G LRC
8N2745	ID:133.4MM	AIR LINES GROUP	3408, 589, 980G, D10N, D10R, D8L, D9L, D9N, D9R
9N1941	ID:149.4MM	EXHAUST ADAPTER GROUP	14M, 16H, 16M, 2290, 2390, 2391, 2491, 24M, 2590, 3116, 330C, 330C FM, 330C L, 330C MH, 330D, 330D FM, 330D L, 330D LN, 330D MH, 336D, 336D L, 336D LN, 336D2, 3406, 3406B, 3406C, 3406E, 3408, 340D L
9N5085	ID:80.8MM	LINES GP-AIR	12M 2, 12M 3, 12M 3 AWD, 140M 2, 140M 3, 140M 3 AWD, 160M 2, 160M 3, 160M 3 AWD, 2864C, 3208, 336E, 336E H, 336E HVG, 336E L, 336E LH, 336E LN, 336F L, 349E, 349E L, 349E L HVG, 349E L VG, 349F L
6742-01-3620		TURBOCHARGER	538, 542, 850B, 870B, D51EX/PX, D61EX, D61PX, Engine, GD650A, PC240, PC290, PC300, PC300HD, PC300LL, PC340, PC350, PC350HD, PC350LL, PC360, PC380, PC390, PC390LL, PW180, S6D114E, SA6D114, SA6D114E



STAINLESS STEEL HOSE CLAMPS

Part No.	Dimensions	Description	Applications
1036714		AIR CLEANER GP	236, 248, 267, 3003, 3011C, 3013C, 3014, 3024C, 3034, 3054, 3054B, 3054C, 3054E, 3056, 3056E, C1.1, C1.5, C2.2, C4.4, C4.4XQ100, C4.4XQ80, SPF343C
1081610		LINES GP-STEERING	120H, 120H ES, 120H NA, 120K, 120K 2, 12H, 12H ES, 12H NA, 12K, 135H, 135H NA, 140H, 140H ES, 140H NA, 140K, 140K 2, 143H, 14H, 14H NA, 160H, 160H ES, 160H NA, 160K, 163H, 163H NA, 16H, 16H NA, 621G
1102445	MIN:16MM / MAX:45MM	FUMES DISPOSAL GP	120H, 12H, 135H, 140H, 143H, 14H, 160H, 163H, 16H, 3208, 3508C, 3512C, 3516C, 414E, 416C, 416D, 416E, 420D, 420E, 422E, 424B, 424B HD, 424D, 426C, 428C, 428D, 428E, 430D, 430E, 432D, 432E, 434E, 436C
1274471	MIN:33MM / MAX:37MM	LINES GP-WATER	14H NA, 16H, 16H NA, 16M, 246C, 256C, 262C, 262C2, 272C, 277C, 277C2, 279C, 279C2, 287C, 287C2, 289C, 289C2, 297C, 299C, 3114, 3116, 311F LRR, 3126, 3126B, 3126E, 320 L, 322B, 325 L, 325B, 349D L
1279133		EXHAUST EXTENSION PIPE GROUP	950G II, 950H, 988F, 988F II
1280856	MIN:311MM	LINES GP-AIR	3512B, 3512C, 3516B, 3516C, 776C, 776D, 777, 777B, 777D, 777F, 777G, 793F AC, 797F, C15, C27, C32, G3508B, G3512B, G3516, G3516B, G3520B, PM3516, SCT673, SPF343C

SS HOSE CLAMPS (CONT.)

Part No.	Dimensions	Description	Applications
1411667	MIN:38MM / MAX:42MM	AIR CLEANER GP	216, 228, 236, 247, 248, 267, 287, 3054C, 3054E, 3056E, 414E, 416D, 416E, 416F, 420D, 420E, 420F, 422E, 422F, 424D, 428D, 428E, 428F, 430D, 430E, 430F, 432D, 432E, 432F, 434E, 434F, 442D, 442E, 444E
1541824		PUMP GP-WATER	216, 216B, 232B, 242B, 247B, 3011C, 3013, 3013C, 3014, 302.5, 3024, 3024C, 303.5, 304.5, 902, C1.1, C1.5, C1.6, C2.2, CB-14, CB-214D, CB-214E, CB-334D, CB-334E, CB-335D
1591503	MIN:17MM / MAX:31MM	TANK GP-FUEL / LINES GP-FILTER	120H, 120H ES, 120H NA, 120M 2, 12H, 12M 2, 12M 3, 12M 3 AWD, 135H, 140H, 140M 2, 140M 3, 140M 3 AWD, 160H, 160M 2, 160M 3, 160M 3 AWD, 30/30, 3126B, 3412, 3412C, 414E, 416D, 416E, 420D, 420E, 422E
1803007	MIN:44MM / MAX:70MM	BREATHING GP	216, 216B, 216B3, 226B, 226B3, 228, 232B, 236, 236B, 236B3, 236D, 242B, 242B3, 242D, 246C, 246D, 247, 247B, 247B3, 248, 252B, 252B3, 256C, 257B, 257B3, 257D, 259B3, 259D, 262C, 262C2, 262D, 267, 267B
2375176	MIN:46MM / MAX:53	HOUSING & REGULATOR GP	30/30, 3114, 3116, 3126, 3126B, 3126E, 322C, 325D L, 329D L, 330C, 330C FM, 330C L, 330C MH, 330D L, 3406E, 561N, 570B, 613G, 621H, 623H, 627H, 637D, 938G II, 950H, 953C, 963C, 973D, C-9, C7, C9, CX31
3359214		COVER GP-SHIPPIING	120K, 120M, 120M 2, 12K, 12M, 12M 2, 12M 3, 12M 3 AWD, 140K, 140K 2, 140M, 140M 2, 140M 3, 140M 3 AWD, 14M, 160K, 160M, 160M 2, 160M 3, 160M 3 AWD, 16M, 3176C, 3196, 345B, 345B II, 345B II MH, 345B L
3473148		CLAMP-BAND	120H, 120K, 120K 2, 12H, 12K, 12M, 135H, 140G, 140K, 140K 2, 140M, 140M 2, 160K, 160M, 160M 2, 2290, 2390, 2391, 2491, 2590, 3126B, 3126E, 322C, 322C FM, 324D, 324D FM, 324D FM LL, 324D L, 324D LN
1P4278	MIN:6MM / MAX:16MM	AIR CLEANER GP	1090, 1190, 1190T, 120G, 120H, 120M, 120M 2, 1290T, 12F, 12G, 12H, 12M, 12M 2, 12M 3, 12M 3 AWD, 130G, 135H, 1390, 140, 140G, 140H, 140M, 140M 2, 140M 3, 140M 3 AWD, 143H, 14E, 14G, 14H, 14M, 16, 160H
1W4724	MIN:52MM / MAX:76MM	FUMES DISPOSAL GP	1090, 1190, 1190T, 1290T, 212, 214, 3034, 3054B, 3056, 3116, 3204, 3208, 322B L, 325B L, 330B L, 345B, 345B II, 345B II MH, 345B L, 374F L, 385B, 390F L, 428, 508, 517, 527, 533, 543, 65, 824C, 826G
2G0617		SUPPORT GP-LIGHT	120G, 120H, 120H ES, 120H NA, 120K, 120K 2, 120M, 120M 2, 12G, 12H, 12H ES, 12H NA, 12K, 12M, 12M 2, 12M 3, 12M 3 AWD, 130G, 135H, 135H NA, 140G, 140H, 140H ES, 140H NA, 140K, 140K 2, 140M, 140M 2
2J1737	MIN:75MM / MAX:100MM	AFTERCOOLER CONNECTIONS GROUP	117, 163, 1676, 183B, 215, 215B, 623, 651, 657, 814, 814S, 815, 950, 977H, 977K, 980, 980B, 983, 992, D25C, D30C, D334, D336, D342C, D343, D350C, D353C, D35C, D35HP, D379, D379A, D379B, D398, D398A
2S3440	MIN:24MM / MAX:38MM	FUMES DISPOSAL GP	1140, 1145, 1150, 1160, 120H, 120K, 120K 2, 120M, 12H, 12K, 135H, 140H, 140K, 140K 2, 143H, 14H, 160H, 160K, 163H, 1674, 1676, 1693, 16H, 212, 214, 215, 215B, 215D, 216, 216B, 216B3, 224, 225, 226B
3E7419	MIN:70MM / MAX:92MM	LINES GP-TURBOCHARGER AIR	14M, 2384C, 2484C, 301.5, 3126B, 3126E, 330, 3306B, 416C, 426C, 428C, 436C, 438C, 559C, 579C, 65C, 75C, 75D, 784B, 784C, 785, 785B, 785C, 789B, 789C, 793B, 793C, 797, 85C, 85D, AP-1050, C15, C18, C7
4J8535	MIN:270MM / MAX:292MM	SUSPENSION GP-FRONT	776C, 776D, 777B, 777D, 777F, 777G
4J8536	MIN:250MM / MAX:273MM	AIR CLEANER GP	3408, 3412, 3412C, 3412E, 5130, 5130B, 5230, 5230B, 69D, 768C, 769, 769C, 769D, 770, 770G, 771C, 771D, 772, 772B, 772G, 773B, 773D, 773E, 773F, 773G, 773G LRC, 775B, 775D
5D1026	MIN:16MM / MAX:27MM	FUMES DISPOSAL GP	1090, 1190, 1190T, 120G, 120H, 120H ES, 120H NA, 1290T, 12G, 12H, 12H ES, 12H NA, 130G, 135H, 135H NA, 1390, 140G, 140H, 140H ES, 140H NA, 143H, 14G, 14H, 14H NA, 14M, 153, 160G, 160H, 160H ES, 160H N
5D2645		CONVERSION GP-SCARIFIER	120H, 120H ES, 120H NA, 120K, 120K 2, 12H, 12H ES, 12H NA, 12K, 135H, 135H NA, 140H, 140H ES, 140H NA, 140K, 140K 2, 143H, 14G, 14H, 14H NA, 16, 160H, 160H ES, 160H NA, 160K, 163H, 163H NA, 16G, 16H
5P0597	MIN:32MM / MAX:67MM	DUST EJECTOR GROUP	120G, 120H, 120M 2, 12G, 12H, 12H ES, 12H NA, 12M 2, 130G, 140, 140B, 140G, 140H, 140H ES, 140H NA, 140M, 140M 2, 143H, 14G, 14H NA, 14M, 153, 160G, 160H, 160H ES, 160H NA, 160M, 160M 2, 163, 163H NA
5P0598	MIN:54MM / MAX:105MM	LINES GP-WATER -CONNECTION	120B, 120G, 12G, 130G, 140B, 140G, 143H, 14G, 160G, 160H, 16G, 173B, 183B, 215, 215D, 219D, 225, 229, 229D, 231D, 235, 235B, 235C, 245, 245B, 2470C, 2570C, 2670C, 2864C, 3054C, 3054E, 3056E, 307C
5P0599	MIN:100MM / MAX:156MM	LINES GP-WATER -CONNECTION	120H, 120H ES, 120H NA, 120K, 120K 2, 120M, 120M 2, 12H, 12H ES, 12H NA, 12K, 12M, 12M 2, 12M 3, 12M 3 AWD, 135H, 135H NA, 140H, 140H ES, 140H NA, 140K, 140K 2, 140M, 140M 2, 140M 3, 140M 3 AWD, 143H
5P0600	MIN:156MM / MAX:228MM	AIR CLEANER CAP GROUP	1090, 1190, 1190T, 1290T, 12M 2, 12M 3, 12M 3 AWD, 1390, 140M 2, 140M 3, 140M 3 AWD, 160M 2, 160M 3, 160M 3 AWD, 2290, 2390, 2391, 2491, 2590, 3126B, 3176B, 3176C, 3196, 322B L, 322C FM, 325B L, 325C
5P1717	MIN:88MM / MAX:130MM	LINES GP-AIR	120M, 120M 2, 12M, 12M 2, 12M 3, 12M 3 AWD, 140M, 140M 2, 140M 3, 140M 3 AWD, 160M, 160M 2, 160M 3, 160M 3 AWD, 16M, 225D, 231D, 235, 236, 245, 247, 248, 262D, 267, 272D, 272D XHP, 287, 287D, 289D

## SS HOSE CLAMPS (CONT.)

Part No.	Dimensions	Description	Applications
5P2230	MIN:32MM / MAX:50MM	FUMES DISPOSAL GROUP	120G, 120H, 120H ES, 120H NA, 120K, 120K 2, 120M, 12G, 12K, 12M, 130G, 135H, 135H NA, 140B, 140H, 140K, 140K 2, 140M, 143H, 14G, 14H NA, 14M, 153, 160H, 160H ES, 160H NA, 160K, 160M, 163H NA, 1673C
5P3860	MIN:146MM / MAX:180MM	COVER GP-TURBOCHARGER	140H ES, 140H NA, 143H, 14H NA, 14M, 160H ES, 160H NA, 163H NA, 16H NA, 16M, 245, 245B, 3208, 322C, 322C FM, 325C, 325C FM, 328D LCR, 3306, 3306B, 330C, 330C FM, 330C L, 330C MH, 3406, 3406B, 3406C
5P4868	MIN:60MM / MAX:80MM	FASTENER GP-FUMES DISPOSAL	120B, 120G, 120H, 120H ES, 120H NA, 120K, 120K 2, 120M, 12G, 12H, 12H ES, 12H NA, 12K, 12M, 130G, 135H, 135H NA, 140B, 140G, 140H, 140H ES, 140H NA, 140K, 140K 2, 140M, 143H, 14G, 14H, 14H NA, 14M
5P4869	MIN:152.4MM / MAX:203.2MM	COVER GP-ACCESS -TURBOCHARGER	2384C, 245B, 2484C, 305D CR, 3176B, 3412, 3412C, 3412E, 345B, 345B II, 345B II MH, 345B L, 3508, 3508B, 3508C, 3512, 3512B, 3512C, 3516, 3516B, 3516C, 365B, 365B II, 365B L, 450E, 450F, 559C, 579C
5P4961	MIN:11.11MM / MAX:19.84MM	LINES GP-AIR	1090, 1190, 1190T, 120H, 120H ES, 120H NA, 120K, 120K 2, 120M, 120M 2, 1290T, 12H, 12K, 12M, 12M 2, 135H, 135H NA, 1390, 140H, 140K, 140K 2, 140M, 140M 2, 143H, 14H, 14M, 160H, 160K, 160M, 160M 2
6S8620	MIN:13MM / MAX:23MM	LINES GP-DRAIN	120G, 120H ES, 120H NA, 12G, 12H ES, 12H NA, 130G, 135H, 135H NA, 140G, 140H ES, 140H NA, 143H, 14H NA, 160G, 160H ES, 160H NA, 163H NA, 16G, 16M, 24M, 307B, 311F LRR, 312B L, 312D2, 312D2 GC, 312D2 L
6V3582	MIN:83MM / MAX:105MM	LINES GP-AIR	216, 232B, 236, 236B, 236B3, 236D, 242B, 242B3, 242D, 246C, 246D, 247, 247B, 248, 24H, 24M, 256C, 257B, 257B3, 257D, 259B3, 259D, 262C, 262C2, 262D, 267, 267B, 268B, 272C, 277C, 277C2, 277D, 279C, 279
6V4372	MIN:266.5MM / MAX:282MM	EXTENSION GP-AIR CLEANER	3606, 3608, 3612, 3616, 631G, 637G, 784B, 785, 785B, 785C, 789, 793, 793B, 793C, 797, AD45B, AD55, C280-12, C280-6
7Y1650	MIN:200MM / MAX:231MM	COVER GP-SWIVEL	315C, 315D L, 318C, 319C, 320 L, 320B, 320B FM LL, 320B L, 320C, 320C FM, 320C L, 320D, 320D FM, 320D FM RR, 320D GC, 320D L, 320D LN, 320D LRR, 320D RR, 320D2, 320D2 GC, 320D2 L, 320E, 320E L, 320E L
8T0154	MIN:19MM / MAX:28MM	LINES GP-ENGINE OIL DRAIN	120G, 12G, 130G, 140G, 14G, 14M, 16G, 216, 216B, 216B3, 226B, 226B3, 228, 236, 236B, 242B, 247, 247B, 247B3, 248, 252B, 259B3, 267, 267B, 268B, 2864C, 287, 3406B, 3406C, 414E, 416, 416B, 416D, 416E
8T1117	MIN:29MM / MAX:44MM	FUMES DISPOSAL GP	120K, 120K 2, 120M, 120M 2, 12K, 12M, 12M 2, 12M 3, 12M 3 AWD, 140K, 140K 2, 140M, 140M 2, 140M 3, 140M 3 AWD, 14M, 160K, 160M, 160M 2, 160M 3, 160M 3 AWD, 16M, 225D, 24M, 2864C, 3208, 324D, 324D FM
8T6726	MIN:95MM / MAX:118MM	LINES GP-AIR	225, 229, 236B, 236B3, 236D, 242B3, 242D, 246C, 246D, 252B, 252B3, 256C, 257B3, 257D, 259B3, 259D, 262C, 262C2, 262D, 272C, 272D, 272D XHP, 277C, 277C2, 277D, 279C, 279C2, 279D, 287C, 287C2, 287D, 289
8T9402	MIN:24MM / MAX:32MM	LINES GP-AIR	120H, 120H ES, 120H NA, 120M, 12M, 135H, 135H NA, 3114, 3116, 3126, 320 L, 3208, 322B L, 322B LN, 322C, 322C FM, 325, 325 LN, 325B, 325B L, 414E, 416C, 416D, 416E, 416F, 420D, 420E, 420F, 422E, 422F
9M0164	MIN:38MM / MAX:63MM	LINES GP-AUXILIARY-SEA WATER	120H, 12H, 12H ES, 12H NA, 12M 2, 12M 3, 12M 3 AWD, 135H, 140, 140G, 140H, 140H ES, 140H NA, 140M 2, 140M 3, 140M 3 AWD, 143H, 14E, 14H, 14H NA, 153, 16, 160H, 160H ES, 160H NA, 160M 2, 160M 3, 160M 3
9M2904	MIN:35MM / MAX:51MM	FUMES DISPOSAL GP	1150, 1160, 120G, 120H, 120H ES, 120H NA, 120K, 120K 2, 120M 2, 12G, 12H, 12H ES, 12H NA, 12K, 12M, 12M 2, 12M 3, 12M 3 AWD, 130G, 135H, 135H NA, 140, 140B, 140G, 140H, 140H ES, 140H NA, 140K, 140K 2
9M6738	MIN:84MM / MAX:108MM	DUCT GP-CAB AIR	12F, 183B, 225, 3003, 3013, 3013C, 3014, 3024, 3024C, 3054, 3054C, 3054E, 307, 308C, 312, 312B L, 315, 315B L, 317, 317B LN, 318B, 322 FM L, 330, 330 L, 3304, 3306, 35, 350, 375, 375 L, 416, 416B, 416
9M7958	MIN:22MM / MAX:44MM	LINES GP-HYDRAULIC	120G, 120H, 120M, 120M 2, 12H, 12M, 12M 2, 12M 3, 12M 3 AWD, 140H, 140M, 140M 2, 140M 3, 140M 3 AWD, 14M, 160H, 160M, 160M 2, 160M 3, 160M 3 AWD, 1673, 1673B, 1674, 1676, 1693, 16M, 191, 215, 215D
9M7959	MIN:64MM / MAX:89MM	DUCT GP-CAB AIR	1090, 1190, 1190T, 1290T, 224, 225D, 231D, 236, 24H, 2570C, 267, 287, 3003, 301.6C, 3011C, 3013, 3013C, 3014, 302.5C, 3024, 3024C, 303.5D, 303.5E, 303C CR, 303E CR, 304C CR, 304E, 305.5, 305.5D, 305.5
07281-00359		EGR COOLER	D155A, D155AX, D21A, D21P, D275A, D475ASD, D65EX, D65PX, D65WX, D85MS, PC1250, PC1250SP, PC18MR, PC200, PC2000, PC300, PC350, PC400, PC450, SAA12V140E, SAA6D114E, SAA6D125
07281-00549		AIR CLEANER	GD555, GD675, HM250, PC18MR, SAA6D107E, WA50
07281-00609	MIN:45MM / MAX:65MM	FILLER OIL	3D94, 4D105, D375A, GD555, GD655, GD675, HD785, PC20MR, PC45MR, PC55MR, SAA4D95LE, SAA6D125E, WA380, WA420, WA50
07281-00709	MIN:50MM / MAX:70MM	FILLER OIL	D275A, GD555, GD675, HM250, PC45MR, PC55MR, SAA4D95LE, SAA6D125E, SAA6D170E, WA50
07281-00909		AIR CLEANER	4D105, 538, 545, 558, 568, 6D105, PC45MR, PC55MR, WA420, WA600, WD600
07281-01029	MIN:90MM / MAX:110MM	AIR CLEANER	4D105, 558, 568, 6D125, 6D125E, 6D95L, BC100, BP500, CL60, CS210, CS360, CS360SD, D150A, D155A, D155C, D155S, D31A, D31P, D31PL, D31Q, D31S, D355A, D355C, D375A, D40A, D40P, D40PL, D40PLL, D41A, D41P

## SS HOSE CLAMPS (CONT.)

Part No.	Dimensions	Description	Applications
07289-00095	MIN:83MM / MAX:105MM	AIR CLEANER	D155A, D155AX, D375A, D61EX, D61EXI, D61PX, D61PXI, D65EX, D65PX, D65WX, HD465, HD605, HM350, PC1250, PC1250SP, PC78US, PC78UU, PC800, PC800SE, PC850, PC850SE, PC88MR
07289-00160		AIR CLEANER	D155A, D155AX, D475A, D475ASD, FRONT, GD555, GD655, GD675, HD325, HD405, HD785, HM250, HM300, HM400, PC600, PC650, PC700, SAA6D140E, WA430, WA470, WA800
07299-00080	MIN:70MM / MAX:95MM	AFTER COOLER PIPING	D31EX, D31PX, D37EX, D37PX, D39EX, D39PX, D65EX, D65PX, D65WX, D85EX, D85PX, FRONT, GD555, GD655, GD675, HM250, HYDRAULIC, PC130, PC160, PC190, PC300, PC350, PRESSURE, RAIN, SAA6D114E
07299-00095		AIR CLEANER	D31EX, D31PX, D37EX, D37PX, D39EX, D39PX, D65EX, D65PX, D65WX, HD785, HYDRAULIC, PC130, PC138, PC138US, WA150, WA150PZ, WA200, WA200PZ, WA500, WA600, WA800, WD600
20Y-62-51671		SUCTION PIPING	BR380JG, BZ210, D155A, D155AX, D375A, D475A, D475ASD, HB205, HB215, PC1250, PC1250SP, PC130, PC138, PC138US, PC160, PC190, PC200, PC2000, PC210, PC220, PC228, PC228US, PC240, PC270, PC290



## HIGH TORQUE HOSE CLAMPS

Part No.	Description	Applications
3E7424	LINES GP-AIR	14M, 16M, 24M, 3176B, 3408, 3408C, 3408E, 3412, 3412C, 345C, 345C L, 345C MH, 345D, 345D L, 345D L VG, 349D, 349D L, 349E, 349E L, 349E L HVG, 349E L VG, 349F L, 3606, 3608, 3612, 3616, 365B, 365B II
7X7958	DRAIN GP-OIL	120H, 120M, 120M 2, 12H, 12M, 135H, 140H, 140K, 140M, 143H, 14H, 14M, 160H, 160K, 160M, 163H, 24H, 2864C, 3126, 3176B, 3176C, 3196, 320B, 325B L, 330B L, 330C, 330C L, 3406E, 3408, 3408B, 3408C, 3412
8T4983	LINES GP-HYDRAULIC OIL	1090, 1190, 1190T, 120H, 120H ES, 120H NA, 120K, 120K 2, 120M, 120M 2, 1290T, 12H, 12H ES, 12H NA, 12K, 12M, 12M 2, 12M 3, 12M 3 AWD, 135H, 135H NA, 1390, 140H, 140H ES, 140H NA, 140K, 140K 2, 140M
8T4984	LINES GP-WATER	1090, 1190, 1190T, 120G, 120H, 120H ES, 120H NA, 120M, 120M 2, 1290T, 12G, 12H, 12H ES, 12H NA, 12M, 130G, 135H, 135H NA, 140G, 140H, 140H ES, 140H NA, 140M, 143H, 14G, 14H, 14H NA, 14M, 160G, 160H
8T4985	LINES GP-AIR	231D, 235C, 235D, 2384C, 2484C, 24H, 2864C, 30/30, 311C, 311D LRR, 311F LRR, 3126B, 312C, 312C L, 312D, 312D L, 312E, 312E L, 314C, 314D CR, 314D LCR, 314E CR, 314E LCR, 315C, 316E L, 3176B, 3176C
8T4986	ELBOW GP-AIR INLET	120H, 120H NA, 135H, 135H NA, 2384C, 2484C, 30/30, 3126B, 315C, 315D L, 318C, 318D L, 319C, 319D, 319D L, 319D LN, 320C, 320C FM, 320C L, 320D, 320D FM, 320D FM RR, 320D GC, 320D L, 320D LN, 320D LRR
8T4987	AIR CLEANER GP	140G, 14M, 2384C, 2484C, 3126B, 3176C, 3196, 3208, 320D, 320D FM, 320D L, 320D LN, 320D2, 320D2 L, 322C, 322C FM, 323D L, 323D LN, 323D SA, 323D2 L, 324D, 324D FM, 324D FM LL, 324D L, 324D LN, 324E
8T4988	AIR CLEANER GP	14M, 3176B, 3176C, 3196, 3306B, 3406B, 3406C, 3406E, 3408, 3408C, 3412, 3412C, 3412D, 3456, 3508, 3508B, 3512, 3512B, 3516, 3516B, 3516C, 365C, 365C L, 365C L MH, 374D L, 374F L, 385B, 385C, 385C FS
8T4989	LINES GP-AIR	3406C, 3412C, 3456, 345C, 345C L, 345D, 345D L, 345D L VG, 349D, 349D L, 3516C, 365C, 365C L, 365C L MH, 374D L, 385B, 385C, 385C FS, 385C L, 385C L MH, 390D, 390D L, 5090B, 5130, 5130B, 5230, 5230B
8T4990	AIR CLEANER GP	3512C, 3516C, 374F L, 390F L, 5110B, 5230, 5230B, 627H, 627K LRC, 69D, 770, 770G, 772, 772G, 777D, AD40, AD45, AD45B, AD55, AD55B, AE40, AE40 II, C18, C18 I6, C27, C32, D10N, D10R
8T6675	SHIELD GP-HEAT	120H, 120H NA, 12H, 12H ES, 12H NA, 135H NA, 140H, 140H ES, 140H NA, 143H, 14H NA, 160H, 160H ES, 160H NA, 163H NA, 16H NA, 235C, 235D, 245B, 245D, 30/30, 3114, 3116, 312C, 312C L, 315C, 3176B, 3176C
8T6703	LINES GP-AIR	120H, 120H ES, 120H NA, 120M, 120M 2, 12H, 12M, 12M 2, 12M 3, 12M 3 AWD, 135H, 135H NA, 140H, 140M, 140M 2, 140M 3, 140M 3 AWD, 143H, 14H, 14M, 160H, 160M, 160M 2, 160M 3, 160M 3 AWD, 163H, 16H, 16M
9X2201	LINES GP-AIR	120M, 12M, 225D, 229, 229D, 245B, 245D, 2470C, 24M, 2570C, 2670C, 2864C, 311D LRR, 312C, 312C L, 312D, 312D L, 312D2, 312D2 GC, 312D2 L, 313D, 313D2, 313D2 LGP, 314C, 314D CR, 314D LCR, 315C, 316E L
9X2488	LINES GP-AIR	120G, 120H, 120H ES, 120H NA, 120K, 120K 2, 120M, 120M 2, 12G, 12H, 12H ES, 12H NA, 12K, 12M, 12M 2, 12M 3, 12M 3 AWD, 130G, 135H, 135H NA, 140G, 140H, 140H ES, 140H NA, 140K, 140K 2, 140M, 140M 2
9X6654	LINES GP-AIR	24M, 318C, 320B, 320C, 320D FM RR, 320D LRR, 320D RR, 320E, 320E L, 320E LN, 320E LRR, 320E RR, 321C, 321D LCR, 322B LN, 322C, 323E L, 325B L, 328D LCR, 330C, 330C FM, 330C L, 330C MH, 330D, 330D FM
07299-00130	AIR CLEANER	BR380JG, BR580JG, FRONT, HB205, HB215, HD785, HYDRAULIC, PC200, PC220, PC228, PC228US, PC240, PC270, PC290, PC300, PC350, PC360, PC400, PC450, PC490, PC550, PRESSURE, RAIN, WA250, WA250PZ, WA320

Part numbers are used for reference purposes only.

Costex Tractor Parts Copyright © 2023. All rights reserved. 103



## SPRING LOADED T-BOLT CLAMPS

Part No.	Description	Applications
1356260	MIN:130.2MM / MAX:142.9MM / WIDTH 19MM	14M, 16M, 2864C, 3176C, 3196, 3512B, 3516, 545, 586C, 793F, 85D, 85E, 95E, C-10, C-12, C11, C13, C15, C18, CX31-C13I, CX35-P800, TH35-C11I, TH35-C13I
2094580	MIN:84.1MM / MAX:91.9MM / WIDTH 19MM	1090, 1190, 1190T, 1290T, 1390, 2290, 2390, 2391, 2491, 2590, 511, 521, 522, 532, 541, 551, 552, 621G, 623G, 627G, 631G, 637G, 769D, 771D, 824C, 824G II, 824H, 824K, 825G II, 825H, 825K, 826G II, 826H
2126932	MIN:106.4MM / MAX:112.5MM / WIDTH 19MM	525B, 535B, 627G, 637D, 637G, 651B, 657E, 657G, 793F AC, 795F AC, 797F, 844, 844H, 854G, 980K, 980K HLG, 980M, 982M, 990 II, 990H, 992G, C27, C32, TH48-E70, TK370, TK371, TK380, TK381
2154011	MIN:55.7MM / MAX:63.5MM / WIDTH 13.7MM	2384C, 2484C, 272D XHP, 299D XHP, 385C, 385C FS, 385C L, 385C L MH, 390D, 390D L, 559C, 579C, 770, 772, 773F, 775F, 777C, 777D, 777F, 824K, 825K, 826K, 836K, 924G, 924GZ, 928G, 980M, 982M, 988K, C9
2162211	MIN:108.0MM / MAX:115.8MM / WIDTH 19MM	120H, 120M, 120M 2, 12H, 12M, 12M 2, 12M 3, 12M 3 AWD, 135H, 140M, 140M 2, 140M 3, 140M 3 AWD, 14M, 160M, 160M 2, 160M 3, 160M 3 AWD, 16M, 3508C, 3512B, 3512C, 3516B, 3516C, 621G, 621H, 621K, 623G
2166944	MIN:61.9MM / MAX:69.9MM / WIDTH 13.7MM	613G, 914G, 924G, IT14G, IT14G2
2176885	MIN:60.4MM / MAX:68.4MM / WIDTH 19MM	1090, 1190, 1190T, 120M, 1290T, 1390, 140M, 14M, 160M, 2384C, 2484C, 2590, 521B, 522B, 525C, 535C, 541, 541 2, 545C, 551, 552, 552 2, 559C, 579C, 793D, 815B, 834H, 836H, 988H, R1300G II, TK741, TK751
2338350	MIN:158.8MM / MAX:171.5MM / WIDTH 15.9MM	365C, 385C, 385C FS, 385C L, 621B, 621G, 623G, 627F, 627G, 627H, 631D, 631E, 631G, 633E II, 637D, 637E, 637G, 657E, 657G, 824C, 854K, 992K, 993K, CX35-P800, D11N, D11R, TH48-E70
2338483	MIN:188.9MM / MAX:201.7MM / WIDTH 15.9MM	3512C, 621B, 621G, 623G, 627F, 627G, 777C, 784C, 785C, 789C, 789D, 793C, 793D, 795F AC, 795F XQ, CX35-P800, TH48-E70
2338484	MIN:211.07MM / MAX:223.77M / WIDTH 15.9MM	3412, 3512C, 3516C, 773F, 775F, 777F, 785C, 789C, 789D, 793C, 793D, 797, 797B, 797F, AD55B, C175-16, C27, C32, PM-200, TH48-E70



## FUEL LINE CLAMPS

Part No.	Description	Applications
1443517	LINES GP-FUEL INJECTION	16G, 16H NA, 3406B, 3406C, 375, 375 L, 5080, 578, 583R, 587R, 621E, 621F, 623E, 623F, 627B, 627E, 627F, 814B, 824G, 825G, 826C, 826G, 980C, 980F, 980G, D350E, D400E, D8N, D8R, D8R II, HT400, PM-465
1P2498	RADIATOR GROUP	3304, 3304B, 3306, D6C, D6D, D6D SR, D6E, D6E SR, D6F SR, D6G, D6G SR, D6G2 LGP, D6G2 XL
1W9167	FUEL INJECTION LINES GROUP	120G, 12G, 12H, 12H ES, 12H NA, 130G, 140G, 140H, 140H ES, 140H NA, 143H, 14G, 14H NA, 160G, 160H, 160H ES, 160H NA, 163H NA, 16G, 16H NA, 235, 235B, 235C, 235D, 330, 330 FM L, 330 L, 3304B
1W9168	LINES GP-FUEL INJECTION	120G, 12G, 12H, 12H ES, 12H NA, 130G, 140G, 140H, 140H ES, 140H NA, 143H, 14G, 14H NA, 160G, 160H, 160H ES, 160H NA, 163H NA, 16G, 16H NA, 215, 235, 235B, 235D, 245, 312, 3204, 330, 330 FM L, 330 L
1W9169	LINES GP-FUEL INJECTION	120G, 12G, 12H, 12H ES, 12H NA, 130G, 140G, 140H, 140H ES, 140H NA, 143H, 14G, 14H NA, 160G, 160H, 160H ES, 160H NA, 163H NA, 16G, 16H NA, 215, 235, 235B, 235C, 235D, 245, 312, 3204, 330, 330 FM L
4T3981	LINES GP-TILT & TIP CYLINDER	824G, 824G II, 824H, 824K, 834G, 834H, D10, D10N, D10R, D10T, D10T2, D11N, D11R, D11T, D7R, D7R II, D8R, D8R II, D8T, D9N, D9R, D9T
6F8868	INSTRUMENT PANEL ADAPTER GROUP--R.H.	120G, 130G, 1673, 1673B, 1673C, 1674, 215, 225, 3304, 3306, 518, 920, 930, 941, 950, 955K, 955L, 977H, 977K, C175-16, C175-20, D330A, D333A, D342, D342C, D348, D353C, D364, D375D, D379, D379A, D379B
6N0535	FUEL INJECTION LINES GP	12G, 14G, 235, 3304, 3306, 627B, 637D, 966C, 980B, D5, D6C, D7G



## FUEL LINE CLAMPS (CONT.)

Part No.	Description	Applications
6N0536	FUEL INJECTION LINES GP	12G, 14G, 235, 3304, 3306, 627B, 637D, 966C, 980B, D5, D6C, D7G
6N2754	FASTENER GP-FUEL INJ LINES	3408, 3408B, 589, 631E, 633D, 637D, 657E, 834B, 988B, D8L, D9N, PR-450
6N5124	LINES GP-FUEL	120B, 120G, 12G, 140G, 1673C, 215, 225, 235, 330, 3304, 3306, 3306C, 330B L, 3412, 3412C, 3412D, 350, 594H, 627B, 637D, 651E, 657E, 773B, 775B, 910, 920, 930, 931B, 941, 950, 955L, 966C, 966F II, 973
6N5125	LINES GP-FUEL	120B, 120G, 12G, 140G, 1673C, 215, 225, 235, 330, 3304, 3306, 3306C, 330B L, 350, 594H, 627B, 637D, 910, 920, 930, 931B, 941, 950, 955L, 966C, 966F II, 973, 973C, 977K, C13, C15, D250E, D250E II, D25D
6N6403	LINES GP-FUEL INJECTION	120B, 120G, 12G, 130G, 140B, 140G, 1673C, 215, 225, 235, 330, 3304, 3306, 330B L, 350, 528, 594H, 627B, 637D, 815B, 920, 930, 930R, 941, 950, 950B, 955L, 963, 966C, 966D, 966F II, 966R, 973, 977K, C15
6N6404	LINES GP-FUEL INJECTION	120B, 120G, 12G, 130G, 140B, 140G, 1673C, 215, 225, 235, 330, 3304, 3306, 330B L, 350, 3512, 416, 416B, 428, 428B, 528, 594H, 627B, 637D, 815B, 920, 930, 930R, 941, 950, 950B, 955L, 963, 966C, 966D
7C6525	LINES GP-FUEL INJECTION	3306C, 3408, 3408B, 3408C, 3412, 3412C, 3412D, 589, 627E, 631E, 637E, 651E, 657E, 769C, 771C, 772B, 773B, 775B, 834B, 988B, 988F, 990, 992C, 992D, D10N, D7H, D8L, D9N, D9R, PM-565, PM3412, PR-1000
7C6591	LINES GP-FUEL INJECTION	330, 330 FM L, 3304, 3304B, 3306, 3306B, 3306C, 3408, 3408B, 3408C, 3412, 3412C, 3412D, 350, 589, 631E, 637E, 651E, 657E, 65C, 769C, 771C, 772B, 773B, 775B, 834B, 988B, 988F, 990, 992C, 992D, C15, D10
7C7747	LINES GP-FUEL INJECTION	330, 330 FM L, 3304, 3304B, 3306, 3306B, 3306C, 3408, 3408B, 3408C, 3412, 3412C, 3412D, 350, 589, 631E, 637E, 651E, 657E, 65C, 769C, 771C, 772B, 773B, 775B, 834B, 988B, 988F, 990, 992C, 992D, C15, D10
7N0669	LINES GP-FUEL INJECTION	3412, 651E, 657E, 773B, 992C, D9L, PR-750B
7N2878	FUEL INJECTION LINES GROUP	120B, 12G, 1673C, 235, 3306, 627B, 637D, 966C, 977K, D5B, D6D, D7F
7Y4538	LINES GP-AUXILIARY HYDRAULIC	312, 312B L, 315, 315B L, 316E L, 317, 317B LN, 318E L, 320 L, 320B, 320B L, 320C, 320C FM, 320C L, 320D, 320D FM, 320D L, 320D LN, 320D LRR, 320D RR, 320D2, 320D2 GC, 320D2 L, 320E, 320E L, 320E LN
8K2665	BUCKET LINES GROUP	215, 215B, 215D, 225, 225D, 229, 229D, 231D, 235, 235B, 235C, 235D, 245, 245B, 245D, 336D, 615, 615C, 621G, 621H, 621K, 623E, 623F, 623G, 623H, 623K, 623K LRC, 627G, 627H, 627K, 627K LRC, 789, 789B
8N8472	SUPPORT GP-ENGINE OIL LINES -OIL FILTER	3508, 3508C, 3512, 3512B, 3512C, 3516, 3516B, 3606, 3608, 3612, 3616, G3508, G3512, G3516
8S3998	FUEL INJECTION LINES	12G, 14G, 1673C, 215, 225, 235, 3304, 3306, 561C, 621R, 627, 627B, 637D, 920, 930, 950, 955K, 955L, 966C, 980B, D4D, D5, D5B, D6C, D7F, D7G
8S3999	FUEL INJECTION LINES	12G, 14G, 1673C, 215, 225, 235, 3304, 3306, 3412, 561C, 621R, 627, 627B, 637D, 920, 930, 950, 955K, 955L, 966C, 980B, D4D, D5, D5B, D6C, D7F, D7G
8S4000	FUEL INJECTION LINES	1674, 627E, 627F, 627G, 627H, 627K, 627K LRC, 637D, 637E, 637G, D6C, D8H, D8K
8S4001	PRIORITY VALVE GROUP	1674, 627E, 627F, 627G, 627H, 627K, 627K LRC, 637D, 637E, 637G, D6C, D8H, D8K
8S4003	FUEL INJECTION LINES	120G, 130G, 1673C, 215, 225, 3304, 3306, 518, 561C, 621R, 627, 920, 930, 950, 955K, 955L, 966C, D4D, D5, D5B, D6C, D7F, D7G
8S4004	FUEL INJECTION LINES	120G, 130G, 1673C, 215, 225, 3304, 3306, 518, 561C, 621R, 627, 920, 930, 950, 955K, 955L, 966C, D4D, D5, D5B, D6C, D7F, D7G



## SPECIALTY CLAMPS

Part No.	Description	Applications
1031303	LINES GP-STICK	350, 350 L, 365B, 365B II, 365C, 375, 375 L, 385B, 385C, 385C FS, 385C L, 5080, 5090B, 5110B, 988G, 988H, 988K, 992G, 992K, 993K
1321144	LINK GP-STEERING	120G, 120H, 120H ES, 120H NA, 120K, 120K 2, 12G, 12H, 12H ES, 12H NA, 12K, 130G, 135H, 135H NA, 140G, 140H, 140H ES, 140H NA, 140K, 140K 2, 143H, 160G, 160H, 160H ES, 160H NA, 160K, 163H, 163H NA
4N5526	GOVERNOR CONTROL	D7G, D8H, D8K, D9G, D9H
7N2878	FUEL INJECTION LINES GROUP	120B, 12G, 1673C, 235, 3306, 627B, 637D, 966C, 977K, D5B, D6D, D7F

Part numbers are used for reference purposes only.

Costex Tractor Parts Copyright © 2023. All rights reserved.



# BRAKING & FRICTION

The safety of your equipment's braking system is critical. CTP offers a complete line of reliable braking parts to ensure your machine operates safely and efficiently.

We carry parts for everything you need to maintain or repair a complete braking system, from hoses and linings to drums, shoes and all components in between.



## BRAKE ACTUATORS



Part No.	Description	Machine Model
1029004	ACTUATOR	16G, 16H
1298090	ACTUATOR A	926H, 950H/K, 962H/K, IT62H
1548041	ACTUATOR A	814F, 815F, 816F, 950F, 960F, 966F
1548042	ACTUATOR A	824G, 825G, 826G
3V7028	ACTUATOR GP	980B
5T0925	ACTUATOR GP	130G, 140G, 14H, 120G, 14G, 12G
6W4280	ACTUATOR	980W, 980F
8R2488	ACTUATOR-GP	966R, 966C
8W8357	ACTUATOR G	627E, 627G, 623G, 623E
8W8358	ACTUATOR G	627E, 623F, 627G, 621E, 621G
9V8693	ACTUATOR G	528G, 936, 936E
9V8736	ACTUATOR G	950F, 966F, 814B

## BRAKE ACTUATOR KITS

Part No.	Description	Machine Model
4E5986	ACTUATOR KIT	816B
1870424	ACTUATOR KIT	966F

## BRAKING SYSTEMS PARTS

Part No.	Description
1233426	CYLINDER A
3D2219	CYLINDER A-BRAKE
3D9334	REBUILD KIT MASTER CYLINDER
4K5968	CYLINDER A-BRAKE GR
5T6520	CYLINDER A
5T6533	CYLINDER KIT WHEEL
5T6605	CYLINDER KIT
5T6617	CYLINDER A
5T6618	CYLINDER ASSY
9C0166	CYLINDER G-AIR
9K1591	CYLINDER (MASTER)

## MASTER CYLINDERS



### MASTER BRAKE CYLINDERS

Part No	Description	Application
1233426	CYLINDER AS-BRAKE MASTER	416C, 426C, 428C, 436C, 438C
1678161	CYLINDER AS	416D, 420D, 424D, 428D, 430D, 432D, 438D, 442D
2D9600	MASTER CYLINDER ASSEMBLY	120, 120B, 12E
3D2219	CYLINDER AS	120, 120B, 12E
5G1297	CYLINDER AS-MASTER	910
5T6520	CYLINDER A	GENERAL
5T6521	CYLINDER A	GENERAL
5T6522	CYLINDER G	GENERAL
5V4003	CYLINDER AS-MASTER	950, 966C, 966R
5V4004	CYLINDER AS	950, 966C, 966R
5V9151	CYLINDER AS-MASTER	920, 930, 930R
9K1591	CYLINDER ASSEM.	518, 528, 528B, 530B, 920, 930, 950
9K8943	CYLINDER GP-AIR OVER HYD	528, 528B, 530B, 920, 930



## WHEEL CYLINDERS

Part No	Description	Application
3K1367	CYLINDER A.	GENERAL
4K5968	CYLINDER ASSEM	950
5T6617	CYLINDER A	GENERAL
5T6618	CYLINDER A	GENERAL
5T7161	CYLINDER GP-WHEEL	120B

## BRAKING SYSTEM REPAIR KITS



Part No	Description	Application
5G3047	GASKET	910
1666681	KIT-WHEEL CYLINDER	814B, 815B, 966D, D25C
2D7747	KIT WHEEL CYLINDER	120B, 140B
2G0935	KIT (maintenance)	120G
3D9334	REBUILD KIT	120, 120B, 12E, 14E
5D8755	MASTER CYLINDER KIT	120, 120B

Part numbers are used for reference purposes only.

Costex Tractor Parts Copyright © 2023. All rights reserved.

BRAKING SYSTEM REPAIR KITS (CONT.)

Part No	Description	Application
5T6532	CYLINDER KIT	GENERAL
5T6533	CYLINDER KIT	GENERAL
5T6605	CYLINDER KIT	GENERAL
5V9152	KIT (Master Cylinder)	920
6S9592	MASTER CYLINDER REBUILD KIT	910
8R0957	MASTER CYLINDER REBUILD KIT	910

## BRAKE PEDALS & VALVES



### COMBINATION PEDAL & VALVES

Part No	Description	Application
2R0617	VALVE AS-BRAKE FOOT CONTROL	814, 815, 816, 920, 930, 930R, 950, 966C, 966R, 980, 980B
4E5669	VALVE AS	621B, 621E, 623B, 623E, 627B, 627E, 950,
4V4154	VALVE AS-BRAKE	814B, 815B, 816B, 824C, 825C, 826C, 916, 926, 926A, 936, 936F, 950B, 950B/950E, 950F, 950F II, 960F, 966D, 966F, 966F II, 970F, 980C, G916, G926, G936, IT18, IT18B, IT28, IT28B, RM-250C, RR-250B
6K1265	TANDEM VALVE ASSEMBLY	613



### BRAKE PEDALS

Part No	Description	Application
2R0696	TREADLE ASSEM.	920, 930, 950
9V2434	TREADLE AS	815B, 826C, 926, 936F, 950F, 950F II, 980C, 980F, RM-250C, RR-250B
0300810	PEDAL HEAD	RT50
6K1265	TANDEM VALVE ASSEMBLY	613



### BRAKE SYSTEM VALVES

Part No	Description	Application
1196744	VALVE GP-BRAKE CONTROL	814F, 815F, 816F, 924F, 938F, 950F, 950F II, 960F, 966F, 966F II, 970F, IT24F, IT28F, IT38F, R1300, R1300G, R1300G II
4D2287	VALVE AS	621, 621B, 621E, 623, 623B, 623E, 627, 627B, 631C, 631D, 631E, 633C, 633D, 637, 637D, 637E, 641, 641B, 650B, 651, 657, 657B, 666, 666B, 768B, 769, 814, 814B, 815, 816, 816B, 824C, 825C, 826C, 916, 920.
7D8075	VALVE AS	120G, 130G, 140G, 768B, 768C, 769, 769C, 769D, 771C, 771D, 772, 772B, 773, 773B, 773D, 775B, 775D, 776, 776C, 776D, 777, 777B, 777D, 784B, 785, 785B, 789, 789B, 793, 793B, 793C
1140918	VALVE AS-BRAKE	611, 621G, 623G, 627G, 631G, 637G, 657G
1245572	VALVE AS-RELIEF	120K, 120K 2, 12H, 12H ES, 12H NA, 12K, 140G, 140H, 140H ES, 140H NA, 140K, 140K 2, 143H, 14G, 14H, 14H NA, 160H, 160H ES, 160H NA, 160K, 163H, 163H NA, 1673C, 16G, 16H, 16H NA, 3126, 3126B, 3126E
2G3537	VALVE-RELAY	120G, 12G, 130G, 140G, 14G, 16G, 611, 615, 615C, 621, 621B, 623E, 627B, 631D, 633D, 637D, 641B, 651B, 651E, 657B, 657E, 768C, 769C, 772B, 773B
2G3594	VALVE GP-AIR	613C II, 768C, 769C, 771C, 772B, 773B, 773D, 773E, 775B, 776, 776C, 777, 777B, 777D, 785, 785B, 785C, 785D, 789, 789B, 789C, 789D, 793C, 793D
2G7184	KIT-PURGE VALVE	611, 615, 615C, 621, 621B, 621E, 621F, 623E, 623F, 627B, 627E, 627F, 631E, 633E II, 637D, 637E, 641B, 651E, 657E, 69D, 768C, 769, 769C, 769D, 771C, 771D, 772, 773B, 773D, 775B, 775D, 776, 776C, 776D
2G8815	VALVE GP-PRESSURE PROTECTION	768C, 769C, 769D, 771C, 771D, 772B, 773B, 773D, 773E, 775B, 775D, 775E, 776, 776C, 776D, 777, 777B, 777D, 784B, 784C, 785, 785B, 785C, 785D, 789, 789B, 789C, 789D, 793B, 793C, 793D, 797
2R0618	VALVE AS-CHECK	621, 621B, 621R, 623, 623B, 627, 627B, 631C, 631D, 633C, 633D, 637, 637D, 639D, 641, 641B, 650B, 651, 651B, 657, 657B, 666, 666B, D9G, D9H

BRAKE SYSTEM VALVES (CONT.)

Part No	Description	Application
3Y9065	VALVE SAFETY	518, 518C, 528, 916, 920, 926, 930, 936, 936F, 950B, 950B/950E, 950F, 950F II, 966D, 966F, 966F II, 970F, 980C, 980F, G936, IT18B, IT28B
4D3278	VALVE GP-AIR CONTROL	621, 650B, 651, 657, 768B, 768C, 769, 769C, 771C, 772, 772B, 773, 773B, 775B, 776, 776C, 777, 777B, 784B, 785, 785B, 789, 789B, 793, 793B, 793C, 916, 926, 936, 950F, 966F, 980F, D9G, D9H, IT18, IT18B
4E1327	VALVE AS-CHECK	GENERAL
4K9714	VALVE GP-CHECK	631G, 637G, 69D, 768C, 769C, 769D, 771C, 771D, 772B, 773B, 773D, 773E, 775B, 775D, 775E, 814, 814B, 815, 815B, 816, 816B, 824C, 825C, 826C, 916, 920, 926, 926A, 930, 930R, 936, 936F, 950, 950B, 950B/9
4V3126	VALVE AS-CHECK	950F II, 966D, 966F, 966F II, 970F, 980C
5D3056	VALVE AS-DOUBLE CHECK	1693, 3406, 3406B, 3406E, 3408, 621, 621B, 623, 623B, 627, 627B, 631C, 633C, 637, 641, 641B, 650B, 651, 651E, 657, 657B, 657E, 666, 666B, 768B, 769, 772, 773, 776C, 776D, 777B, 777D, C-15, C-16
5D9544	VALVE ASSEM.	768B, 769, 772, 773, 776, 777
6D1039	VALVE AS	611, 613B, 613C, 613C II, 615, 615C, 621, 621B, 621R, 623, 623B, 627, 627B, 631C, 631D, 633C, 633D, 637, 637D, 639D, 641, 641B, 650B, 651, 657, 657B, 666, 666B, 768B, 769, 769C, 769D, 771C, 771D, 772
6D1432	VALVE-CHECK	120G, 120H, 120H ES, 120H NA, 120K, 120K 2, 12G, 12H, 12H ES, 12H NA, 12K, 130G, 135H, 135H NA, 140G, 140H, 140H ES, 140H NA, 140K, 140K 2, 143H, 14G, 14H, 14H NA, 160G, 160H, 160H ES, 160H NA, 160K
6D3781	VALVE GP-CHECK	621, 623, 627, 627B, 637D, 639D, 641, 651, 657, 657B, 657E, 666, 69D, 768B, 768C, 769C, 769D, 771C, 771D, 772, 772B, 773B, 773D, 773E, 775B, 775D, 775E, 776, 776C, 776D, 777B, 777D, 784B, 784C, 785
6K6825	VALVE ASSEM.	920, 930, 930R, 950, FB518

Part No	Description	Application
6W1564	KIT-CONTROL VALVE	518, FB518
7J7235	VALVE GP-RELAY	615, 615C, 621, 621B, 623B, 627, 627B, 631B, 631D, 633, 633D, 637, 637B, 637D, 639D, 641B, 651B, 657B, 666, 772
8V5017	VALVE GP-QUICK RELEASE	980C, 980F, 980F II, RM-250C, RR-250B
8X6703	VALVE-RELAY	621B, 623B, 627B, 776, 777,



### MISCELLANEOUS BRAKING SYSTEM PARTS

Part No	Description	Application
2R0694	PLATE-BRAKE VALVE	120H, 120H ES, 120H NA, 120K, 120K 2, 12H, 12H ES, 12H NA, 12K, 135H, 135H NA, 140H, 140H ES, 140H NA, 140K, 140K 2, 143H, 14H, 14H NA, 160H, 160H ES, 160H NA, 160K, 163H, 163H NA, 16H, 16H NA, 621E
2R0719	PLUNGER	120H, 120H ES, 120H NA, 120K, 120K 2, 12H, 12H ES, 12H NA, 12K, 135H, 135H NA, 140H, 140H ES, 140H NA, 140K, 140K 2, 143H, 14H, 14H NA, 160H, 160H ES, 160H NA, 160K, 163H, 163H NA, 16H, 16H NA, 621E
4D2306	PLATE	651, 769, 769C, 769D, 771C, 771D, 772, 773B, 773D, 775B, 775D, 776C, 776D, 777, 777D, 784B, 785B, 789B, 793B, 793C, D9G, D9H
4V6443	PLUNGER	815B, 826C, 926, 936F, 950B, 950F, 950F II, 966D, 966F, 966F II, 970F, 980C, 980F, RM-250C, RR-250B
5D0767	PISTON AS	322C FM, 613C, 621E, 631E, 641B, 657, 920, 926, 930, 936F, 950, 950F, 950F II, 966C, 966D, 966F, 966F II, 970F, 980C, 980F, D9H



## BRAKE LINING I



Part No.	Description	Type	Application
1322084	LINING BRAKE	BAND	933, 939, D3C III, D4C III, D5C III
1322085	LINING BRAKE	BAND	933, 939, D3C III, D4C III, D5C III
6Y1935	LINING-BK BAND	BAND	GENERAL
6Y1937	LINING-BK BAND	BAND	D5
6Y1948	LINING-BRAKE	BAND	GENERAL
6Y2356	LINING-BK BAND	BAND	5A, D5B
6Y2357	LINING-BK BAND	BAND	D5B
6Y2364	LINING	BAND	572G, D7G, D7G2
6Y2370	LINING-BRAKE BAND	BAND	D6D, D6E, D6E SR, D6G, D6G SR, D6G2 LGP, D6G2 XL, D7F
6Y2383	LINING-BK BAND	BAND	D8H, D8K, 583K
6Y2384	LINING-BRK BAND	STEERING	D9H
6Y7164	LINING-BRAKE BAND	BAND	931C, 931C II, D3C, D3C II
8E5820	LINING	BAND	D4E, D4E SR, D5B, D5E, D6D, D6E SR
8W9176	LINING-BRAKE SHOE	BAND	120B
8Y4138	LINING BAND	BAND	955C
8Y4139	LINING	BAND	D3, D4D, 931, 941, 941B
8Y4387	LINING	STEERING	955L
8Y4388	LINING	STEERING	955L
8Y6311	LINING G	BAND	D4D, 955H

## BRAKE PADS



Part No.	Description	Type	Application
1149297	LINING AS-BRAKE	PAD	69D, 769C, 769D, 770, 770G, 771C, 771D, 772, 772B, 772G, 773B, 773D, 773E, 773F, 773G, 773G LRC, 775B, 775D, 775E, 775F, 775G, 775G LRC, 776D, 777D, 777F
1149299	LINING AS-BRAKE	PAD	69D, 769C, 769D, 770, 770G, 771C, 771D, 772, 772B, 772G, 773B, 773D, 773E, 773F, 773G, 773G LRC, 775B, 775D, 775E, 775F, 775G, 775G LRC, 776D, 777D, 777F
1512628	BRAKE PAD	PAD	902, 906, 906H, 906H2, 907H, 907H2, 908, 908H, 908H2
8R0807	CARRIER & LINING AS	PAD	528, 528B, 530B, 910
8R0821	CARRIER & LINING AS	PAD	910
9C0566	LINING AS-BRAKE	PAD	518, 528, 528B, 530B, 613C, 613C II, 613G, 65, 65E, 725, 725C, 730, 730C, 75E, 773B, 776C, 777B, 85E, 916, 936, 950B, 95E, D250D, D250E, D250E II, D300D, D300E, D300E II, D350E, D400E, G936, TS180
9C0567	LINING AS-BRAKE	PAD	518, 528, 528B, 530B, 613C, 613C II, 613G, 65, 65E, 725, 725C, 730, 730C, 75E, 773B, 776C, 777B, 85E, 916, 936, 950B, 95E, D250D, D250E, D250E II, D300D, D300E, D300E II, D350E, D400E, G936, TS180
9C8021	CARRIAGE & LINING AS	PAD	916, 926, IT28
2590128	KIT-BRAKE LINING	PAD KIT	414E, 416E, 416F, 420E, 420F, 422E, 422F, 428E, 428F, 430E, 430F, 432E, 432F, 434E, 434F, 442E, 444E, 444F, 446B, 450E, 450F

## BRAKE BAND LINING KITS



Part No.	Description	Type	Application
1346064	KIT-BRAKE LINING	BAND	621E, 623F
2839976	KIT-BRAKE LINING	BAND	227, 231D, 528, 528B, 530B, 910, 916, 918F, 924F, 926, 928G, 936F, G936, IT24F, IT28F
3Y0076	LINING GROUP	BAND	955K
4V2249	BRAKE LINING GROUP	BAND	D4E
5H2307	SERVICE GRP (LINING)	BAND	977D, 977H
5S1513	LINING GP-BRAKE	BAND	977K, D6C
6D0554	BRAKE LINING KIT	BAND	120, 14E
8E9115	LINING GP	BAND	583K, 183B, 8D, 8S, D8H, D8K
8E9116	LINING GP	BAND	561C, 594, D9G
8R0302	LINING KIT	BAND	824B, 825B, 826B, 988
8R1284	KIT-LINING	BAND	611, 615C, 814B, 815B, 966D, D25C, D25D, D40D
8R1932	KIT-LINING	BAND	966C
8R7764	LINING KT	BAND	950
8R7776	LINING KT	BAND	980, 980B
8X1900	LINING & RIVET	BAND	120B, 140B
8Y6289	LINING GP	BAND	GENERAL
8Y6307	LINING GP	BAND	GENERAL
9C9837	KIT-BRAKE LINING	BAND	950B, 950B/950E, 950F, 950F II, 960F, 966G, 966G II
9C9843	KIT-BRAKE LINING	BAND	814B, 814F, 815B, 815F, 816F, 824C, 824G, 824G II, 825G, 825G II, 826C, 826G, 826G II, 966D, 966F, 966F II, 970F, 980C, 980F, 980G, 980G II, 980K HLG, R1700 II

## SHOE LINING AND BANDS



Part No.	Description	Type	Application
1876327	SHOE GP-BRAKE	SHOE	621G, 623F, 623G, 627G
2839978	SHOE AS-BRAKE	SHOE	525B, 525C, 535B, 535C, 545, 545C, 611, 613G, 615C, 938F, 938G, 938G II, 938H, 950G, 950G II, 950H, 950K, 962G II, 962H, 962K, IT38G II, IT38H, IT62G II, IT62H
2839982	SHOE AS-BRAKE	SHOE	966G, 966G II, 966H, 966K, 972G, 972G II, 972H, 972K
2839983	SHOE AS-BRAKE	SHOE	966G, 966G II, 966H, 966K, 972G, 972G II, 972H, 972K
2839986	SHOE AS-LINED	SHOE	950F II, 960F, 966G, 972G
2839988	SHOE & LINING AS	SHOE	824G, 824G II, 824H, 824K, 825G, 825G II, 825H, 825K, 826G, 826G II, 826H, 826K, 980G, 980G II, 980H, 980K, 980K HLG, R1700 II
2839989	SHOE & LINING AS	SHOE	824G, 824G II, 824H, 824K, 825G, 825G II, 825H, 825K, 826G, 826G II, 826H, 826K, 980G, 980G II, 980H, 980K, 980K HLG, R1700 II
6D0552	SHOE AND LINING ASSEM.	SHOE	120, 14E
8R1286	SHOE AS-LINED	SHOE	611, 615C, 814B, 815B, 966D, D25C, D25D, D40D
8R1930	SHOE AS-LINED	SHOE	966C
8S4501	LINING AND SHOE ASSEM.	SHOE	824B
8X0534	SHOE AS	SHOE	120B, 12E



SHOE LINING AND BANDS (CONT.)

Part No.	Description	Type	Application
8X0535	SHOE AND LINING ASSEM.	SHOE	120B, 12E
9C5971	SHOE AS-LINED	SHOE	515, 525, 528B, 530B, 916, 918F, 924F, 924G, 924GZ, 926, 928G, 936, 936F, G936, IT24F, IT28F, IT28G
9C8682	SHOE AS-LINED	SHOE	613C, 613C II, 910, 916, 918F, 924F, 926, 928G, IT24F
9C9842	SHOE AS-LINED	SHOE	814B, 814F, 815B, 815F, 816F, 966D, 966F, 966F II, 970F



SPECIALTY BRAKE

Part No.	Description	Type	Application
8E6415	SHOE AS-BRAKE	BRAKE	D4E, D4E SR, D5B, D5E, D6D, D6E SR
8E7641	BAND & LINING AS-BRAKE	BAND	D6E, D6E SR, D6G, D6G SR, D6G2 LGP, D6G2 XL

FRICION DISCS



BRAKE DISCS

Part No.	Description	Application
1382318	DISC	725, 725C, 730, 730C, D250E, D250E II, D300E, D300E II
1V0188	DISC	528, 613, 613B, 950
2385291	DISC-BRAKE	414E, 416E, 416F, 420E, 420F, 422E, 428E, 430E, 430F, 432E, 434E, 434F, 442E, 444E, 444F, CP-533E, CP-54B, CP-56, CP-573E, CP-64, CP-68B, CP-74B, CS-533E, CS-54, CS-54B, CS-563E, CS-56B, CS-583E
4V6527	DISC	518, 920, 930, 930R
5V4573	DISC	613C, 950B
8K7630	DISC	518, 910, 920, 930
9C8744	DISC	518, 528, 950
9V6982	DISC	518, 613C, 613C II, 613G, 916, 926, 936, 950B, 950B/950E, CS-643, D250B, D250D, D250E, D300B, D300D, D300E, G926, G936, IT18B, IT28, IT28B

BRAKE DISCS FOR KOMATSU®

Part No.	Description	Application
14X-22-22150	DISC KOMATSU®	D63E, D65E, D65P, D85E, D85ESS
418-33-11241	DISC KOMATSU®	WA180 WA200 WA250
423-33-21240	DISC KOMATSU®	WA350, WA380
423-33-31240	DISC KOMATSU®	WA380, WA380Z, WA400, WA430
569-33-61241	DISC KOMATSU®	HD465, HD605, HD785, HD985, WA800, WA900
585-33-21240	DISC KOMATSU®	HD785, HD985

FRICION DISCS

Part No.	Description	Application
1015141	DISC-FRICTION	517, 527, 561M, 561N, 572R, 572R II, 583R, 587R, 587T, D4HTSK III, D5HTSK II, D5M, D5N, D6M, D6N, D6R, D6R II, D7R, D7R II, PL87
1015144	DISC-FRICTION	517, 527, 561M, 561N, 572R, 572R II, 583R, 587R, 587T, D4HTSK III, D5HTSK II, D5M, D5N, D6M, D6N, D6R, D6R II, D7R, D7R II, PL87
1028671	DISC-FRICTION	517, 527, 561M, 561N, 572R, 572R II, 583R, 587R, 587T, D4HTSK III, D5HTSK II, D5M, D5N, D6M, D6N, D6R, D6R II, D7R, D7R II, PL87
1173321	DISC-FRICTION	928G, IT28G
1217632	DISC-FRICTION	M312, M313C, M315, M315C, M316C, M318
1267924	DISC-FRICTION	924F, IT24F
1708714	DISC-FRICTION	953C, 953D, 963C, 963D, 973C, 973D, D6K, D6K LGP, D6K XL, D6K2, D6K2 LGP, PL61
1967866	DISC-FRICTION	773E, 773F, 773G, 773G LRC, 775E, 775F, 775G, 775G LRC, 776C, 776D, 777D, 777F, 784B, 784C, 785B, 785C, 785D, 789B, 789C
1981137	DISC-FRICTION	784B, 784C, 785B, 785C, 789B, 789C, 793B, 793C
1V8279	DISC-FRICTION	834B, 836, 844, 854G, 972G, 980C, 980G, 980G II, 980H, 988F, 988F II, 988G, 990, 990 II, 992C, 992D, 992G, R1700 II
2010737	DISC-FRICTION	824G, 824G II, 824H, 824K, 825G II, 825H, 825K, 826G II, 826H, 826K, 834B, 834G, 834H, 834K, 836, 836G, 836H, 836K, 980G, 980G II, 980H, 980K, 980K HLG, 980M, 982M, 986H, 988F II, 988G, 988H, 988K
2158140	DISC-FRICTION	D10R, D10T, D10T2
2200189	DISC-FRICTION	966G, 966G II, 966H, 966K, 972G, 972G II, 972H, 972K, IT38G II
2200190	DISC-FRICTION	844, 844H, 844K, 854G, 854K, 990, 990 II, 990H, 990K, 992G, 992K
2210775	DISC-FRICTION	770, 770G, 772, 772G, 776C, 776D, 777D, 777F
2222333	DISC-FRICTION	769D, 771D
2262826	DISC-FRICTION	784B, 784C, 785B, 785C, 785D, 789C, 789D, 793B, 793C, 793D, 793F, 793F CMD, 793F-XQ
2501844	DISC-FRICTION	924G, 924GZ, 924H, 924HZ, 924K
2501845	DISC-FRICTION	928G, 928H, 928HZ, 930G, 930K, IT28G
2709292	DISC-FRICTION	789B, 789C
2G0478	DISC-FRICTION	120G, 120H, 120H ES, 120H NA, 120K, 120K 2, 120M, 120M 2, 12G, 12H, 12H ES, 12H NA, 12K, 12M, 12M 2, 12M 3, 12M 3 AWD, 130G, 135H, 135H NA, 140G, 140H, 140H ES, 140H NA, 140K, 140K 2, 140M, 140M 2
3341032	DISC-FRICTION	545, 545C, 814F, 814F II, 815F, 815F II, 816F, 816F II, 970F, R1600, R1600G, R1600H
3341033	DISC-FRICTION	938F, 938G, 938G II, IT38F, IT38G, IT38G II
3341034	DISC-FRICTION	950F II, 950G, 950G II, 950H, 950K, 960F, 962G, 962G II, 962H, 962K, IT62G, IT62G II, IT62H, R1300, R1300G, R1300G II
3393206	DISC-FRICTION	994, 994D, 994F, 994H
3510925	DISC-FRICTION	120M, 120M 2, 12M, 12M 2, 12M 3, 12M 3 AWD, 140M, 140M 2, 140M 3, 140M 3 AWD, 14M, 160M, 160M 2, 160M 3, 160M 3 AWD, 16M
3781879	DISC-FRICTION	735, 735B, 740, 740B, AD30
4339478	DISC-FRICTION	793D, 793F, 793F AC, 793F CMD, 793F-XQ
6Y5913	DISC-FRICTION	928F, IT18F, IT28F
6Y7909	DISC-FRICTION	215B
6Y7915	DISC-FRICTION	120G, 120H, 120H ES, 120H NA, 120K, 120K 2, 135H, 135H NA
6Y7916	DISC-FRICTION	12G, 12H, 12H ES, 12H NA, 12K, 130G, 140G, 140H, 140H ES, 140H NA, 140K, 140K 2, 143H, 160G, 160H, 160H ES, 160H NA, 160K, 163H, 163H NA
6Y7917	DISC-FRICTION	14G, 14H, 14H NA, 16G, 16H, 16H NA
6Y7918	DISC-FRICTION	7155
6Y7946	DISC-FRICTION	578, D6H, D6H XL, D7H
6Y7956	DISC-FRICTION	215B, 225, 229, 231D, 235D, 245, 245B
6Y7961	DISC-FRICTION	12F, 14E, 16
6Y7970	DISC-FRICTION	IT12B
6Y7977	DISC	GENERAL
6Y8813	DISC-FRICTION	994, 994D, 994F, 994H
6Y9373	DISC-FRICTION	578, 583T, D5R LGP, D6H, D6H II, D6H XL, D6H XR, D6N, D6N LGP, D6R, D6R II, D6R III, D6R STD, D6T, D6T LGP, D6T LGPPAT, D6T XL, D7E, D7E LGP, D7H, D7R, D7R II, D7R XR, D8N, D8R, D8R II, D8T

FRICION DISCS (CONT.)

Part No.	Description	Application
7D8434	DISC-FRICTION	12G, 12H, 12H ES, 12H NA, 12K, 130G, 140G, 140H, 140H ES, 140H NA, 140K, 140K 2, 143H, 160G, 160H, 160H ES, 160H NA, 160K, 163H, 163H NA
7S3992	DISC-FRICTION	14E, 16, 824B, 825B, 834, 834B, 988, 988B, 992, D44B, D550B
8D1648	DISC-FRICTION	14G, 14H, 14H NA, 16G, 16H, 16H NA
8D8794	DISC	120G, 120H, 120H ES, 120H NA, 120K, 120K 2, 135H, 135H NA
8E2183	DISC-FRICTION	621H, 621K, 623H, 623K, 623K LRC, 627H, 627K, 627K LRC, 770, 770G, 772, 772G, 776C, 777D, 777F, AD55, AD55B, AD60
8W0212	PLATE-OUTER	784B, 784C, 785, 785B, 785C, 785D, 789, 789B, 789C, 789D, 793, 793B, 793C, 793D, 793F, 793F CMD, 793F-XQ
9W7017	DISC-FRICTION	772B, 773B, 773D, 773E, 773F, 773G, 773G LRC, 775B, 775D, 775E, 775F, 775G, 775G LRC, 776C, 776D, 777B, 777D, 777F, 784B, 784C, 785, 785B, 785C, 789, 789B, 789C, 992C, 992D
9W7018	DISC-FRICTION	24H, 24M, 69D, 768C, 769C, 769D, 771C, 771D, 834B, 988B, 988F, AD40, AD45, AD45B, AE40, R2900, R2900G, R3000H
9W7019	DISC-FRICTION	824C, 980C, 980F, 980F II, R1700 II

FRICION DISCS FOR KOMATSU®

Part No.	Description	Application
708-8H-35120	DISC KOMATSU®	BR550JG, BR580JG, PC100L, PC200, PC210, PC220, PC230, PC240, PC250, PC250HD, PC270, PC290, PC300, PC300SC, PC340, PC350

STEERING DISCS

Part No.	Description	Application
1100842	DISC-FRICTION	426B, 426C, 436B, 436C, 438B, 438C, 438D, 442D, M318, M318C, M318C MH, M320, M322C
2172895	DISC-BRAKE	424B, 424B HD, TH220B, TH330B, TH340B, TH350B, TH355B
2559265	DISC-FRICTION	D11R, D11T
2559267	DISC-FRICTION	D10N, D10R, D10T, D10T2, D9R
2559268	DISC-FRICTION	D6C, D6D, D6E, D6G
3B7974	DISC ASSEM.	D9E
3F5504	DISC ASSEM.	24, 941, 955C, 955H, D4D
4Y0709	DISC-FRICTION	572G, D6D, D6G, D6G2 LGP, D6G2 XL, D7G, D7G2
5M1199	DISC ASSEM.	977H, 977K, 977L, D5B, D6C, D6D
5V0593	DISC AS-CLUTCH	931B, 933, 939, 951B, 955L, D3C III, D4C III, D4E, D5C, D5C III
6Y7160	DISC AS-CLUTCH	D5
6Y7914	DISC-FRICTION	931B, 933, 939, D3C III, D4C III, D4E, D4E SR, D5C, D5C III
7H2118	DISC ASSEM.	583H, D8H
8E4075	DISC-CLUTCH DRIVE	D3B
8E7628	DISC AS-CLUTCH	D2
8E7634	DISC AS-CLUTCH	GENERAL
8P4316	DISC-FRICTION	589, D10N, D8L, D9L, D9N, D9R
8S2174	DISC ASSEM.	594H, D9H

STEERING DISCS FOR KOMATSU®

Part No.	Description	Application
104-22-33321	DISC KOMATSU®	D20A, D20P, D20PL, D20PLL, D20Q, D20S, D21A, D21P, D21PL, D21Q, D21S
120-22-31233	DISC KOMATSU®	D31A, D31AM, D31E, D31P, D31PG, D31PL, D31PLL, D31Q, D31S, D31SM, D37A, D37E, D37P, D37PG, D40A, D40AM, D40P, D40PF, D40PL, D40PLL, D41A, D41P
125-21-23121	DISC KOMATSU®	D40A, D40PL, D45A, D45P, D45S, D50A, D50P, D50PL, D53A, D53P, D53S, D57S, D58E, D58P, D75S
131-21-43220	DISC KOMATSU®	D40A, D40AF, D40PF, D40PL, D40PLF, D45A, D45P, D45S, D50P, D50S
14X-22-12150	DISC KOMATSU®	D275A, D60P, D61E, D65E, D65P, D68ESS, D70LE, D85E, D85ESS

STEERING DISCS FOR KOMATSU®(CONT.)

Part No.	Description	Application
17A-22-11170	DISC KOMATSU®	D155A, D155AX, D275A, D275AX
195-22-11211	DISC KOMATSU®	D355A, D355C
195-22-13341	DISC KOMATSU®	D375A
195-22-13370	PLATE KOMATSU®	D375A
195-22-13441	DISC KOMATSU®	D375A



POWERTRAIN |

TRANSMISSION DISCS

Part No.	Description	Application
1085751	DISC-FRICTION	120H, 120H ES, 120H NA, 120K, 120K 2, 120M, 120M 2, 12H, 12H ES, 12H NA, 12K, 12M, 12M 2, 12M 3, 12M 3 AWD, 135H, 135H NA, 140H, 140H ES, 140H NA, 140K, 140K 2, 140M, 140M 2, 140M 3, 140M 3 AWD, 143H
1170019	DISC-FRICTION	24H, 24M, 621E, 621F, 621G, 621H, 621K, 623E, 623F, 623G, 623H, 623K, 623K LRC, 627E, 627F, 627G, 627H, 627K, 627K LRC, 631E, 631G, 633E II, 637E, 637G, 657E, 657G
1221880	DISC-FRICTION	416C, 416D, 420D, 424B, 424B HD, 424D, 426C, 428C, 428D, 430D, 432D, 436C, 438C, 438D, 442D, TH220B, TH330B, TH340B, TH350B, TH355B, TH460B, TH560B, TH580B
1590927	DISC-FRICTION	120H, 120H ES, 120H NA, 120K, 120K 2, 120M, 120M 2, 12H, 12H ES, 12H NA, 12K, 12M, 12M 2, 12M 3, 12M 3 AWD, 135H, 135H NA, 140H, 140H ES, 140H NA, 140K, 140K 2, 140M, 140M 2, 140M 3, 140M 3 AWD, 143H
1630342	DISC-FRICTION	525C, 535B, 535C, 545, 545C
1630343	DISC-FRICTION	525C, 535B, 535C, 545, 545C
1697055	DISC-FRICTION	776C, 776D, 777D, 777F, 777G, 844, 980F, 980G, 980G II, 988G, 990 II, 994, 994D, AD30, D10R, D10T, D11R, D9R, D9T, R2900, R2900G, TH48-E70
1733271	DISC AS-FRICTION	784B, 784C, 785B, 785C, 785D, 789B, 789C, 789D, 793B
1A3987	DISC	118, 127, 25, 30, 561B, 561C, 572G, 619, 977D, 977H, 977K, 977L, 983, 983B, D5, D5B, D5E, D6C, D6D, D6E, D6E SR, D6F SR, D6G, D6G SR, D6G2 LGP, D6G2 XL, D7F, D7G, D7G2
1P4110	DISC-FRICTION	621E, 621F, 621G, 621H, 621K, 623E, 623F, 623G, 623H, 623K, 623K LRC, 627E, 627F, 627G, 627H, 627K, 627K LRC, 631C, 631E, 631G, 633C, 633D, 633E II, 637D, 637E, 637G, 657B, 657E, 657G, 769C, 772B, 773
1S3736	DISC ASSEM.	16, 769C, 772B, 773B, 773D, 773E, 773F, 773G, 773G LRC, 775B, 775D, 775E, 775F, 775G, 775G LRC, 824B, 825B, 988, AD55B, AD60
2225203	DISC-FRICTION	725, 725C, 730, 730C, 735, C9, CX31, CX31-C13I, CX31-C15I, CX31-C18I, CX31-C9I, CX31-P600, CX35, CX35-C18I, CX35-P800, TH31-E61, TH35-C11I, TH35-C13I, TH35-C13T, TH35-C15I, TH35-C15T, TH35-E81
2312236	DISC AS-FRICTION	938F, 938G, 938G II, 938H, IT38F, IT38G, IT38G II, IT38H
2346707	DISC-FRICTION	24H, 24M, 589, 824G, 824G II, 824H, 824K, 825G, 825G II, 825H, 825K, 826C, 826G, 826G II, 826H, 826K, 834B, 834G, 834H, 834K, 836, 836G, 836H, 836K, 980F, 980G, 980G II, 980H, 980K, 980K HLG, 980M
2S1456	DISC A.-CLUTCH	GENERAL
3284374	DISC AS-FRICTION	30/30, 572R II, 583R, 583T, 587R, 587T, 611, 615C, 814F, 814F II, 815B, 815F, 815F II, 816F, 816F II, 966D, 966G, 966G II, 972G, 972G II, 972H, 972K, 980C, 980F, 980G, 980G II, 980H, 980K, D250E, D250
3284375	DISC AS-FRICTION	30/30, 572R II, 583R, 583T, 587R, 587T, 611, 615C, 814F, 814F II, 815B, 815F, 815F II, 816F, 816F II, 966D, 966G, 966G II, 972G, 972G II, 972H, 972K, 980C, 980F, 980G, 980G II, 980H, 980K, D250E, D250
3P5955	DISC ASSEM.	120G, 12G, 130G, 14G, 14H, 14H NA, 16G, 16H, 16H NA, 814, 815, 950, 966C
3S7981	DISC ASSEM.	12F, 14E, 518, 518C, 528, 528B, 530B, 769C, 772B, 773B, 773D, 773E, 773F, 773G, 773G LRC, 775B, 775D, 775E, 775F, 775G, 775G LRC, 920, 930, 941, 951B, AD55B, AD60, D4D, D4E
3T3400	DISC	GENERAL
3T9960	DISC-FRICTION	517, 518, 527, 561M, 561N, 613C, 613C II, 613G, 931B, 936, 936F, 950B, 950B/950E, 950F, 950F II, 950G, 950G II, 950H, 960F, 962G, 962G II, 962H, 966C, 966H, 966R, D5C, D5H, D5H XL, D5HTSK II, D5M, D5N
4430663	DISC-FRICTION	777D, 777G
4S8724	DISC-FRICTION	621, 621B, 621E, 621F, 621G, 621H, 621K, 621R, 623, 623B, 623E, 623F, 623G, 623H, 623K, 623K LRC, 627B, 627E, 627F, 627G, 627H, 627K, 627K LRC, 631C, 631E, 631G, 633C, 633D, 633E II, 637D, 637E, 637G
5S7830	DISC ASSEM.	657B, 772, 777, D8H, D8K, D9G, D9H
6I8028	DISC-FRICTION	D4H XL, D4HTSK III, D5M, D5N
6I8029	DISC-FRICTION	D4H XL, D4HTSK III, D5M, D5N

■ BRAKING & FRICTION

■ BRAKING & FRICTION

## TRANSMISSION DISC (CONT.)

Part No.	Description	Application
618911	DISC-FRICTION	120H, 120H ES, 120H NA, 120K, 120K 2, 120M, 120M 2, 12H, 12H ES, 12H NA, 12K, 12M, 12M 2, 12M 3, 12M 3 AWD, 135H, 135H NA, 140H, 140H ES, 140H NA, 140K, 140K 2, 140M, 140M 2, 140M 3, 140M 3 AWD, 143H
618912	DISC-FRICTION	120H, 120H ES, 120H NA, 120K, 120K 2, 120M, 120M 2, 12H, 12H ES, 12H NA, 12K, 12M, 12M 2, 12M 3, 12M 3 AWD, 135H, 135H NA, 140H, 140H ES, 140H NA, 140K, 140K 2, 140M, 140M 2, 140M 3, 140M 3 AWD, 143H
619255	DISC-FRICTION	589, 627E, 627F, 627G, 627H, 627K, 627K LRC, 637E, 637G, 824C, 834B, 980F, 980F II, 980G, 980G II, 980H, 988F II, 988G, AD30, D10N, D10R, D10T, D9N, D9R, D9T, R2900, R2900G
6T6283	DISC-FRICTION	554, M315, M315C, M316C, M318, M318C, M318C MH, M320, M322C
6T8533	DISC	930R, 966R
6T8886	DISC	583K, D8K
6Y1300	DISC-FRICTION	924F, 924G, 924GZ, 924H, 924HZ, 928G, 928H, 928HZ, 930G, IT18F, IT24F, IT28G
6Y2027	DISC-FRICTION	120G, 12G, 130G, 140G, 14G, 14H, 14H NA, 160G, 16G, 16H, 16H NA, 65C, 65E, 725, 725C, 730, 75, 75C, 75D, 75E, 85C, 85D, 85E, 95E, C9, TH31-E61, TH35-C111, TH35-C131, TH35-C13T, TH35-C151, TH35-C15T
6Y5348	DISC-FRICTION	814, 815, 816, 950, 966C
6Y5352	DISC-FRICTION	120H, 120H ES, 120H NA, 120K, 120K 2, 12H, 12H ES, 12H NA, 12K, 135H, 135H NA, 140H, 140H ES, 140H NA, 140K, 140K 2, 143H, 160H, 160H ES, 160H NA, 160K, 163H, 163H NA, 517, 527, 561M, 561N, 613C
6Y5914	DISC-FRICTION	120G, 12G, 130G, 140G, 14G, 14H, 14H NA, 160G, 16G, 16H, 16H NA
6Y5915	DISC-FRICTION	518C, 528, 528B, 530B
6Y5916	DISC-FRICTION	572G, D6D, D6E, D6G, D6G2 LGP, D6G2 XL, D7G, D7G2
6Y7219	DISC-FRICTION	776C, 776D, 777B, 777D, 777F, 777G, 784B, 784C, 785, 785B, 785C, 785D, 789, 789B, 789C, 789D, 793, 793B, 793C, 793D, CX48-P2300, SPF343C, TH48-E70, TH48-E80
6Y7919	DISC-FRICTION	910
6Y7922	DISC-FRICTION	515, 525, 525B, 525C, 910E, 918F, 924F, 924G, 924GZ, 924H, 924HZ, 928F, 928G, 928H, 928HZ, 930G, 938F, 938G, 938G II, 938H, IT12B, IT14B, IT14F, IT18F, IT24F, IT28F, IT28G, IT38F, IT38G, IT38G II, IT3
6Y7929	DISC-FRICTION	414E, 416, 416B, 416C, 416D, 416E, 416F, 420D, 420E, 420F, 422E, 422F, 424D, 426, 426B, 426C, 428, 428B, 428C, 428D, 428E, 428F, 430D, 430E, 430F, 432D, 432E, 432F, 434E, 434F, 436, 436C, 438C, 438D
6Y7932	DISC-FRICTION	120H, 515, 525, 65, 65C, 65E, 75, 75C, 75D, 75E, 85C, 85D, 85E, 928F, 938F, 938G, 938G II, 938H, 95E, IT28F, IT38F, IT38G, IT38G II, IT38H, TA19-M2WD, TA19-M4WD
6Y7934	DISC-FRICTION	5110B, 518, 527, 910, 916, 926, 931B, 931C, 931C II, 933, 939, D3C III, D4C, D4C III, D4H, D4HTSK II, D5C, D5C III, D5HTSK II, IT18B, IT28B
6Y7935	DISC-FRICTION	528, 910, 916, 926, 931B, 931C, 931C II, 933, 939, D3C, D3C III, D4C, D4H, D5C, D5C III, D6D, IT18B, IT28B
6Y7953	DISC-FRICTION	120G, 120H, 120H ES, 120H NA, 120K, 120K 2, 120M, 120M 2, 12G, 12H, 12H ES, 12H NA, 12K, 12M, 12M 2, 12M 3, 12M 3 AWD, 130G, 135H, 135H NA, 140G, 140H, 140H ES, 140H NA, 140K, 140K 2, 140M, 140M 2
6Y7954	DISC-FRICTION	12G, 12H, 12H ES, 12H NA, 12K, 130G, 140G, 140H, 140H ES, 140H NA, 140K, 140K 2, 143H, 14G, 14H, 14H NA, 160G, 160H, 160H ES, 160H NA, 160K, 163H, 163H NA, 515, 525, 525B, 525C, 533, 535B, 535C, 543
6Y7957	DISC-FRICTION	414E, 416, 416B, 416C, 416D, 416E, 416F, 420D, 420E, 420F, 422E, 422F, 424D, 426B, 426C, 428, 428B, 428C, 428D, 428E, 428F, 430D, 430E, 430F, 432D, 432E, 432F, 434E, 434F, 436, 436C, 438C, 438D, 442D
6Y7965	DISC-FRICTION	939, D4C III, D4H, D4HTSK II, D5C, D5C III
6Y9807	DISC-FRICTION	637E, 69D, 735, 735B, 740, 740B, 768C, 769C, 769D, 770, 771C, 771D, 772, AD40, AD45, AE40, AE40 II, RM-350B, SM-350
7D8185	DISC	12G, 12H, 12H ES, 12H NA, 12K, 130G, 140G, 140H, 140H ES, 140H NA, 140K, 140K 2, 143H, 14G, 14H, 14H NA, 160G, 160H, 160H ES, 160H NA, 160K, 163H, 163H NA, 515, 525, 525B, 525C, 533, 535B, 535C, 543
7G8107	DISC	T400
7T2336	DISC-FRICTION	572G, 621E, 621F, 621G, 621H, 621K, 623E, 623F, 623G, 623H, 623K, 623K LRC, 627E, 627F, 627G, 627H, 627K, 627K LRC, 631E, 631G, 633E II, 637E, 637G, 657E, 657G, D6D, D6E, D6G, D6G2 LGP, D6G2 XL, D7G
7T3456	DISC-FRICTION	65, 65C, 65E, 75, 75C, 75D, 75E, 85C, 85D, 85E, 950F II, 950G, 950G II, 950H, 95E, 960F, 962G, 962G II, 962H, 966C, 966H, 966K, IT62G, IT62G II, R1300G II
8D4282	DISC	12G, 12H, 12H ES, 12H NA, 12K, 130G, 140G, 140H, 140H ES, 140H NA, 140K, 140K 2, 143H, 14G, 14H, 14H NA, 160G, 160H, 160H ES, 160H NA, 160K, 163H, 163H NA, 545
8E0985	DISC AS-CLUTCH	844, 844H, 844K, 854G, 854K, 990, 990 II, 990H, 990K, 992C, 992D, 992G, 992K, 993K, 994, 994D, 994F, 994H, D10, D11N, D11R, D11T
8E8832	DISC-FRICTION	GENERAL
8E9849	DISC AS-FRICTION	517, 527, 950F II, 950G, 950G II, 960F, 962G, 962G II, 966H, 966K, IT62G, IT62G II
8I4483	DISC-CLUTCH	TH62, TH63, TH82, TH83
8M5070	DISC ASSEM.	594, 594H, D8H, D8K, D9G, D9H

## TRANSMISSION DISC (CONT.)

Part No.	Description	Application
8M5136	DISC ASSEM	14E, 16, 651, 657, 666, 768B, 769, 772, 773
8M8550	DISC ASSEM	16, 651, 657, 983, D7F
8P4736	DISC ASSEM	594H, D8K, D9H
8P5646	DISC-FRICTION	641B, 651E, 657E, 657G, D7F
8S9112	DISC ASSEM	657, 768B, 769, 772, 773
9P4251	DISC-FRICTION	621, 621E, 621F, 621G, 621H, 621K, 623B, 623E, 623F, 623G, 623H, 623K, 623K LRC, 627B, 627E, 627F, 627G, 627H, 627K, 627K LRC, 631C, 631E, 631G, 633C, 633D, 633E II, 637D, 637E, 637G, 657E, 657G
9P4252	DISC ASSEM	772
9P7390	DISC AS-FRICTION	30/30, 572R, 572R II, 578, 583R, 583T, 587R, 587T, 611, 615, 615C, 69D, 735, 735B, 740, 740B, 768C, 769C, 769D, 770, 770G, 771C, 771D, 772, 772G, 776C, 776D, 777B, 777D, 777F, 777G
9W4662	DISC-FRICTION	621E, 621F, 621G, 621H, 621K, 623B, 623E, 623F, 623G, 623H, 623K, 623K LRC, 627B, 627E, 627F, 627G, 627H, 627K, 627K LRC, 631E, 631G, 633E II, 637E, 637G, 657E, 657G, 772B, 773B, 773D, 773E, 773F
9W9856	DISC AS-FRICTION	589, 824C, 824G, 824G II, 824H, 824K, 825G, 825G II, 825H, 825K, 826C, 826G, 826G II, 826H, 826K, 834B, 834G, 834H, 834K, 836, 836G, 836H, 836K, 980C, 980F, 980F II, 980G, 980G II, 980H, 980K, 980K HL

## TRANSMISSION DISCS FOR KOMATSU®

Part No.	Description	Application
103-15-32711	DISC KOMATSU®	D21A, D21AG, D21E, D21P, D21PG, D21PL
113-15-42711	DISC KOMATSU®	D21A, D21AG, D21E, D21P, D21PG, D21PL, D21Q, D21QG
14X-15-22710	DISC KOMATSU®	D61EX, D61PX, D63E, D65E, D65EX, D65P, D65PX, D65WX, D85E, D85ESS
154-22-11230	DISC KOMATSU®	D135A, D150A, D155A, D155C, D155S, D155W, D455A, D80A, D80E, D80P, D85A, D85C, D85E, D85P, D95S
195-15-32710	DISC KOMATSU®	558, D155A, D155AX, D275A, D375A, D475A, D475ASD, GD755, HD325, HD405, HD465, HD605, HD785, HM350, HM400, HYDRAULIC, WA500, WA600, WD600
195-15-42721	DISC KOMATSU®	D275A, D375A, D575A, WA1200
198-15-22810	DISC KOMATSU®	568, D475A, D475ASD, D575A, D85A, D85C, D85E, D85P, HD1500, WA600, WA700, WA800, WA900
19M-15-12721	DISC KOMATSU®	D135A, D155A, D155C, D155W, D355C, D575A, D85A, D85E, D85P, HD785
23S-15-12710	DISC KOMATSU®	538, 558, D41A, D41P, D41Q, D41S, GD705A, GD725A, GD805A, GD825A, GH320, WA350, WA380, WA600, WD600
23S-15-12720	DISC KOMATSU®	GD505A, GD511A, GD521A, GD525A, GD605A, GD611A, GD621A, GD621R, GD623A, GD625A, GD661A, GD663A, LW100
23S-15-12730	DISC KOMATSU®	GD605A, GD611A, GD621A, GD621R, GD623A, GD625A, GD661A, GD663A
23S-15-12740	DISC KOMATSU®	GD305A, GD355A, GD405A, GD505A, GD511A, GD521A, GD525A, GD605A, GD611A, GD621A, GD621R, GD623A, GD625A, GD661A, GD663A, LW250L
23S-15-42730	DISC KOMATSU®	GD505A, GD511A, GD521A, GD525A, GD605A, GD611A, GD621A, GD621R, GD623A, GD625A, GD661A, GD663A
561-15-42721	DISC KOMATSU®	330M, HD465, HD605, HD785
562-15-12860	DISC KOMATSU®	D355A, HD325
566-15-72710	DISC KOMATSU®	HD325, HD405
714-07-12670	DISC KOMATSU®	GD755, GH320, HM250, HM300, HM300TN, HM350, HM400, WA320, WA380, WA380Z, WA420, WA430, WA470
714-07-19720	DISC KOMATSU®	WA400, WA420, WA450, WA450L, WA470, WF450, WF450T
714-07-29710	DISC KOMATSU®	HM300, HM300TN, WA380, WA470, WA480
714-07-29720	DISC KOMATSU®	WA380, WA380Z, WA400, WA430, WA450, WA470, WA480
714-08-19710	DISC KOMATSU®	LW250, WA100, WA120, WA120L, WA150, WA180, WA180L, WA180PT, WA470, WA480
714-12-19711	DISC KOMATSU®	GD555, GD655, GD675, HM250, HM300, WA380, WA430, WA470, WA480
714-12-19730	PLATE, SEPARATE KOMATSU®	WA300, WA320, WA350, WA380, WA380Z, WA400, WA420, WA430, WA450, WA470

Part numbers are used for reference purposes only.

Costex Tractor Parts Copyright © 2023. All rights reserved.



## CLUTCH DISCS

Part No.	Description	Application
1348360	DISC-FRICTION	725, 730, 85E, 95E, TA19-M2WD, TA19-M4WD, TA22-M4WD
3373530	DISC-FRICTION	414E, 416D, 416E, 416F, 420D, 420E, 420F, 422E, 422F, 424D, 428D, 428E, 428F, 430D, 430E, 430F, 432D, 432E, 432F, 434E, 434F, 442D, 442E, 444E, 444F, 450E, 450F
3570450	DISC-FRICTION	924F, 924G, 924H, 924HZ, 928G, 928H, 928HZ, 930G, IT24F, IT28G
3T1407	DISC-FRICTION	D6F SR, D6G SR, D6H, D7H
4S9072	DISC-FRICTION	D4E, D4E SR, D5, D5B, D5E, D6C, D6D, D6E SR, D7G
4S9073	DISC A.	D8H, D8K
6Y7925	DISC-FRICTION	931B, D3C II, D4H, D5H
6G0387	DISC	24H, 24M, 621, 621B, 621E, 621F, 621G, 621H, 621K, 621R, 623B, 623E, 623F, 623G, 623H, 623K, 623K LRC, 627B, 627E, 627F, 627G, 627H, 627K, 627K LRC, 631E, 631G, 633E II, 637E, 637G, 657E, 657G
131-10-61140	DISC KOMATSU®	D50A, D50P, D50PL, D60A, D60P, D60PL, GD31RC, GD37, GD600R
144-10-12150	DISC KOMATSU®	BF60, D50A, D50P, D50PL, D60A, D60E, D60F, D60P, D60PL, D60S, D70, D70LE
207-01-71310	DAMPER KOMATSU®	PC300, PC300HD, PC300LL, PC340, PC350, PC350HD, PC350LL, PC360, PC380, PC390, PC390LL

## DIFFERENTIAL DISCS

Part No.	Description	Application
1357494	KIT-DISC	966F, 966F II, 966G, 966G II, 966H, 966K, 970F, 972G, 972G II, 972H, 972K, IT38G II
1366325	DISC-FRICTION	735, 740, D350E II, D400E II
2G1084	DISC-FRICTION	120G, 120H, 120H ES, 120H NA, 120K, 120K 2, 135H, 135H NA, D250D, D250E, D250E II, D300D, D300E, D300E II, D400E II
6Y7955	DISC-FRICTION	120G, 120H, 120H ES, 120H NA, 120K, 120K 2, 135H, 135H NA, D250D, D250E, D250E II, D300D, D300E, D300E II, D400E II

## DRIVE AXLE DISCS

Part No.	Description	Application
9R2476	DISC	416, 426, 428
235-25-11360	DISC KOMATSU®	538, 542, 545, GD505A, GD521A, GD525A, GD555, GD605A, GD623A, GD625A, GD655, GD663A, GD675, GD705A, GD725A, GD805A, GD825A, WA350, WA380, WA400, WA420, WA470
417-33-11290	DISC KOMATSU®	JT150, WA100, WA120, WA120L, WA150, WA180, WA180L, WA180PT, WR11, WR11SS
418-33-21340	DISC KOMATSU®	WA250, WA250L, WA250PT, WA300, WA300L, WA320, WA320L, WA320PT, WA320PZ

## FINAL DRIVE DISCS

Part No.	Description	Application
1368064	DISC-FRICTION	AP-1055D, AP-600D, AP-655D, AP555E, BG500E, BG600D, BG655D, CB-534C, CB-534D, CB-54, CB-564D, CB-634C, CB-634D, CB-64, CP-433C, CP-433E, CP-44, CP-533E, CP-54B, CP-56, CP-573E, CP-64, CP-663E, CP-68B
1368068	DISC-MIDDLE	AP-1055D, AP-600D, AP-655D, AP555E, BG500E, BG600D, BG655D, CB-534C, CB-534D, CB-54, CB-564D, CB-634C, CB-634D, CB-64, CP-433C, CP-433E, CP-44, CP-533E, CP-54B, CP-56, CP-573E, CP-64, CP-663E, CP-68B
419-33-11243	DISC KOMATSU®	532, WA300, WA320

## TORQUE CONVERTER DISCS

Part No.	Description	Application
2P9314	DISC AS-CLUTCH	623B, 627E, 633D, 639D, 988, 988B
3369313	DISC-FRICTION	24H, 24M, 637E, 637G, 735, 740, 769C, 769D, 770, 771C, 771D, 772, 773D, 773E, 773F, 773G LRC, 775E, 775F, 775G LRC, 834G, 834H, 836G, 836H, 844, 844H, 988G, 988H, 990, 990 II, 990H
3369318	DISC-FRICTION	777D, 777F, 777G, 789B, 789C, 789D, 793B, 793C, 793D, 834G, 834H, 834K, 836G, 836H, 844, 844H, 854G, 854K, 988G, 988H, 988K, 990, 990 II, 990H, 992G, 992K, 993K, 994D, 994F, 994H, CX48-P2300, SPF343C
9P4253	DISC-FRICTION	627, 627B, 627E, 627F, 627G
9W4954	DISC-FRICTION	508, RM-350B, SM-350
424-15-12711	DISC KOMATSU®	D155AX, D275A, D275AX, D375A, D85EX, D85MS, D85PX, FRONT, GD555, GD655, GD675, HYDRAULIC, WA380, WA430, WA470, WA480, WA500

## TRANSFER CASE DISCS

Part No.	Description	Application
6Y7958	DISC-FRICTION	16G, 16H, 16H NA, 735, 740
8D3879	DISC	16G, 16H, 16H NA, 735, 740
8D9718	DISC	120G, 120H, 120H ES, 120H NA, 120K, 120K 2, 135H, 135H NA, D250D, D250E, D250E II, D300D, D300E, D300E II, D400E II
8E1204	DISC-FRICTION	14G, 14H, 14H NA, 16G, 16H, 16H NA
418-17-39710	DISC KOMATSU®	HM250, HM300, WA200, WA200L, WA200PT, WA200PTL, WA200PZ, WA250, WA250PZ, WA270, WA320, WA320PZ

## WINCH DISCS

Part No.	Description	Application
1616435	DISC	515, 525, 525B, 525C, 527, 535B, 535C, 545, 545C, D5M, D5N, D6N, D6R, D6T, D7E, D7R II, D8T
6T4944	DISC-FRICTION	578, D10N, D10R, D6D, D6H, D6H II, D6H XL, D6H XR, D7G, D7H, D7R, D8L, D8N, D8R, D9L, D9N
6Y7920	DISC-FRICTION	D10N, D10R, D7G, D9N
6Y7981	DISC-FRICTION	120G, 120H, 120H ES, 120H NA, 120K, 120K 2, 120M, 120M 2, 12G, 12H, 12H ES, 12H NA, 12K, 12M, 12M 2, 12M 3, 12M 3 AWD, 130G, 135H, 135H NA, 140G, 140H, 140H ES, 140H NA, 140K, 140K 2, 140M, 140M 2
8E6931	DISC	515, 518C, 525, 528B, 530B
8E6937	DISC	515, 518C, 525, 528B, 530B

## POWER SHIFT CONTROL DISCS

Part No.	Description	Application
6Y7962	DISC	GENERAL
6Y7964	DISC	12F, 14E

## MISCELLANEOUS DISCS

Part No.	Description	Application
1210669	DISC-FRICTION	D11R, D11T
1578412	DISC-FRICTION	735, 770G, 772G, CX35, TH35-C11I, TH35-C13I, TH35-C13T, TH35-C15I, TH35-C15T, TH35-E81
2071266	DISC-FRICTION	793D, 793F, 793F AC, 793F-XQ
2219685	DISC-FRICTION	AD45B, AD55, D400E II
2237519	DISC-FRICTION	725, 725C, 730, 730C, 735, C9, CX31, CX31-C13I, CX31-C15I, CX31-C18I, CX31-C9I, CX31-P600, CX35, CX35-C18I, CX35-P800, TH31-E61, TH35-C11I, TH35-C13I, TH35-C13T, TH35-C15I, TH35-C15T, TH35-E81
2627319	DISC-FRICTION	784C, 785C, 785D, 789C, 789D, 793C, 793D
3558990	DISC-FRICTION	735B, 740B
6E4098	DISC	583T, D11R, D11T, D8N, D8R, D8R II, D8T, D9R, D9T, PL83
6Y1363	DISC-FRICTION	631E, 637E, 777B
9W8901	DISC A	GENERAL
124-15-52710	DISC KOMATSU®	D41A, D41E, D41E6T, D41P, D41PF
175-22-11140	DISC KOMATSU®	D80A, D80P, D85A

## PILOTS



### PILOTS

Part No.	Description	Application	Model / Engine Application
5M1990	PILOT	STEERING CLUTCH	D7F, 983
9M0702	PILOT	STEERING CLUTCH	D6C LGR, 977K, 3306

## FRICION DISCS & PLATES KOMATSU®



### FRICION DISCS FOR KOMATSU®

Part No.	Category	Application
103-15-32711	TRANSMISSION	D21A, D21AG, D21E, D21P, D21PG, D21PL
104-22-33321	STEERING CLUTCH	D20A, D20P, D20PL, D20PLL, D20Q, D20S, D21A, D21P, D21PL, D21Q, D21S
113-15-42711	TRANSMISSION	D21A, D21AG, D21E, D21P, D21PG, D21PL, D21Q, D21QG
120-22-31233	STEERING CLUTCH	D31A, D31AM, D31E, D31P, D31PG, D31PL, D31PLL, D31Q, D31S, D31SM, D37A, D37E, D37P, D37PG, D40A, D40AM, D40P, D40PF, D40PL, D40PLL, D41A, D41P
124-15-52710	DISC KOMATSU®	D41A, D41E, D41E6T, D41P, D41PF
125-21-23121	STEERING CLUTCH	D40A, D40PL, D45A, D45P, D45S, D50A, D50P, D50PL, D53A, D53P, D53S, D57S, D58E, D58P, D75S
131-10-61140	CLUTCH	D50A, D50P, D50PL, D60A, D60P, D60PL, GD31RC, GD37, GD600R
131-21-43220	STEERING CLUTCH	D40A, D40AF, D40PF, D40PL, D40PLF, D45A, D45P, D45S, D50P, D50S
144-10-12150	CLUTCH	BF60, D50A, D50P, D50PL, D60A, D60E, D60F, D60P, D60PL, D60S, D70, D70LE
14X-15-22710	TRANSMISSION	D61EX, D61PX, D63E, D65E, D65EX, D65P, D65PX, D65WX, D85E, D85ESS
14X-22-12150	STEERING CLUTCH	D275A, D60P, D61E, D65E, D65P, D68ESS, D70LE, D85E, D85ESS
14X-22-22150	BRAKE DISCS	D63E, D65E, D65P, D85E, D85ESS
154-22-11230	TRANSMISSION	D135A, D150A, D155A, D155C, D155S, D155W, D455A, D80A, D80E, D80P, D85A, D85C, D85E, D85P, D95S
175-22-11140	STEERING CLUTCH	D80A, D80P, D85A
17A-22-11170	STEERING CLUTCH	D155A, D155AX, D275A, D275AX
195-15-32710	TRANSMISSION	558, D155A, D155AX, D275A, D375A, D475A, D475ASD, GD755, HD325, HD405, HD465, HD605, HD785, HM350, HM400, HYDRAULIC, WA500, WA600, WD600
195-15-42721	TRANSMISSION	D275A, D375A, D575A, WA1200
195-22-11211	STEERING CLUTCH	D355A, D355C
195-22-13341	STEERING CLUTCH	D375A
195-22-13370	STEERING CLUTCH	D375A
195-22-13441	STEERING CLUTCH	D375A
198-15-22810	TRANSMISSION	568, D475A, D475ASD, D575A, D85A, D85C, D85E, D85P, HD1500, WA600, WA700, WA800, WA900
19M-15-12721	TRANSMISSION	D135A, D155A, D155C, D155W, D355C, D575A, D85A, D85E, D85P, HD785

### FRICION DISCS FOR KOMATSU® (CONT.)

Part No.	Category	Application
207-01-71310	DAMPER	PC300, PC300HD, PC300LL, PC340, PC350, PC350HD, PC350LL, PC360, PC380, PC390, PC390LL
235-25-11360	DRIVE AXLE	538, 542, 545, GD505A, GD521A, GD525A, GD555, GD605A, GD623A, GD625A, GD655, GD663A, GD675, GD705A, GD725A, GD805A, GD825A, WA350, WA380, WA400, WA420, WA470
23S-15-12710	TRANSMISSION	538, 558, D41A, D41P, D41Q, D41S, GD705A, GD725A, GD805A, GD825A, GH320, WA350, WA380, WA600, WD600
23S-15-12720	TRANSMISSION	GD505A, GD511A, GD521A, GD525A, GD605A, GD611A, GD621A, GD621R, GD623A, GD625A, GD661A, GD663A, LW100
23S-15-12730	TRANSMISSION	GD605A, GD611A, GD621A, GD621R, GD623A, GD625A, GD661A, GD663A
23S-15-12740	TRANSMISSION	GD305A, GD355A, GD405A, GD505A, GD511A, GD521A, GD525A, GD605A, GD611A, GD621A, GD621R, GD623A, GD625A, GD661A, GD663A, LW250L
23S-15-42730	TRANSMISSION	GD505A, GD511A, GD521A, GD525A, GD605A, GD611A, GD621A, GD621R, GD623A, GD625A, GD661A, GD663A
417-33-11290	DRIVE AXLE	JT150, WA100, WA120, WA120L, WA150, WA180, WA180L, WA180PT, WR11, WR11SS
418-17-39710	TRANSFER CASE	HM250, HM300, WA200, WA200L, WA200PT, WA200PTL, WA200PZ, WA250, WA250PZ, WA270, WA320, WA320PZ
418-33-11241	BRAKE DISCS	WA180 WA200 WA250
418-33-21340	DRIVE AXLE	WA250, WA250L, WA250PT, WA300, WA300L, WA320, WA320L, WA320PT, WA320PZ
419-33-11243	FINAL DRIVE	532, WA300, WA320
423-33-21240	BRAKE DISCS	WA350, WA380
423-33-31240	BRAKE DISCS	WA380, WA380Z, WA400, WA430
424-15-12711	TORQUE CONVERTER	D155AX, D275A, D275AX, D375A, D85EX, D85MS, D85PX, FRONT, GD555, GD655, GD675, HYDRAULIC, WA380, WA430, WA470, WA480, WA500
425-33-11510	FINAL DRIVE	HD325, HD405, HM350, HM400, HYDRAULIC, WA500
561-15-42721	TRANSMISSION	330M, HD465, HD605, HD785
562-15-12860	TRANSMISSION	D355A, HD325
566-15-72710	TRANSMISSION	HD325, HD405
569-33-61241	BRAKE DISCS	HD465, HD605, HD785, HD985, WA800, WA900
585-33-21240	BRAKE DISCS	HD785, HD985
708-8H-35120	TRAVEL MOTOR	BR550JG, BR580JG, PC100L, PC200, PC210, PC220, PC230, PC240, PC250, PC250HD, PC270, PC290, PC300, PC300SC, PC340, PC350
714-07-12670	TRANSMISSION	GD755, GH320, HM250, HM300, HM300TN, HM350, HM400, WA320, WA380, WA380Z, WA420, WA430, WA470
714-07-19720	TRANSMISSION	WA400, WA420, WA450, WA450L, WA470, WF450, WF450T
714-07-29710	TRANSMISSION	HM300, HM300TN, WA380, WA470, WA480
714-07-29720	TRANSMISSION	WA380, WA380Z, WA400, WA430, WA450, WA470, WA480
714-08-19710	TRANSMISSION	LW250, WA100, WA120, WA120L, WA150, WA180, WA180L, WA180PT, WA470, WA480
714-12-19711	TRANSMISSION	GD555, GD655, GD675, HM250, HM300, WA380, WA430, WA470, WA480
714-12-19730	TRANSMISSION	WA300, WA320, WA350, WA380, WA380Z, WA400, WA420, WA430, WA450, WA470

### PLATES FOR KOMATSU®

Part No.	Category	Application
14Y-22-13150	BRAKE	D60P, D61E, D61EX, D61PX, D65E, D65EX, D65P, D65PX, D68ESS, D70LE, D85E, D85ESS
14Y-22-23150	BRAKE	D61EX, D61PX, D63E, D65E, D65EX, D65P, D65PX, D65WX, D85E, D85ESS
417-33-11253	BRAKE	JT150, WA100, WA120, WA120L, WA150, WA180, WA180L, WA180PT, WR11
418-33-11251	BRAKE	518, 520C/CH, WA180, WA200, WA250
423-33-21251	BRAKE	WA350, WA380
566-33-41230	BRAKE	HD325, HD405, HM350, HM400, HYDRAULIC, WA500
569-33-41230	BRAKE	HD465, HD785, WA700, WA800, WA800L, WA900
131-10-11120	CLUTCH	BF60, D150A, D50A, D50P, D50PL, D50S, D60A, D60E, D60F, D60P, D60PL, D60S, D70, D70LE, D80A, D80E, D80P, GD30, GD31, GD31RC, GD37, GD600R
281-15-12720	CLUTCH	330M, AFP49, D135A, D155A, D155C, D155S, D155W, D355C, D375A, D475A, D475ASD, D85A, HD1500, HD465, HD605, HD785
561-15-52940	CLUTCH	330M, HD465, HD605, HD785
232-25-51430	DRIVE AXLE	538, 542, 545, GD505A, GD521A, GD525A, GD555, GD605A, GD623A, GD625A, GD655, GD663A, GD675, GD705A, GD725A, GD755, GD805A, GD825A, GH320, WA350, WA380, WA400, WA420, WA470
232-25-51430	DRIVE AXLE	538, 542, 545, GD505A, GD521A, GD525A, GD555, GD605A, GD623A, GD625A, GD655, GD663A, GD675, GD705A, GD725A, GD755, GD805A, GD825A, GH320, WA350, WA380, WA400, WA420, WA470
175-30-11272	GENERIC	D135A, D150A, D155A, D155AX, D155W

PLATES FOR KOMATSU® (CONT.)

Part No.	Category	Application
17A-30-16261	GENERIC	D155A, D155AX
195-15-42780	GENERIC	D275A, D375A
195-15-42850	GENERIC	D275A, D375A
195-30-17960	GENERIC	D135A, D150A, D155A, D155AX, D61EX, D61EXI, D61PX, D61PXI, D65EX, D65PX, D65WX, D85EX, D85MS, D85PX
205-70-74391	GENERIC	HB205, HB215, PC200, PC220, PC228, PC228US, PC270
20Y-26-21240	GENERIC	BP500, HB205, HB215, PC200, PC210, PC220, PC228, PC228US, PC240, PC270, PC290, PC308
705-17-01880	GENERIC	538, 542, BP500, D155A, D575A, FD150, FD180, FD200, FD200Z, FD250Z, FRONT, GD405A, GD500R, GD505A, GD600R, GD605A, GD655A, HD785, HM350, HM400, LW250, PC05, PC10, PC15, PC20, PC200, PC220, WA320
705-17-02612	GENERIC	D31EX, D31PX, D37EX, D37PX, D39EX, D39PX, D61EX, D61PX, D65EX, D65PX, D65WX, D85EX, D85MS, D85PX, ,, FRONT, GD555, GD655, GD675, HYDRAULIC, PC600, PC650, PC700, WA1200, WA200
705-17-02881	GENERIC	518, 532, 545, D155AX, D60P, D61E, D61EX, D61PX, D63E, D65E, D65EX, D65P, D65PX, D65WX, D66S, D68ESS, D70LE, D85E, D85EX, D85MS, D85PX, WA320, WA380, WA600, WD600
705-17-03610	GENERIC	D155A, D155AX, D275A, D85EX, D85MS, D85PX, FRONT, HD325, HD405, PC1250, PC1250SP, WA150, WA150PZ, WA250, WA250PZ, WA320, WA320PZ, WA500, WA600, WA800, WA900, WD600
705-17-03870	GENERIC	520B, D155A, D155AX, D275A, D85EX, D85MS, D85PX, FRONT, GD755, HD325, HD405, HM300, HM400, PC1250, PC1250SP, WA1200, WA150, WA150PZ, WA200, WA200PZ, WA250
705-17-03880	GENERIC	538, 542, 560B, D135A, D155A, D155AX, D275A, D275AX, D375A, D475A, D66S, D85A, D85E, D85P, F4EC, F5EC, F6EC, FD100, FD115, FD135, FD150E, FD160E, HD255, HD325, HD405, WA380, WA420, WA470, WA500
705-18-03870	GENERIC	HD465, HD605, WA1200, WA380, WA400, WA430, WA600, WA800, WA900, WA900L, WD600, WF650T
711-47-11770	GENERIC	538, 542, AIR, D61E, D61EX, D65EX, D65PX, D65WX, WA380, WA380Z, WA420, WA430, WA470, WA500, WA800, WA900
712-85-12720	GENERIC	D60, D65, D85, D275
714-07-12680	GENERIC	GD555, GD655, GD675, GD705A, GD755, GD825A, GH320, HM250, HM300, HM350, HM400, WA320, WA420, WA470, WA480
120-22-31221	STEERING	D30AM, D31A, D31AM, D31E, D31P, D31PG, D31PL, D31PLL, D31Q, D31S, D31SM, D37A, D37E, D37P, D37PG, D40A, D40AM, D40F, D40P, D40PF, D40PL, D40PLL, D41A, D41E, D41P, D41Q, D41S
130-22-11320	STEERING	D40A, D40PL, D45A, D45P, D45S, D50A, D50P, D50PL, D50S, D53A, D53P, D53S, D57S, D58E, D58P, D75S
131-21-43440	STEERING	BF60, D60A, D60E, D60F, D60P, D60PL, D60S, D65A, D65E, D65P, D65S, D70, D70LE, D75A
14X-22-12160	STEERING	D275A, D60P, D61E, D65E, D65P, D68ESS, D70LE, D85E, D85ESS
150-21-23111	STEERING	D80A, D80P, D85A
175-22-21160	STEERING	D135A, D150A, D155A, D155C, D155S, D155W, D455A, D80A, D80E, D80P, D85A, D85C, D85E, D85P, D95S
195-22-11221	STEERING	D355A, D355C
195-22-13370	STEERING	D375A
418-17-38221	TRANSFER CASE	WA200, WA200L, WA200PT, WA200PTL, WA200PZ, WA250, WA250L, WA250PT, WA250PTL, WA250PZ, WA270, WA320, WA320L, WA320PT, WA320PZ
714-16-19730	TRANSFER CASE	GD555, GD655, GD675, HM250, WA200, WA320, WA380, WA430
10E-22-21320	TRANSMISSION	D20A, D20AG, D20P, D20PG, D20PL, D20PLL, D20Q, D20QG, D20S, D21A, D21AG, D21E, D21P, D21PG
10E-22-21320	TRANSMISSION	D20A, D20AG, D20P, D20PG, D20PL, D20PLL, D20Q, D20QG, D20S, D21A, D21AG, D21E, D21P, D21PG
113-15-22720	TRANSMISSION	D21A, D21AG, D21E, D21P, D21PG, D21PL
113-15-22730	TRANSMISSION	D21A, D21AG, D21E, D21P, D21PG, D21PL
113-15-22750	TRANSMISSION	D21A, D21AG, D21E, D21P, D21PG, D21PL, D21Q, D21QG, D21S, D31A, D31AM, D31E, D31P, D31PG, D31PL, D31PLL
124-15-42720	TRANSMISSION	538, D41A, D41E, D41P, D41Q, D41S, GD605A, GD611A, GD621A, GD621R, GD623A, GD625A, GD661A, GD663A, LW160, LW200L, WA350, WA380
125-15-32750	TRANSMISSION	D41A, D41E, D41E6T, D41P, D41PF, GD305A, GD355A, GD405A, GD505A, GD511A, GD521A, GD525A, GD605A, GD611A, GD621A, GD621R, GD623A, GD625A, GD661A, GD663A, LW250L
134-15-12720	TRANSMISSION	D53A, D53P, D57S, D58E, D58P, GD505A, GD605A, GD655A, GD705A, GD725A, GD805A, GD825A
14X-15-22780	TRANSMISSION	D61EX, D61PX, D63E, D65E, D65EX, D65P, D65PX, D65WX, D85E, D85ESS
175-15-42721	TRANSMISSION	D135A, D155A, D155C, D155S, D155W, D355C, D85A, D85E, D85P, D95S, WF22A, WF22T
175-15-42920	TRANSMISSION	D155A, D155C, D155W, D355C
17A-22-12120	TRANSMISSION	D155A, D155AX, D275A, D275AX
195-15-12721	TRANSMISSION	D355A, D455A

PLATES FOR KOMATSU® (CONT.)

Part No.	Category	Application
238-15-12810	TRANSMISSION	GD305A, GD355A, GD405A, GD505A, GD511A, GD521A, GD525A, GD605A, GD611A, GD621A, GD621R, GD623A, GD625A, GD661A
363-15-22750	TRANSMISSION	LW100, PW128UU, WA30, WA40, WA50
426-15-12720	TRANSMISSION	568, D85A, D85C, D85E, D85P, WA600, WD600, WF600T, WF650T
561-15-52931	TRANSMISSION	330M, HD785, HD985
566-15-12721	TRANSMISSION	D375A, D475A, D475ASD, HD320, HD325, HD465, HD680, HD780, HD785, WS23S
714-08-19730	TRANSMISSION	LW250, WA100, WA120, WA120L, WA150, WA150L, WA150PZ, WA180, WA180PT, WA470, WA480
714-12-19730	TRANSMISSION	WA300, WA320, WA350, WA380, WA380Z, WA400, WA420, WA430, WA450, WA470

## AIR COMPRESSORS

CTP Air Compressors are designed for use on Heavy Duty Vehicle Air Brake applications. Every single component is held to exacting specifications. With a CTP air compressor, you get a product that has proven their reliability and efficiency over and over in demanding heavy duty and industrial applications.



Part No.	Description	Application
1046046	AIR COMPRESSOR GP	120H, 120H ES, 120H NA, 135H, 135H NA, 613C II, 950F II
1450840	AIR COMPRESSOR GP	120H, 120H ES, 120H NA, 135H, 135H NA, 550, 570, 570B, 580, 580B
3446363	AIR COMPRESSOR GP	C13, TH35-C13T
3850936	AIR COMPRESSOR GP	14M, 980C, C11, C13, CX31-C13I, TH35-C11I
4401616	AIR COMPRESSOR GP	C-18, C15, C18
1043823	COMPRESSOR GP	950F, 950F II
1105764	COMPRESSOR AIR/13.2CFM@1200RPM	12H, 12H ES, 12H NA, 140G, 140H, 140H ES, 140H NA, 143H, 14H NA, 160H, 160H ES, 160H NA, 163H NA, 1673C, 3304, 3306, 3306B, 3306C, 611, 615C, 966F, 966F II, G3306
1117994	COMPRESSOR	120G, 12G, 12H, 12H ES, 12H NA, 130G, 140G, 140H, 140H ES, 140H NA, 143H, 160G, 160H, 160H ES, 160H NA, 163H NA, 518C, 528B, 530B, 936F
1316679	COMPRESSOR AIR TF-550	140H, 143H, 14H, 160H, 163H, 16H, 3176C, 3196, 3406E, 621B, 621G, 623G, 627F, 627G, 631D, 631E, 631G, 633E II, 637D, 637E, 637G, 657B, 657E, 657G, 824C, C-10, C-12, C-15, C-16, C-18
1440744	COMPRESSOR AIR/13.2CFM@1250RPM	14H NA, 3306, 3306C, 611, 615C
1494915	AIR COMPRESSOR TF-550	120K, 120K 2, 12K, 140K, 140K 2, 160K, 3116, 3126, 3126B, 3126E, 815B, C-9, C7, C9, CX31-C9I, SPP101, TH31-E61
1647557	COMPR GP-B	3116, 3126, 3126B, 3126E
1647564	COMPRSR GP TF-750	3176C, 3196, 3406E, 3456, C-10, C-12, C-15, C-16, CPT372, PM-200, PM-201, SBF214, SUF557
1647566	COMPRESSOR	3406E, 3456, 651B, C-15, C-16, C-18, PM-200, PM-201
1N2992	AIR COMPRESSOR ASSEMBLY	3406B, 3406C, 623F
1P0028	AIR COMPRESSOR ASSEMBLY	518, 920, 950
1W6473	COMPRESSOR GP	120G, 12G, 130G, 140G, 14G, 518, 528, 920, 930, 930R, 936, 950B, 950B/950E, FB518
1W6753	COMPRESSOR GR-W/GOV	950B, 950B/950E
2240003	COMPRESSOR GR	120H, 12H, 12M, 135H, 140G, 140M, 160M, 3126B, 3126E, C7
3850937	COMPRESSOR GR	C15, C18, CX31-C15I, CX35-P800
4N3927	COMPRESSOR AS	627, 814, 815, 816, 966C
4N6954	COMPRESSOR GP	16G, 3406, 621B, 627B, 824C, 825C, 826C, 980C
4P0676	AIR COMPRESSOR GP	16G, 16H NA, 3406B, 3406C, 621F, 623E, 623F, 627F, 814B, 826C, 980C, 980F, PM-465, RM-250C, RR-250B
4P5433	COMPRESSOR AS	3114, 3116, 613C II, 950F, 950F II
4W6425	COMPRESSOR GP	16G, 16H NA, 3406B, 3406C, 621E, 623E, 627E, 814B, 824C, 825C, 826C, 980C, 980F, 980F II



AIR COMPRESSORS (CONT.)

Part No.	Description	Application
7E6807	COMPRESSOR G	3306, 12G, 14G
7E7739	COMPRESSOR G	3408,3406A
7E7740	COMPRESSOR AIR-REMAN	3406C
8N2051	COMPRESSOR GP	3204, 916, 926, 926A, G916, G926, IT18, IT18B, IT28, IT28B
20Y-979-6121	COMPRESSOR ASSY KOMATSU®	BP500, PC1250, PC1250SE, PC1250SP, PC130, PC160, PC180, PC200, PC2000, PC200LL, PC200SC, PC210, PC220, PC300, PC360, PC400

AIR COMPRESSOR REPAIR KITS

Part No.	Description	Application
1S9874	KIT REP. COMPRESSOR	120G, 130G, 528, 613, 613B, 920, 930, 950, 950B, 966C
7N2834	KIT-COMPRESSOR MAJOR REPAIR	120G, 518, 528, 920, 930, 950, 950B, G936
8A2305	KIT-GOVERNOR MAJOR REPAIR	120G, 518, 528, 920, 930, 950, 950B, D6C, G936
7N7435	KIT-MAJOR REPAIR	14G, 14H NA, 16G, 16H NA, 3176, 3176B, 3176C, 3196, 3304, 3306, 3306B, 3306C, 3406B, 3406C, 3406E, 3508, 3508B, 3512, 3512B, 3516, 3516B, 611, 615C, 621, 621E, 621F, 621R, 623E, 623F, 627E, 627F, 814B
1070260	REPAIR KIT	120G, 12G, 12H, 12H ES, 12H NA, 130G, 140G, 140H, 140H ES, 140H NA, 143H, 160G, 160H, 160H ES, 160H NA, 163H NA, 3114, 3116, 518C, 528B, 530B, 613C II, 936F, 950B/950E, 950F, 950F II
4W9492	REPAIR KIT	3204, 916, 926, IT28
7E9918	REPAIR KIT	120G, 12G, 130G, 140G, 160G, 3116, 528, 936, 936F, 950F
9M0402	REPAIR KIT	120G, 120H, 120H ES, 120H NA, 120K, 120K 2, 120M, 12G, 12H, 12H ES, 12H NA, 12K, 12M, 130G, 135H, 135H NA, 140G, 140H, 140H ES, 140H NA, 140K, 140K 2, 140M, 143H, 14G, 14H, 14H NA, 14M, 160G, 160H
8N3666	REPAIR KIT-COMPRESSOR	1673C, 16G, 3176, 3176B, 3208, 3304, 3306, 3306B, 3306C, 3406, 3406B, 3406C, 3408, 3408C, 3408E, 3412, 3412E, 3512, 3512B, 3512C, 3516C, 5130, 5230, 613C, 627B, 627E, 631D, 631E, 631G, 633D, 633E II

AIR COMPRESSOR PISTON & RINGS

Part No.	Description	Application
1059236	KIT-PISTON RING	120G, 214, 518, 528, 920, 930, 950, 950B, D6C, G936
1101337	KIT-PISTON RING	3408, 631D, 631E, 631G, 633E II, 637E, 637G, 651E, 657E, 69D, 769C, 769D, 771C, 771D, 773B, 773D, 773E, 775B, 775D, 775E
1440502	KIT-PISTON RING	14G, 14H NA, 16G, 16H NA, 3126, 3126B, 3176, 3176B, 3176C, 3196, 3304, 3306, 3306B, 3306C, 3406B, 3406C, 3406E, 3508, 3508B, 3512, 3512B, 3516, 3516B, 611, 615C, 621E, 621F, 623E, 623F, 627E, 627F
1647572	KIT-PISTON RING	14G, 14H NA, 16G, 16H NA, 3126, 3126B, 3176, 3176B, 3176C, 3196, 3304, 3306, 3306B, 3306C, 3406B, 3406C, 3406E, 3508, 3508B, 3512, 3512B, 3516, 3516B, 611, 615C, 621E, 621F, 623E, 623F, 627E, 627F
3S0916	KIT-PISTON RING	1140, 1673, 1673B, 1676, 1693, 3208, 3306, 3406, 3512, 621, 631C, 641B, 768B, 769, 772, 773, 777, 980, 980B, D348, D6C, D9G
4W9491	KIT-PISTON RING	3204, 916, 926, IT28
7C0570	KIT-PISTON RING	120G, 12G, 12H, 12H ES, 12H NA, 130G, 140G, 140H, 140H ES, 140H NA, 143H, 160G, 160H, 160H ES, 160H NA, 163H NA, 3114, 3116, 518C, 528, 528B, 530B, 613C II, 936, 936F, 950B/950E, 950F, 950F II
7C4943	KIT-PISTON RING	1673C, 3176, 3176B, 3176C, 3196, 3306, 3306C, 3406B, 3406C, 3406E, 3408, 3408C, 3408E, 3412, 3456, 623F, C-10, C-12, C-15, C-16
7E8925	KIT-STANDARD RING	120H, 120H ES, 120H NA, 12H, 12H ES, 12H NA, 135H, 135H NA, 140G, 140H, 140H ES, 140H NA, 143H, 14G, 14H, 14H NA, 160H, 160H ES, 160H NA, 163H, 163H NA, 1673C, 16H, 3114, 3116, 3126, 3126B, 3126E
1440503	PISTON & RING	14G, 14H NA, 16G, 16H NA, 3126, 3126B, 3176, 3176B, 3176C, 3196, 3304, 3306, 3306B, 3306C, 3406B, 3406C, 3406E, 3508, 3508B, 3512, 3512B, 3516, 3516B, 611, 615C, 621E, 621F, 623E, 623F, 627E, 627F
7E8924	PISTON & ROD AS	3116, 3126, 3126B, 3126E, 3176, 3176B, 3176C, 3196, 3304, 3306, 3306B, 3306C, 3406B, 3406C, 3406E, 3456, 3516B, 651B, 776C, 776D, 777, 777B, 777C, 777D, 784C, 785, 785B, 785C, 785D, 789, 789B, 789C
4P3966	PISTON & ROD ASSY	120H, 120H ES, 120H NA, 120K, 120K 2, 12H, 12H ES, 12H NA, 12K, 135H, 135H NA, 140G, 140H, 140H ES, 140H NA, 140K, 140K 2, 143H, 14G, 14H, 14H NA, 160H, 160H ES, 160H NA, 160K, 163H, 163H NA, 1673C
7C0563	PISTON & ROD ASSY	3204, 916, 926, IT28
7N4837	PISTON AS-COMPRESSOR	1673C, 16G, 3114, 3116, 3126, 3176, 3208, 3304, 3306, 3306B, 3306C, 3406, 3406B, 3406C, 3408, 3408C, 3408E, 3412, 3412C, 3412E, 3512, 3512B, 3512C, 3516C, 5130, 5230, 613C, 627B, 627E, 631D, 631E,
1W2804	PISTON ASSEMBLY	120G, 130G, 528, 613B, 950, 950B

AIR COMPRESSOR PISTON & RINGS (CONT.)

Part No.	Description	Application
1059218	PISTON GR/ WITH RINGS	120G, 214, 518, 528, 920, 930, 950, 950B, D6C, G936
6I2125	PISTON KIT	3114, 3116, 613C II, 950F, 950F II
8A2250	RING KIT (5 RING)	120G, 214, 518, 528, 920, 930, 950, 950B, D6C, G936
1S9875	RING KIT (8 RING)	120G, 130G, 528, 613, 613B, 920, 930, 950, 950B, 966C

AIR COMPRESSOR BLOCKS & CRANKSHAFTS

Part No.	Description	Application
8S4582	BLOCK ASSEMBLY	120G, 130G, 528, 950, 950B, 966C
1W6471	CRANKCASE	120G, 528, 920, 930, 950, 950B, G936
2P7850	CRANKSHAFT	120G, 528, 920, 930, 950, 950B, D6C, G936
2P8670	CRANKSHAFT	120G, 130G, 528, 950, 950B, 966C
4P2974	CRANKSHAFT	14G, 14H NA, 3176, 3176B, 3304, 3306, 3306B, 3306C, 611, 615C, 621E, 814B, 815B, 966D, 966F, 966F II, 972G
7C0562	CRANKSHAFT	120G, 12G, 12H, 12H ES, 12H NA, 130G, 140G, 140H, 140H ES, 140H NA, 143H, 160G, 160H, 160H ES, 160H NA, 163H NA, 518C, 528, 528B, 530B, 936, 936F, 950B, 950E
8S1981	CRANKSHAFT	920, 930, 966C
7N7445	CYLINDER BLOCK	14G, 14H NA, 16G, 16H NA, 3176, 3176B, 3176C, 3196, 3304, 3306, 3306B, 3306C, 3406B, 3406C, 3406E, 3508, 3508B, 3512, 3512B, 3516, 3516B, 611, 615C, 621, 621E, 621F, 621R, 623E, 623F, 627E, 627F, 814B

AIR COMPRESSOR HEAD ASSEMBLIES

Part No.	Description	Application
1082522	CYLINDER HEAD AS	120G, 12G, 12H, 12H ES, 12H NA, 130G, 140G, 140H, 140H ES, 140H NA, 143H, 160G, 160H, 160H ES, 160H NA, 163H NA, 3114, 3116, 518C, 528B, 530B, 613C II, 936F, 950B/950E, 950F, 950F II
4W9485	CYLINDER HEAD AS	3204, 916, 926, IT28
7N2833	HEAD ASSEMBLY	120G, 518, 528, 920, 930, 950, 950B, G936
7N7447	HEAD AS-COMPRESSOR	14G, 14H NA, 16G, 16H NA, 3176, 3176B, 3176C, 3196, 3304, 3306, 3306B, 3306C, 3406B, 3406C, 3406E, 3508, 3508B, 3512, 3512B, 3516, 3516B, 611, 615C, 621, 621E, 621F, 621R, 623E, 623F, 627E, 627F, 814B
8S4581	HEAD ASSEMBLY	120G, 130G, 528, 920, 930, 950, 950B, 966C

AIR COMPRESSOR GOVERNORS

Part No.	Description	Application
1P7125	GOVERNOR AS-AIR COMPRESSOR	16G, 3204, 3412E, 613, 621E, 621F, 623E, 623F, 627E, 627F, 814B, 815B, 824C, 826C, 916, 926, 966D, 972G, 980C, C27, IT28, TH48-E70
1W8939	GOVERNOR ASSEM.	518, 528, 528B, 530B, 930, 930R, 936, 936F
4N9679	GOVERNOR AS-AIR COMPRESSOR	3116, 3126, 3126B, 3126E, 3208, 3508, 3512, 3516, 5130, 5130B, 613B, 613C, 613C II, 621B, 621G, 623G, 627B, 627E, 627F, 627G, 631D, 631E, 631G, 633E II, 637D, 637E, 637G, 815, 815B, 966C, 966F, 966F

Part numbers are used for reference purposes only.

Costex Tractor Parts Copyright © 2023. All rights reserved.

AIR COMPRESSOR GOVERNORS (CONT.)

Part No.	Description	Application
4N9680	GOVERNOR GP-AIR COMPRESSOR	16G, 3114, 3116, 3126, 3126B, 3126E, 3176C, 3196, 3306C, 3406B, 3406C, 3408, 3408C, 3412, 3412C, 3412E, 3512, 3512B, 3512C, 3516B, 3516C, 5130, 5130B, 518C, 5230, 5230B, 621B, 621E, 621F, 621G, 623E
4N9681	GOVERNOR AS-AIR COMPRESSOR	3508, 3508B, 3512, 3512B, 3512C, 3516, 3516B, 613, 613B, 950
611240	GOVERNOR AS-AIR COMPRESSOR	120G, 120H, 120H ES, 120H NA, 12G, 12H, 12H ES, 12H NA, 130G, 135H, 135H NA, 140G, 140H, 140H ES, 140H NA, 143H, 14G, 14H NA, 160G, 160H, 160H ES, 160H NA, 163H NA, 16G, 16H NA, 3306B, 550, 550B, 560B
7N7765	GOVERNOR ASSEM.	528, 920, 950, G936
7N9195	GOVERNOR AS-AIR COMPRESSOR	120G, 12G, 130G, 140G, 14G, 160G, 3412C, 611, 615C, 966C, C15
566-35-42530	AIR GOVERNOR ASS'Y	330M, 558, HD200D, HD205, HD255, HD320, HD325, HD405, HD785, HD985, WA250, WA300, WA320, WA350

AIR COMPRESSOR MISCELLANEOUS PARTS

Part No.	Description	Application
9M0397	ADAPTER	120G, 12G, 12H, 12H ES, 12H NA, 130G, 140G, 140H, 140H ES, 140H NA, 143H, 14G, 14H NA, 160G, 160H, 160H ES, 160H NA, 163H NA, 1673, 1673B, 1673C, 1693, 16G, 16H NA, 3114, 3116, 3126B, 3176, 3204, 3208
9L5961	ADAPTER-COMPRESSOR DRIVE	3408, 3408B, 3408C, 3408E, 3412E, 631D, 631E, 631G, 633E II, 637D, 637E, 637G, 69D, 769C, 769D, 771C, 771D, 773B, 773D, 773E, 775B, 775D, 775E, D44B, D550B, PR-450, PR-450C
4N3994	BEARING	1673C, 3176, 3176B, 3176C, 3196, 3208, 3306, 3306C, 3406, 3406B, 3406C, 3406E, 3408, 3408C, 3408E, 3412, 3456, 623F, 980B, C-10, C-12, C-15, C-16, D6C
7C0566	BEARING	120G, 12G, 12H, 12H ES, 12H NA, 130G, 140G, 140H, 140H ES, 140H NA, 143H, 160G, 160H, 160H ES, 160H NA, 163H NA, 518C, 528, 528B, 530B, 936, 936F, 950B/950E
4N3983	BEARING .010	120G, 130G, 528, 950B, 966C
4N3984	BEARING .020	120G, 130G, 528, 950B, 966C
4N3982	BEARING SET (2PCS/SET)	120G, 130G, 528, 950, 950B, 966C
1S9867	BEARING-SLEEVE	120G, 130G, 1673C, 1676, 1693, 3176, 3306, 3306C, 3406, 3406B, 3406C, 3408, 3408C, 3408E, 3412, 528, 613, 613B, 623F, 920, 930, 950, 950B, 966C, 980B, D9G
9M0382	BUSHING	1140, 120G, 130G, 1673, 1673B, 1676, 1693, 3208, 3306, 3406, 3508, 3512, 3516, 528, 613, 613B, 621, 631C, 641B, 651, 768B, 769, 772, 773, 777, 920, 930, 950, 950B, 966C, 980, 980B, D348, D6C, D9G
7C0564	COVER AS-END	120G, 12G, 12H, 12H ES, 12H NA, 130G, 140G, 140H, 140H ES, 140H NA, 143H, 160G, 160H, 160H ES, 160H NA, 163H NA, 518C, 528, 528B, 530B, 936, 936F, 950B/950E
1P5480	COVER ASSEM.	120G, 518, 528, 920, 930, 950, 950B, D6C, G936
7N7441	COVER-AIR COMPRESSOR	14G, 14H NA, 16G, 16H NA, 3176C, 3196, 3304, 3306, 3306B, 3306C, 3406B, 3406C, 3406E, 611, 615C, 621E, 621F, 621R, 623E, 623F, 627E, 627F, 814B, 815B, 826C, 966C, 966D, 966F, 966F II, 972G, 980C, 980F
1753171	GASKET	3176C, 3196, 3406B, 3406C, 3406E, 3456, C-10, C-12, C-15, C-16, C-18, C16, C18
1753172	GASKET	3176C, 3196, 3406B, 3406C, 3406E, 3456, C-10, C-12, C-15, C-16, C-18, C16, C18
3F4995	GASKET	D348, D349, D379A, G399, M312, M315, M318, M320
4W9475	GASKET-COVER	3204, 916, 926, IT28
1019640	GEAR	3406E, 3456, 621B, 621G, 623G, 627F, 627G, 631D, 631E, 631G, 633E II, 637D, 637E, 637G, 651B, 657B, 657E, 657G, 824C, C-15, C-16, C-18, C15, C18, PM-200, PM-201

AIR COMPRESSOR MISCELLANEOUS PARTS (CONT.)

Part No.	Description	Application
4613387	KIT GASKET	C7, 12K
4N4027	KIT REP.	TUBE KIT
7T2799	KIT-BEARING	120G, 120H, 120H ES, 120H NA, 12G, 12H, 12H ES, 12H NA, 130G, 135H, 135H NA, 140G, 140H, 140H ES, 140H NA, 143H, 14G, 14H NA, 160G, 160H, 160H ES, 160H NA, 163H NA, 16G, 16H NA, 235, 245, 3114, 3116
2032389	KIT-CARTRIDGE DESICCANT	120H, 120K, 120K 2, 12H, 12K, 135H, 140H, 140K, 140K 2, 143H, 14H, 160H, 160K, 163H, 16H, 3516C, C175-16
1194213	KIT-GASKET	3406E
611220	KIT-UNLOADER	1673C, 3114, 3116, 3126, 3176, 3176B, 3176C, 3196, 3208, 3304, 3306, 3306C, 3406B, 3406C, 3406E, 3408, 3408C, 3408E, 3412, 3412C, 3412E, 3456, 613C, 623F, 627E, 631D, 631E, 631G, 633E II, 637E, 637G
7C0571	KIT-UNLOADER	120G, 12G, 130G, 140G, 160G, 3114, 3116, 518C, 528, 528B, 530B, 613C II, 936, 936F, 950F, 950F II
8A2251	LINER	120G, 214, 518, 528, 920, 930, 950, 950B, D6C, G936
8S4645	LOCK	1140, 1673B, 1673C, 1676, 3176, 3208, 3306, 3306C, 3406, 3406B, 3406C, 3408, 3408C, 3408E, 3412, 623F, 772, 773, 777, 980B, D6C
9M0385	PLATE	1140, 120G, 120H, 120H ES, 120H NA, 130G, 135H, 135H NA, 1673, 1673B, 1673C, 1693, 3114, 3116, 3208, 3304, 3306, 3406, 3408, 528, 613, 613B, 613C II, 621, 621B, 631C, 637D, 651, 768B, 769, 772, 773
1W2803	PLUG	120G, 130G, 1673C, 3114, 3116, 3126, 3176, 3176B, 3176C, 3196, 3304, 3306, 3306B, 3306C, 3406B, 3406C, 3406E, 3408, 3456, 3508, 3512, 3512B, 3512C, 3516, 3516C, 5130, 5230, 528, 613B, 623F, 627E, 631D
4W9480	ROD A	3204, 916, 926, IT28
7N7444	ROD AS-AIR COMPRESSOR	14G, 16G, 3176, 3176B, 3304, 3306, 3306B, 3406B, 3406E, 3512, 615C, 621, 621E, 621R, 815B, 966C, 966D, 966F, 966F II, 980C, 980F, C-10, C-12, D25C, D300B, D30C, D350C, D35C
1S9873	ROD ASSEM.	120G, 130G, 528, 613, 613B, 920, 930, 950, 950B, 966C
8A2248	ROD ASSEM.	120G, 214, 518, 528, 920, 930, 950, 950B, D6C, G936
8S7599	SEAT	120G, 130G, 528, 920, 930, 950, 950B, 966C
9M0381	SEAT	1140, 120G, 130G, 1673, 1673B, 1673C, 1676, 1693, 16G, 3176, 3208, 3304, 3306, 3306B, 3306C, 3406, 3406B, 3406C, 3408, 3508, 3512, 3512B, 3512C, 3516, 3516C, 5130, 5230, 528, 613, 613B, 627B, 627E
1505146	UNLOADER KIT (Governor Lines)	120G, 528, 920, 930, 950, 950B, D6C, G936
9M0386	VALVE COVER (CAP)	1140, 1673, 1673B, 1673C, 1676, 1693, 3176, 3208, 3306, 3306C, 3406, 3408, 3408C, 3408E, 3412, 3508, 3512, 3516, 621, 631C, 651, 768B, 769, 772, 773, 777, 784C, 785C, 789C, 793C, 980, 980B, D348, D6C
2G6285	VALVE KIT	120G, 120H, 120H ES, 120H NA, 120K, 120K 2, 12G, 12H, 12H ES, 12H NA, 12K, 130G, 135H, 135H NA, 140G, 140H, 140H ES, 140H NA, 140K, 140K 2, 143H, 14G, 14H, 14H NA, 160G, 160H, 160H ES, 160H NA, 160K
7W9834	VALVE-REGULATOR	3176, 3176B, 3176C, 3196, 3406B, 3406C, 3406E, 3456, 3512, 3512B, 3512C, 3516B, 3516C, 5130B, 5230B, 776D, 777, 777B, 777C, 777D, 784C, 785, 785B, 785C, 785D, 789, 789B, 789C, 789D, 793B, 793C, 793D
566-35-42530	AIR GOVERNOR ASS'Y	330M, 558, HD200D, HD205, HD255, HD320, HD325, HD405, HD785, HD985, WA250, WA300, WA320, WA350

# CABIN & ACCESSORIES

CTP's range of cabin accessories has been developed by our experts over four decades, to ensure that equipment is designed to improve operator comfort and reduce fatigue. We carry everything from patented technology seats to cabin glasses that provide excellent visibility. With the latest in technological advancements, CTP provides the best-in-class solutions for your operations.



## CABIN GLASS I



### BACKHOE LOADER GLASS

Part No.	Application	Type
1228999	DOOR LH	416C, 426C, 428C, 436C
1641064	REAR RH	416D, 420D, 424D, 428D, 430D, 432D, 438D, 442D, 446D
1641065	REAR DOOR LH	416D, 420D, 420D, 428D, 442D
1641066	DOOR UPPER RH	416D, 420D, 424D, 428D, 430D, 432D, 438D, 442D, 446D
1641067	DOOR UPPER LH	416D, 420D, 428D, 442D, 424D
1641068	REAR CORNER RH	416D, 420D, 424D, 428D, 430D, 432D, 438D, 442D, 446D
1641069	REAR CORNER LH	416D, 420D, 424D, 428D, 430D, 432D, 438D, 442D, 446D
1641070	FRONT	416D, 420D, 428D, 430D
1641071	FRONT LOWER RH	416D, 420D, 424D, 428D, 430D, 432D, 438D, 442D, 446D
1641072	FRONT LH	416D, 420D, 424D, 428D, 442D
2059587	DOOR UPPER LH	416E, 422E, 428E, 430E, 432E, 432F, 434E
2059588	DOOR LOWER LH	416E, 422E, 428E, 430E, 432E, 432F, 434E
2059598	DOOR RH	416E, 422E, 428E, 430E, 432E, 432F, 434E
2059605	FRONT LOWER LH	416E, 422E, 428E, 430E, 432E, 432F, 434E
2059606	FRONT LOWER RH	416E, 422E, 428E, 430E, 432E, 432F, 434E
2059607	FRONT	416E, 420E, 422E, 428E, 430E, 432E, 434E, 442E, 444E
2059608	REAR RH	416E, 422E, 428E, 432E, 434E
2059609	REAR LH	416E, 422E, 428E, 432E, 434E
2059612	REAR RH	416E, 422E, 428E, 432E, 442E, 444E
2059619	CAB UPPER LH	414E, 416E, 416F, 420E, 420F, 430E, 430F, 432E, 434E, 442E, 444E, 450E, 450F
2059621	UPPER LH	414E, 416E, 416F, 420E, 420F, 430E, 430F, 432E, 434E, 442E, 444E, 450E, 450F
2059622	LOWER LH	416E/F, 420E/F, 430E/F, 432F, 450F
2059628	WINDOW UPPER-RH	414E, 416E, 416F, 420E, 420F, 430E, 430F, 432E, 434E, 442E, 444E, 450E, 450F
2059631	LOWER RIGHT	414E, 416E, 416F, 420E, 420F, 430E, 430F, 432E, 432F, 434E, 442E, 444E, 444F, 450E, 450F
2059638	REAR LOWER	422E, 428E, 432E, 434E, 442E, 444E
2059639	UPPER REAR	422E, 428E, 432E, 434E, 442E, 444E
3151299	REAR UPPER	422E, 422F, 428E, 428F, 432E, 432F, 434E, 434F, 442E, 444E, 444F
3822249	LH REAR	416F2, 420F2, 432F2, 444F2
3822250	RH REAR	416F2, 420F2, 432F2, 444F2
3822261	LH UPPER	416F2, 420F2, 432F2, 444F2
3822274	DOOR-GLASS RH	416F2, 420F2, 432F2, 444F2
3822310	REAR LOWER	416F2, 420F2, 432F2, 444F2
3822311	LOWER REAR-RH	416F2, 420F2, 432F2, 444F2
3822342	FRONT WINDOW	416F2, 420F2, 432F2, 444F2
3822343	FRT LOWER LH	444F2
3822344	FRONT LOWER RH	444F2
4386967	CAB REAR	422F2, 427F2, 428F2, 432F2, 434F2, 444F2
8Y7252	FRONT	416C, 426C, 428C, 436C, 438C
8Y7253	FRONT LOWER RH	416C, 426C, 428C, 436C, 438C



**BACKHOE LOADER GLASS (CONT.)**

Part No.	Application	Type
8Y7254	FRONT LOWER LH	416C, 426C, 428C, 436C, 438C
8Y7263	DOOR LOWER RH	416C/D, 420D, 426C, 428C/D, 430D, 432D, 436C, 438C/D, 442D, 446D
8Y7264	LOWER PANEL LH	416C, 420D, 428C, 438C, 442D
8Y7272	RIGHT REAR CORNER	416C, 426C, 428C, 436C, 438C
8Y7274	LEFT REAR CORNER	416C, 426C, 428C, 436C, 438C
8Y7276	LEFT DOOR REAR	416C, 426C, 428C, 436C, 438C
8Y7279	RIGHT DOOR REAR	416C, 426C, 428C, 436C, 438C
8Y7290	DOOR RH	416C, 428C, 438C
9R5515	CAB GP-ENCLOSED ROPS	416, 416B, 426B, 428, 428B, 436B, 438B, 446B

**BULLDOZER GLASS**

Part No.	Application	Type
1258254	FRONT LH-RH	D6R, D6R II, D6R III, D6R STD, D6T, D6T LGP, D6T LGPPAT, D6T XL, D7R, D7R II, D7R XR, D8R, D8R II
2141802	DOOR LH/RH	D8T, D9T, D10T
7G2454	FRONT TINTED	D6R, D6T, D7R, D10N, D11R
7T0601	RH/LH DOOR	D10N, D10R, D11N, D11R, D8L, D9L, D9N, D9R
7T1330	L/R SIDE FRAME	D10N, D10R, D11N, D11R, D6H, D6H XL, D6H XR, D6R, D6R II, D6R III, D6T, D6T LGP, D6T LGPPAT, D6T XL, D7H, D7R, D7R II, D7R XR, D8N, D8R, D8R II, D9R
8Y6448	WINDOW	D10N, D10R, D11N, D11R, D6H, D6H XL, D6H XR, D6R, D6R II, D6R III, D6T, D6T LGP, D6T LGPPAT, D6T XL, D7H, D7R, D7R II, D7R XR, D8N, D8R, D8R II, D9N, D9R
9P0575	RIGHT/LEFT REAR SIDE	D10, D10N, D10R, D11N, D11R, D8L, D9L, D9N, D9R
9P7855	REAR FRAME STATIONARY	D10, D4E, D6H, D6H XL, D6H XR, D6R, D6R II, D6R III, D6T, D6T XL, D7H, D7R, D7R II, D8N, D8R, D8R II
17A-Z11-1210	FRONT WINDOW KOMATSU®	D155AX, D41E, D41E6T, D41P, D61EX, D61PX, D65EX, D65PX, D65WX, D85EX, D85PX

**EXCAVATOR GLASS**

Part No.	Application	Type
1295156	LEFT DOOR LOWER	322 FM L, 322B L, 325B L, 330, 330B L, 345B, 345B II, 345B II MH, 345B L, 350, 375 L, 385B, 5080, 5110B, M325B, W330B, W345B II
1312851	RIGHT SIDE	311B, 320B, 322B LN, 325B L, 330B L, 345B II, 345B L
1325097	REAR LH	320B, 320B L/N/S/LN, 322B L/LN, 325B, 330B, 345B, 365B
1325098	REAR	320B, 320B L/N/S/LN, 322B L/LN, 325B, 330B, 345B, 365B
1325347	GLASS-PLAS	311B, 320B, 322B LN, 325B L, 330B L, 345B II, 345B L, 365B, 365B II, 385B, 5090B
1329450	LOWER LEFT DOOR	311B, 320B, 322B LN, 325B L, 330B L, 345B II, 345B L, 365B, 365B II, 385B, 5090B
1388277	FRONT-LOWER SLIDING	320B, 322B LN, 325B L, 330B L, 345B II, 345B L, 365B, 365B II, 385B, 5090B
1419371	SLIDING FRONT LOWER	312B/B L, 315B L, 317B L, 318B L, 320B, 322B L, 325B, 330B L, 345B, 365B, 385B / B L
1516789	WINDOW RH	315C, 318C, 320C, 325C, 330C
1516790	DOOR REAR LH	315D, 320D, 323D, 336D, 370D, 385D, 390D
1566471	DOOR LH	950H, 962H, 966H, 980H, 972H
1566472	WINDOW RH	311D, 320C, 323D, 330D, 345D
1566473	FRONT LOWER	320C, 325D, 330D L
1566474	DOOR LH/RH	307, 312, 320C/D, 325D, 330C, 330D, 340D
1566475	DOOR LH/RH	307, 312, 320C/D, 325D, 330C, 330D, 340D
1566647	WINDOW GP-CAB	311D LRR, 312C L, 312D, 312D L, 315C, 315D L, 318C, 319D L, 320C, 320C FM, 320C L, 320D, 320D L, 320D LN, 320D LRR, 320D RR, 320D2, 320D2 L, 322C, 323D L, 323D2 L, 324D, 324D L, 325C, 325C L, 325D
1674067	TOP/CEILING-PANEL VIEW	312C, 312D, 315C, 315D L, 318C, 319C, 319D, 320C, 322C, 323D L, 323D LN, 324D, 324D LN, 325C, 325D, 325D L, 329D L, 330C, 330C L, 330D, 330D L, 330D LN, 330D MH, 336D L, 336D LN, 345C, 345C L, 345D

**EXCAVATOR GLASS (CONT.)**

Part No.	Application	Type
1674142	REAR	323D, 325D, 330D, 385C, 390D
1677035	RH-FOR CAB	312C L, 315C, 318C, 320C, 320C FM, 320C L, 322C, 325C, 330C L, 330C MH, M313C, M315C, M316C, M318C, M318C MH, M322C, M325C MH
1677036	GLASS-LH	311D LRR, 312C L, 312D, 315C, 315D L, 318C, 319D L, 320C, 320C FM, 320C L, 320D, 320D FM, 320D LRR, 320D RR, 322C, 323D L, 324D, 324D L, 325C, 325D, 325D L, 325D MH, 329D L, 330C L, 330C MH, 330D
1712995	DOOR SLIDING	322B L, 325, 325B L, 330, 330B L, 345B, 345B II, 345B II MH, 345B L, 350, 375 L, 385B, 5080, 5110B, G3608, M325B, W330B, W345B II
2250330	LEFT DOOR STATIONARY	322C, 322C FM, 324D L, 325C, 325C FM, 325D L, 325D MH, 329D L, 330C FM, 330C L, 330C MH, 330D, 330D L, 330D MH, 336D L, 345C, 345C L, 345C MH, 345D L, 349D L, W345C MH
2346489	WINDOW RH	312D, 315D, 319D, 320D, 324D, 336D
2358911	WINDOW RH	320D, 325D, 330D, 345C/D, 365D, 374D
2469987	FRONT WINDOW	312D, 315D L, 319D, 323D L, 323D LN, 324D, 324D L, 324D LN, 325C, 325D, 325D L, 329D L, 330C L, 330D, 330D L, 330D LN, 330D MH, 336D L, 336D LN, 345C, 345C L, 345D, 345D L, 365C, 365C L, 365C L MH
2826524	FRONT- LOWER HALF	319D, 323D L, 323D LN, 324D, 324D LN, 325D, 325D L, 329D L, 330D, 330D L, 330D LN, 330D MH, 336D L, 336D LN, 345C, 345C L, 345D, 345D L, 365C, 365C L, 365C L MH, 385C, 385C L, M313D, M315D, M316D
2826536	FRT WINDOW-LOWER	312D, 315D L, 319D, 323D L, 324D, 324D L, 324D LN, 325D, 325D L, 329D L, 330D, 330D L, 330D LN, 330D MH, 336D L, 336D LN, 345C, 345C L, 345D, 345D L, 365C, 365C L, 365C L MH, 374D L, 385C, 385C L
2868866	WINDOW DOOR KIT LH/RH	312C, 315, 319C/D, 323D L, 345D, 385C L
2868867	FRONT DOOR SLIDING LH	323D, 330D, 385C, 390D
3168854	FRONT LOWER	312D, 312D L, 312E, 312E L, 315D L, 316E L, 318E L, 319D L, 319D LN, 320D, 320D L, 320D LRR, 320D RR, 320E, 320E L, 320E LN, 320E LRR, 320E RR, 323D L, 323D LN, 323D SA, 323E L, 324D, 324D L, 324E
3346483	FRONT UPPER	319D, 329D, 329E, 336D, 336E, 374F
3346525	LEFT DOOR FRT SLIDING	312D, 312D L, 312E, 312E L, 315D L, 316E L, 318E L, 319D L, 319D LN, 320D, 320D L, 320D LRR, 320D RR, 320E, 320E L, 320E LN, 320E LRR, 320E RR, 323D L, 323D LN, 323D SA, 323E L, 324D, 324D L, 324E
3406624	RIGHT SIDE	312D, 312D L, 315D L, 319D L, 319D LN, 320D, 320D L, 320D LRR, 320D RR, 323D L, 323D LN, 323D SA, 324D, 324D L, 328D LCR, 329D, 329D L, 329D LN, 330D, 336D, 336D L, 336D LN, 336D2, 345D, 345D L, 345D
3836930	FRONT-LOWER	312D, 312D2, 312D2 GC, 312D2 L, 313D, 313D2, 313D2 LGP, 318D L, 318D2 L, 320D, 320D GC, 320D L, 320D2, 320D2 GC, 320D2 L, 323D L, 323D2 L, 324D, 326D L, 329D, 336D, 336D L, 336D2, 336D2 L, 340D L
6C9004	FRONT UPPER	320/L/N/S, 322L/LN/N, 325/L/LN, 330/L/LN, 350/L, 375/L

**EXCAVATOR / MATERIAL HANDLER GLASS**

Part No.	Application	Type
1674064	FRONT	319D, 320C/C L/C LN, 322C/C LN, 323D LN/ D S, 324D/D L/LN, 325C/C L /C LN, 325D/D L, 329D L/D LN, 330C/C L /C LN, 330D L /D N, 336D/D L /D LN, 345C/C L, 345D L, 365C/C L, 374D/D L, 385C/C L, 390D, M325C, M322C, M318C, M316C, M315C, M313C
1674065	UPPER FRONT	319C, 323D, 324D, 345C, 365C, M315C, M322C
1677038	DOOR LOWER LEFT	307C, 311C, 312D, 315C, 318C, 320C, 324D, 325, 330CL
2250329	REAR	320, 322C, 324DL, 325C, 329DL, 330D, 345DL
3346533	DOOR LOWER LEFT	320, 329, 336, 339, 345DL

**MINI EXCAVATOR GLASS**

Part No.	Application	Type
2807561	CAB DOOR	303.5C, 303.5D, 303.5E, 303C CR, 303E CR, 304C CR, 304D CR, 304E, 305.5D, 305.5E, 305C CR, 305D CR, 305E
2811149	LOWER FRONT	303.5C, 303.5D, 303.5E, 303C CR, 303E CR, 304C CR, 304D CR, 304E, 305.5D, 305.5E, 305C CR, 305D CR, 305E
2811154	GLASS-REAR	303.5C, 303.5D, 303.5E, 303C CR, 303E CR, 304C CR, 304D CR, 304E, 305.5D, 305.5E, 305C CR, 305D CR, 305E
2811155	GLASS-LH	303.5C, 303.5D, 303.5E, 303C CR, 303E CR, 304C CR, 304D CR, 304E, 305.5D, 305.5E, 305C CR, 305D CR, 305E

Part numbers are used for reference purposes only.

Costex Tractor Parts Copyright © 2023. All rights reserved.

MINI EXCAVATOR GLASS (CONT.)

Part No.	Application	Type
2886841	FRONT WINDOW	303.5C, 303.5D, 303.5E, 303C CR, 303E CR, 304C CR, 304D CR, 304E, 305.5D, 305.5E, 305C CR, 305D CR, 305E
3148295	RH SLIDING	303.5C, 303.5D, 303.5E, 303C CR, 303E CR, 304C CR, 304D CR, 304E, 305.5D, 305.5E, 305C CR, 305D CR, 305E

MOTOR GRADER GLASS

Part No.	Application	Type
1029372	REAR	12H, 120H, 135H, 14H, 140H, 143H, 16H, 160H, 163H
1029381	REAR	120H, 12H NA, 135H, 14H, 140H, 140H NA, 16H, 160H, 163H, 143H
1182557	RH/LH REAR SIDE	120H, 120H ES, 120H NA, 12H, 12H ES, 12H NA, 135H, 135H NA, 140H, 140H ES, 140H NA, 143H, 14H, 14H NA, 160H, 160H ES, 160H NA, 163H, 163H NA, 16H, 16H NA
1493409	LOWER FRONT	12H, 120H/K, 14H, 140H/K, 135H, 160H/K, 163H
1505105	LOWER FRONT	12G/H, 120G/H, 130G, 135H, 14G/H, 140G/H, 143H, 16G, 16H, 160H, 163G
2333235	REAR GLASS	120M, 120M 2, 12M, 12M 2, 12M 3, 12M 3 AWD, 140M, 140M 2, 140M 3, 140M 3 AWD, 14M, 160M, 160M 2, 160M 3, 160M 3 AWD, 16M
2956374	DOOR, RH	14M, 120M, 140M, 160M
2956652	DOOR, LH	14M, 120M, 140M, 160M
3001874	GLASS-RH	120M, 120M 2, 12M, 12M 2, 12M 3, 12M 3 AWD, 140M, 140M 2, 140M 3, 140M 3 AWD, 14M, 160M, 160M 2, 160M 3, 160M 3 AWD, 16M
3001875	GLASS-LH	120M, 120M 2, 12M, 12M 2, 12M 3, 12M 3 AWD, 140M, 140M 2, 140M 3, 140M 3 AWD, 14M, 160M, 160M 2, 160M 3, 160M 3 AWD, 16M
3579236	DOOR	120M, 120M 2, 12M, 12M 2, 12M 3, 12M 3 AWD, 140M, 140M 2, 140M 3, 140M 3 AWD, 14M, 160M, 160M 2, 160M 3, 160M 3 AWD, 16M
6G2583	FRONT PANEL	12G, 120G, 130G, 14G, 140G, 16G
8X2228	FRONT HIGH PROFILE CABIN	120H, 120H ES, 120H NA, 120K, 120K 2, 12H, 12H ES, 12H NA, 12K, 135H, 135H NA, 140H, 140H ES, 140H NA, 140K, 140K 2, 143H, 14H, 14H NA, 160H, 160H ES, 160H NA, 160K, 163H, 163H NA, 16H, 16H NA
8X4446	RH/LH UPPER CAB DOOR	120H, 120H ES, 120H NA, 12H, 12H ES, 12H NA, 135H, 135H NA, 140H, 140H ES, 140H NA, 143H, 14H, 14H NA, 160H, 160H ES, 160H NA, 163H, 163H NA, 16H, 16H NA, 24H
8X4448	DOOR, LH/RH	12H, 120H, 14H, 140H, 143H, 160H, 12K
8X5456	FRONT	12H, 120H, 135H, 14H, 140H, 140H NA, 143H, 160H, 163H

WHEEL LOADER GLASS

Part No.	Application	Type
1049733	FRONT QUARTER LH	814F, 815F, 816F, 924F, 938F, 950F, 960F, 970F
1074600	REAR RH	834G, 950G, 926G, 962G, 966G, 980G
1074602	REAR LH	826H, 950H, 962H, 966H, 980G, 988G
1074604	FRONT CORNER RH	950G, 962G, 966G, 972G, 980G
1074605	FRONT LH	950G, 962G, 966G, 972G, 980G
1485249	DOOR RH	950G, 962G, 980G, IT62G, 966G, 972G
1732142	FRONT	950H, 962G, 966H, 966G, 972G, 972H, 980G, 980H
1732143	FRONT CORNER RH	950H, 962G, 966H, 966G, 972G, 972H, 980G, 980H
1732144	FRONT CORNER LH	950H, 962G, 966H, 966G, 972G, 972H, 980G, 980H
1857524	DOOR LH	950H, 962G/H, 966G/H, 972G/H, 980G/H, 986H
1857525	DOOR STATIONARY LH	950H, 962H, 966H, 972H, 980H
1871469	DOOR LH	950H, 962H, 966H, 972H, 980H
1875124	DOOR LH	914G, 928G, 938G, IT28

WHEEL LOADER / INTEGRATED TOOL CARRIER GLASS

Part No.	Application	Type
1049732	FRONT	814F, 815F, 816F, 918F, 924F, 928F, 938F, 950F, 960F, 966F, 970F, IT18F, IT24F, IT28F, IT38F
1074601	REAR	824G/H, 825G/H, 826G/H, 834G/H, 836G/H, 950G/H, 962G/H, 966G/H, 972G/H, 980G/H, 988G/H, IT62G/H
1074603	FRONT	824G, 825G, 826G, 950G, 962G, 966G, 972G, 980G, IT62G,
1076144	FRONT LH	928G, 924G, 930, 938G, IT38G, IT28G, IT14G, 914G
1110177	FRONT RH	924G, 928G, 930G/H, 938G, IT38G
1857533	DOOR RH	950G/H, 962G/H, 966G/H, 972G/H, 980G/H, IT62G/H

WHEEL LOADER / INTEGRATED TOOL CARRIER / VIBRATORY COMPACTOR GLASS

Part No.	Application	Type
1076145	FRONT CENTER	924G, 928G, 938G, IT28G, CS573D/E, CS583D/E, CS563W, CP563D, CS433E, CP433E, IT38G II
1076146	REAR LH	CS531D, IT14G, 914G, 924G/H, 938G/H, IT38G
1076147	REAR	928G, IT28G, IT38G, CS573D/E, CS583D/E, 938G, CS563W, CP563D, CS433E, CP433E
1110178	REAR RH	910G, 914G, 928G/H, 928HZ, 930G/H, 938G/H, CS-683E, CP-663, CS-663E, CS-583E, CP-583E, CS-573E, CP-573E, CS-573D, CS-531D, CS-563E, CP-563E, CP-563D, CS-563D, CP-533D, CS-533D, CS-433E, CP-433E, CS-423E, IT14G, IT28G, IT38G,

TRACK LOADER GLASS

Part No.	Application	Type
1257973	GLASS DOOR	953C, 963C, 973C
1903361	CAB FRONT	953C, 963C, 973C



VIBRATORY COMPACTOR GLASS

Part No.	Application	Type
1469006	FRONT LH	CS-683E, CP-663E, CS-663E, CS-583D/E, CP-583E, CS-573D/E, CP-573E, CS-563D/E, CP-563D/E, CP-533D/E,
1469007	FRONT PANEL RH	CP433E, CP563D, CP573E, CP583D, CS423E, CS531D, CS533D, CS563D, CS573D
1875381	DOOR UPPER	CP-44, CS-423E, CS-533E, CS-56, CS-573D
1875383	DOOR LOWER	CP-433E, CS-533E, CP-56, CP-573E, CP-64, CP-663E, CP-76
2257716	LEFT REAR SIDE	CP-44, CP-533E, CP-56, CP-64, CP-76, CS-423E, CS-44, CS-533E, CS-54, CS-56, CS-64, CS-74
2257717	REAR	CS-533E, CS-54, CS-56, CS-64, CS-74

ARTICULATED TRUCK GLASS

Part No.	Application	Type
1580988	FRONT GLASS	725, 725C, 730, 730C, 735, 735B, 740, 740B, 770, 772
1627588	WINDOW-REAR	725, 725C, 730, 730C, 735, 735B, 740, 740B, 770, 772
2019807	VENTILATION-LH	725, 725C, 730, 730C, 735, 735B, 740, 740B, 770, 772
2019818	RH SLIDING	725, 730, 735, 740, 770, 772

## SKID STEER GLASS

Part No.	Application	Type
2584441	CAB DOOR	246C, 256C, 262C, 262C2, 272C, 272D, 272D XHP, 277C, 277C2, 279C, 279C2, 287C, 287C2, 289C, 289C2, 297C, 299C, 299D, 299D XHP



## WIPER WINDOW SYSTEM

## WIPER BLADES

Part No.	Application
1010745	216, 228, 236, 236B, 242B, 247, 247B, 248, 267, 267B, 268B, 287, 414E, 416D, 416E, 416F, 420D, 420E, 420F, 422E, 422F, 424D, 428D, 428E, 428F, 430D, 430E, 430F, 432D, 432E, 432F, 434E, 434F, 438D, 442
1234355	120H, 120H ES, 120H NA, 120K, 120K 2, 12H, 12H ES, 12H NA, 12K, 135H, 135H NA, 140H, 140H ES, 140H NA, 140K, 140K 2, 143H, 14H, 14H NA, 160H, 160H ES, 160H NA, 160K, 163H, 163H NA, 16H, 16H NA
1258175	65C, 75C, 75D, 85C, 85D, 953C, 963C, 973C, D3G, D3K XL, D3K2 LGP, D4G, D4K XL, D4K2 XL, D5G, D5K LGP, D5K2 XL, D5N, D5R LGP, D6K, D6K LGP, D6K XL, D6K2, D6K2 LGP, D6N, D6N LGP, D6R, D6R II, D6R III
1285040	322B L, 325B L, 330B L, 345B, 345B II, 345B II MH, 345B L, 350, 375 L, 385B, 5080, D10T, D10T2, D11T, D6T LGP, D6T LGPPAT, D8T, D9T, DEUCE, M325B, R1300G, R1300G II, R1600, R1600G, R1600H, R1700G
1341935	30/30, 320C FM, 320D, 320D FM, 322C, 769D, 771D, 773D, 773E, 775D, 775E, 776D, 777D, 950H, 953D, 962H, 963D, 966H, 972H, 973D, 980H
1466433	120M, 120M 2, 12M, 12M 2, 12M 3, 12M 3 AWD, 140M, 140M 2, 140M 3, 140M 3 AWD, 14M, 160M, 160M 2, 160M 3, 160M 3 AWD, 16M, 236D, 242D, 246D, 257D, 259D, 262D, 272D, 272D XHP, 277D, 279D, 287D, 289D
1613670	307C, 307D, 311C, 311D LRR, 311F LRR, 312C L, 312D, 312D L, 312D2, 312D2 GC, 312D2 L, 312E, 312E L, 313D, 313D2, 313D2 LGP, 315C, 315D L, 316E L, 318C, 318D L, 318D2 L, 318E L, 319D L, 319D LN, 320C
1617524	216, 228, 236, 247, 248, 267, 287, CB-434D, CB-534D, CB-564D, CD-54
1898610	307B, 320C, 322C, 323D L, 323D LN, 324D LN, 325C, 325D, 325D L, 330C, 330C L, 330D, 330D L, 330D LN, 336D L, 336E HVG, 345C, 345C L, 349E L HVG, 365C, 365C L, 385C, 385C L, 554, 564, 574, 574B, 844K
1953218	312D, 315D L, 319D, 320C, 322C, 323D L, 323D LN, 324D, 324D LN, 325C, 325D, 325D L, 329D L, 330C, 330C L, 330D, 330D L, 330D LN, 330D MH, 336D L, 345C, 345C L, 345D, 345D L, 365C, 365C L, 365C L MH
5C8811	120M, 120M 2, 12M, 12M 2, 12M 3, 12M 3 AWD, 140M, 140M 2, 140M 3, 140M 3 AWD, 14M, 160M, 160M 2, 160M 3, 160M 3 AWD, 16M, 215, 227, 229, 245, 35, 414E, 416C, 416E, 416F, 420D, 420E, 420F, 422E, 426C
6V5849	120H, 120H ES, 120H NA, 120M, 120M 2, 12H, 12H ES, 12H NA, 12M, 135H, 135H NA, 140H, 140H ES, 140H NA, 140K, 140M, 140M 2, 143H, 14H, 14H NA, 160H, 160H ES, 160H NA, 160M, 160M 2, 163H, 163H NA, 16H
6V5851	120G, 120M, 120M 2, 12G, 12M, 12M 2, 12M 3, 12M 3 AWD, 130G, 140G, 140M, 140M 2, 140M 3, 140M 3 AWD, 14G, 14M, 160M, 160M 2, 160M 3, 160M 3 AWD, 16G, 16M, 24H, 24M, 525B, 535B, 545, 583T, 587R, 587T
6V5853	120G, 120H, 120H ES, 120H NA, 120K, 120K 2, 120M, 120M 2, 12G, 12H, 12H ES, 12H NA, 12K, 12M, 12M 2, 12M 3, 12M 3 AWD, 130G, 135H, 135H NA, 140G, 140H, 140H ES, 140H NA, 140K, 140K 2, 140M, 140M 2
6V6543	312C, 315C, 318C, 319C, 319D, 320C, 322C, 323D L, 323D LN, 324D, 324D LN, 325C, 325D, 325D L, 329D L, 330C, 330C L, 330D, 330D L, 330D LN, 330D MH, 336D L, 336D LN, 345C, 345C L, 345D, 345D L, 365C
6V6864	227, 24H, 24M, 312C, 312D, 315C, 315D L, 318C, 319C, 319D, 320C, 322C, 323D L, 323D LN, 324D, 324D LN, 325C, 325D, 325D L, 329D L, 330C, 330C L, 330D, 330D L, 330D LN, 330D MH, 336D L, 336D LN, 345C
6V7419	312D, 315D L, 319D, 320B FM LL, 320C, 320C FM, 320D, 320D FM, 320D FM RR, 322 FM L, 322B L, 322C, 322C FM, 323D L, 323D LN, 324D, 324D FM, 324D FM LL, 324D L, 324D LN, 324E, 324E LN, 325B L, 325C
6V8255	120G, 120H, 120H ES, 120H NA, 12G, 12H, 12H ES, 12H NA, 130G, 135H, 135H NA, 140G, 140H, 140H ES, 140H NA, 140K, 143H, 14G, 14H, 14H NA, 160H, 160H ES, 160H NA, 160K, 163H, 163H NA, 16G, 16H, 16H NA
6W3924	216, 216B, 226B, 232B, 236, 236B, 242B, 247, 247B, 248, 252B, 257B, 267, 267B, 268B, 287, 312B L, 315B L, 317B LN, 318B, 330 L, 350 L, 365B, 365B II, 385B, 65, 65C, 65E, 69D, 75C, 75D, 75E, 814B, 815B
9D1242	120G, 12G, 130G, 14E, 16G, 235, 941, D10, D4E, D5B, D6D, D7G, D8K
2487990	312D, 315D L, 319D, 323D L, 323D LN, 324D, 324D L, 324D LN, 324E LN, 325C, 325D, 325D L, 329D L, 329D LN, 329E, 329E L, 329E LN, 330C L, 330D, 330D L, 330D LN, 330D MH, 336D L, 336D LN, 336E, 336E LH
425-54-15250	WA150, WA150PZ, WA200, WA200PZ, WA250, WA250PZ, WA320, WA320PZ, WA380, WA430, WA470, WA500, WA600, WA800, WD600



## WIPER ARMS

Part No.	Application
1125869	120M, 120M 2, 12M, 12M 2, 12M 3, 12M 3 AWD, 140M, 140M 2, 140M 3, 140M 3 AWD, 14M, 160M, 160M 2, 160M 3, 160M 3 AWD, 16M, 621H, 914G, 924GZ, 928G, 938G, CP-44, CP-533E, CP-54B, CP-56, CP-64, CP-68B
1148853	918F, 924F, 928F, IT18F, IT24F, IT28F
1171856	914G, 924GZ, 928G, 938G, 938G II, IT14G, IT28G, IT38G
1179062	914G, 924GZ, 928G, 938G, 938G II, IT14G, IT28G, IT38G
1458741	D10N, D10R, D11R, D6H, D6H XL, D6H XR, D6R, D6R II, D6R III, D6T, D6T LGP, D6T XL, D7H, D7R, D7R II, D7R XR, D8N, D8R, D8R II, D9R
1510254	D6H, D6H XL, D6H XR, D6R, D6R II, D6R III, D6R STD, D6T, D6T LGP, D6T LGPPAT, D6T XL, D7H, D7R, D7R II, D7R XR, D8N, D8R, D8R II, RM-350B, SM-350
1510255	D6H, D6H XL, D6H XR, D6R, D6R II, D6R III, D6R STD, D6T, D6T LGP, D6T LGPPAT, D6T XL, D7H, D7R, D7R II, D7R XR, D8N, D8R, D8R II
1515150	D5M, D6M
1545410	414E, 416C, 416D, 416E, 416F, 420D, 420E, 420F, 422E, 422F, 424D, 426C, 428C, 428D, 428E, 428F, 430D, 430E, 430F, 432D, 432E, 432F, 434E, 434F, 436C, 438C, 438D, 442D, 442E, 444E, 444F, 446D, 450E
1753761	583T, 587R, 587T, D10T, D10T2, D11T, D5N, D5R LGP, D6G2 LGP, D6G2 XL, D6N, D6N LGP, D6R, D6R II, D6R III, D6R STD, D6T, D6T LGP, D6T XL, D7G2, D7R, D7R II, D7R XR, D8R, D8T, D9T, PL83, PL87
2128677	320C, 322C, 325C, 330C, 330C L
2147634	621H, 623H, 627H, 824G II, 824H, 825G II, 825H, 826G, 826G II, 826H, 834G, 834H, 836G, 836H, 950G, 950G II, 950H, 962G, 962G II, 962H, 966G, 966G II, 966H, 972G, 972G II, 972H, 980G II, 980H, 988G
2147635	554, 564, 574B, 824G II, 824H, 824K, 825G II, 825H, 825K, 826G, 826G II, 826H, 826K, 834G, 834H, 834K, 836G, 836H, 836K, 844, 844H, 854G, 854K, 950G, 950G II, 950H, 962G, 962G II, 962H, 966G, 966G II
2147636	844, 844H, 854G, 854K, 914G, 924G, 924GZ, 924H, 924HZ, 928G, 928H, 928HZ, 930G, 938G, 938G II, 938H, 990, 990 II, 990H, 992G, 992K, 994F, CP-433E, CP-44, CP-533E, CP-54B, CP-56, CP-573E, CP-64, CP-663
2225374	525C, 535C, 545C, D10T, D10T2, D11T, D7E, D7E LGP, D8T, D9T
2225378	525C, 535C, 545C, D10T, D10T2, D11T, D6K, D7E, D7E LGP, D8T, D9T
2632135	216, 216B, 226B, 228, 232B, 236, 236B, 242B, 247, 247B, 248, 252B, 257B, 267, 267B, 268B, 287, D3K XL, D3K2 LGP, D4K XL, D4K2 XL, D5K LGP, D5K2 XL, D6K, D6K LGP, D6K2, D6K2 LGP, D6T LGP, D6T LGPPAT
3081249	323D L, 323D LN, 324D, 324D L, 324D LN, 325D, 325D L, 329D L, 330D, 330D L, 330D LN, 330D MH, 336D L, 336D LN, 345C, 345C L, 345D, 345D L, 365C, 365C L, 365C L MH, 374D L, 385C, 385C FS, 385C L, 385C
6V8124	322 FM L, 322B L, 325B L, 330, 330B L, 345B L, 517, 527, 621E, 623E, 627E, 631E, 633E II, 637E, 651E, 657E, 814F, 815F, 816F, 834B, 836, 910E, 918F, 938F, 950F, 950F II, 960F, 966F II, 970F, 988B, 992
6V8257	120G, 120H, 120H ES, 120H NA, 12G, 12H, 12H ES, 12H NA, 130G, 135H, 135H NA, 140G, 140H, 140H ES, 140H NA, 140K, 143H, 14G, 14H, 14H NA, 160H, 160H ES, 160H NA, 163H, 163H NA, 16G, 16H, 16H NA
6V8258	120G, 120H, 120H ES, 120H NA, 120K, 120K 2, 12G, 12H, 12H ES, 12H NA, 12K, 130G, 135H, 135H NA, 140G, 140H, 140H ES, 140H NA, 140K, 140K 2, 143H, 14G, 14H, 14H NA, 160H, 160H ES, 160H NA, 160K, 163H
6V8259	120G, 120H, 120H ES, 120H NA, 120K, 120K 2, 12G, 12H, 12H ES, 12H NA, 12K, 130G, 135H, 135H NA, 140G, 140H, 140H ES, 140H NA, 140K, 140K 2, 143H, 14G, 14H, 14H NA, 160H, 160H ES, 160H NA, 160K, 163H
8T3680	814B, 814F, 815B, 815F, 816F, 824C, 826C, 916, 918F, 936F, 938F, 950B, 950F, 950F II, 953, 953B, 960F, 963B, 966D, 966F, 966F II, 970F, 973, 980C, 980F, CS-643, IT18F, IT28F, IT38F
8Y6341	824G, 825G, 826G, 844, 854G, 950G, 962G, 966G, 972G, 980G, 990, 990 II, 992G, IT62G
8Y6343	320N, 583T, 587R, 587T, D10N, D10R, D10T, D10T2, D11N, D11R, D11T, D7E, D7E LGP, D8T, D9N, D9R, D9T, PL83, PL87, RM-350B, SM-350

Part numbers are used for reference purposes only.

Costex Tractor Parts Copyright © 2023. All rights reserved.





**WIPER MOTORS**

Part No.	Application
1010744	120H, 120H ES, 120H NA, 12H, 12H ES, 12H NA, 135H, 135H NA, 140H, 140H ES, 140H NA, 143H, 14H NA, 160H, 160H ES, 160H NA, 163H NA, 16H NA, 517, 527, 611, 613C, 613C II, 615C, 621E, 621F, 621G, 623E
1350611	120H, 120K, 120K 2, 120M, 120M 2, 12H, 12K, 12M, 12M 2, 12M 3, 12M 3 AWD, 135H, 140H, 140K, 140K 2, 140M, 140M 2, 140M 3, 140M 3 AWD, 143H, 14H, 14M, 160H, 160K, 160M, 160M 2, 160M 3, 160M 3 AWD, 163H
1477969	914G, 924GZ, 928G, 938G, 938G II, IT14G, IT28G, IT38G
1477971	924F, 928F, IT24F, IT28F
1477973	824G, 825G, 826G, 950G, 962G, 966G, 972G, 980G, IT62G
1477975	583T, 587R, 587T, 69D, 769D, 771D, 773D, 773E, 775D, 775E, 776D, 777D, 784C, 785, 785B, 785C, 785D, 789, 789B, 789C, 789D, 793C, 793D, R1600H, R1700G
1477976	D10N, D10R, D11N, D11R, D6R, D6R II, D6R III, D6T, D6T LGP, D6T XL, D7R, D7R II, D7R XR, D8R, D8R II, D9R, IT12B
1477977	30/30, 539, AD30, AD45B, AD55, AD55B, AD60, D5M, D6M
1477979	D6R, D6R II, D6R III, D6T, D6T XL, D7R, D7R II, D7R XR, D8R, D8R II
1555783	910G, 914G, 924G, 924GZ, 924H, 924HZ, 928G, 928H, 928HZ, 930G, 938G, 938G II, 938H, CP-433E, CP-44, CP-533E, CP-56, CP-573E, CP-64, CP-663E, CP-76, CS-423E, CS-433E, CS-44, CS-531D, CS-533D, CS-533E
1555784	814F, 814F II, 815F, 815F II, 816F, 816F II, 844, 844H, 854G, 854K, 910G, 914G, 924G, 924GZ, 924H, 924HZ, 928G, 928H, 928HZ, 930G, 938G, 938G II, 938H, 990 II, 990H, 992G, 992K, 994F, CP-433E, CP-573E
1555790	824G, 824G II, 824H, 825G, 825G II, 825H, 826G, 826G II, 826H, 834G, 834H, 836G, 836H, 950G, 962G, 966G, 972G, 980G, 988G, 988H, IT62G
1862589	414E, 416D, 416E, 420D, 420E, 422E, 424D, 428D, 428E, 430D, 430E, 432D, 432E, 434E, 438D, 442D, 442E, 444E, 446D, 450E
1865763	312C, 315C, 318C, 320C, 322C, 325C, 330C, 330C L
1898622	824K, 825K, 826K, 834K, 836K, 950G II, 950H, 962G II, 962H, 966G II, 966H, 972G II, 972H, 980G II, 980H, 986H, 988K, IT62G II, IT62H
2031107	120H, 120H ES, 120H NA, 12H, 12H ES, 12H NA, 135H, 135H NA, 140H, 140H ES, 140H NA, 143H, 14H NA, 160H, 160H ES, 160H NA, 163H NA, 16H NA, 784C
2225376	844H, 844K, 854G, 854K, 990K, 992K, 993K, 994H, D10T, D10T2, D11T, D8T, D9T
2457931	311D LRR, 311F LRR, 312D, 312D L, 312D2, 312D2 GC, 312D2 L, 313D, 313D2, 313D2 LGP, 315D L, 318D L, 318D2 L, 319D L, 320D, 320D FM, 320D GC, 320D L, 320D LN, 320D LRR, 320D RR, 320D2, 320D2 GC, 320D2
3044505	D5N, D5R LGP, D6N, D6N LGP
3044506	AD30, AD45B, AD55, AD55B, AD60, D5N, D5R LGP, D6N, D6N LGP
3221494	D5R LGP, D6G2 LGP, D6G2 XL, D6N, D6N LGP, D6R, D6R II, D6R III, D6R STD, D6T, D6T LGP, D6T XL, D7G2, D7R, D7R II, D7R XR, D8R
3264465	323D L, 323D LN, 324D, 324D L, 324D LN, 325D, 325D L, 329D L, 330D, 330D L, 330D LN, 330D MH, 336D L, 336D LN, 345C, 345C L, 345D, 345D L, 365C, 365C L, 365C L MH, 374D L, 385C, 385C FS, 385C L, 385C
3305012	216, 216B, 216B3, 226B, 226B3, 232B, 236, 236B, 236B3, 242B, 242B3, 247, 247B, 247B3, 248, 252B, 252B3, 257B, 257B3, 259B3, 267, 267B, 268B, 287
3305013	D6R, D6R II, D6R III, D6R STD, D6T, D6T LGP, D6T LGPPAT, D6T XL, D7R, D7R II, D7R XR, D8R, R2900G, R3000H
3305014	583T, 587R, 587T, D6R, D6R II, D6R III, D6R STD, D6T, D6T LGP, D6T LGPPAT, D6T XL, D7R, D7R II, D7R XR, D8R, PL83, PL87
3305017	621H, D10T, D11T, D6R, D6R II, D6R III, D6R STD, D6T, D6T LGP, D6T LGPPAT, D6T XL, D7R II, D7R XR, D8R, D8T, D9T
3305050	621H, 623H, 627H, 824H, 825H, 826H, 834H, 836H, 950G, 950H, 962G, 962H, 966G, 966H, 972H, 980H, 988G, 988H, IT62H
20Y-54-52211	PC130, PC220, PC240, PC290, PC300, PC350, PC400



**WIPER SYSTEM PARTS**

Part No.	Description	Application
1010742	WIPER PIVOT GP	320B FM LL, 322 FM L, 322B L, 325, 325B L, 330, 330B L, 345B, 345B II, 345B II MH, 345B L, 350, 375 L, 385B, 5080, 5110B, 517, 527, 539, 583T, 587R, 587T, 611, 613C II, 615C, 651E, 657E, 814F, 815B
1363193	NOZZLE AS-WASHER	120M, 12M, 140M, 14M, 160M, 16M, D10N, D10R, D10T, D11R, D11T, D6H XL, D6R, D6R II, D6R III, D6T, D7G2, D7R, D7R II, D8R, D8R II, D8T, D9R, D9T
1555779	WIPER ARM PIVOT GROUP	814F, 814F II, 815F, 815F II, 816F, 816F II, 844, 844H, 854G, 854K, 910G, 914G, 924G, 924GZ, 924H, 924HZ, 928G, 928H, 928HZ, 930G, 938G, 938G II, 938H, 990 II, 990H, 992G, 992K, 994F, CP-433E, CP-44
2065823	CAP	120H, 120H ES, 120H NA, 120K, 120K 2, 120M, 120M 2, 12H, 12H ES, 12H NA, 12K, 12M, 12M 2, 12M 3, 12M 3 AWD, 135H, 135H NA, 140H, 140H ES, 140H NA, 140K, 140K 2, 140M, 140M 2, 140M 3, 140M 3 AWD, 143H
2225373	LINKAGE AS	D10T, D10T2, D11T, D8T, D9T
8T5400	CONNECTOR AS	120M, 120M 2, 12M, 12M 2, 12M 3, 12M 3 AWD, 140M, 140M 2, 140M 3, 140M 3 AWD, 14M, 160M, 160M 2, 160M 3, 160M 3 AWD, 16M, 2384C, 2484C, 24H, 24M, 301.5, 301.6C, 302.5, 302.5C, 303.5, 304.5, 312C, 312D

**GAUGES**



**COOLANT TEMPERATURE GAUGES**

Part No.	Description	Type	Application
1104731	GAUGE GP-COOLANT TEMPERATURE	COOLANT TEMPERATURE	914G, 928G, 938G, IT14G, IT28G, IT38G, PF-290B, PS-150B, PS-150C, PS-200B, PS-360B, PS-360C
1135316	GAUGE GP-COOLANT TEMPERATURE	COOLANT TEMPERATURE	416C, 426C, 428C, 436C, 438C, TH103, TH62, TH63, TH82, TH83
1530456	INDICATOR AS	COOLANT TEMPERATURE	416C, 426C, 428C, 436C, 438C
1555232	GAUGE GP-COOLANT TEMPERATURE	COOLANT TEMPERATURE	914G, 924G, 924GZ, 928G, 938G, D6G, D6G2 LGP, D6G2 XL, D7G, D7G2, IT14G, IT14G2, IT28G, IT38G
2012408	GAUGE AS-COOLANT TEMPERATURE	COOLANT TEMPERATURE	904B, 904H, D3G, D4G, D5G
2267164	GAUGE GP-COOLANT TEMPERATURE	COOLANT TEMPERATURE	414E, 416D, 416E, 420D, 420E, 422E, 424D, 428D, 428E, 430D, 430E, 432D, 432E, 434E, 438D, 442D, 442E, 444E, 446D, 450E
2752081	GAUGE GP-COOLANT TEMPERATURE	COOLANT TEMPERATURE	3126, 3126B, 3176C, 3196, 3406B, 3406C, 3406E, 3408E, 3412, 3412D, 3412E, 3508, 3508B, 3512, 3512B, 3512C, 3516, 3516B, C-10, C-12, C-15, C-16, C-9, C11, C12, C13, C15, C18, C27, C30, C32, C7, C9
4W0483	GAUGE GP-COOLANT TEMPERATURE	COOLANT TEMPERATURE	120G, 12G, 130G, 140G, 14G, 160G, 16G, 225, 231D, 235B, 235C, 235D, 30/30, 3114, 3116, 3126, 3208, 3304, 3304B, 3306, 3306B, 3406, 3406B, 3406C, 3408, 3408C, 3412, 3412C, 3508, 3512, 3516, 3516B, 3606
4W2622	INDICATOR	COOLANT TEMPERATURE	3114, 3116, 3126, 416, 428, 436, 446
7C0682	INDICATOR	COOLANT TEMPERATURE	916, 926, 936, 936F, G936, IT28
7W2060	GAUGE	COOLANT TEMPERATURE	3208, 3304, 3304B, 3306, 3306B, 3406, 3406B, 3406C, 3408, 3408C, 3408E, 3412, 3412C, 3412D, 3412E, 3508, 3512, 3516, C-15, D398A, G3304, G342C
7W2061	INDICATOR	COOLANT TEMPERATURE	3208, 3304, 3304B, 3306, 3306B, 3406, 3406B, 3406C, 3408, 3408C, 3412, G399

COOLANT TEMPERATURE GAUGES (CONT.)

Part No.	Description	Type	Application
7W4927	INDICATOR	COOLANT TEMPERATURE	MULTIPLE APPLICATIONS
8D1255	GAUGE (Water Temperature)	COOLANT TEMPERATURE	772, 777
9X4284	INDICATOR AS-COOLANT TEMP	COOLANT TEMPERATURE	120H, 120H ES, 120H NA, 120K, 120K 2, 12H, 12H ES, 12H NA, 12K, 135H, 135H NA, 140H, 140H ES, 140H NA, 140K, 140K 2, 143H, 14H NA, 160H, 160H ES, 160H NA, 160K, 163H NA, 16H NA, 910E, 918F, 924F

COOLANT TEMPERATURE MECHANICAL GAUGES

Part No.	Description	Type	Application
1997954	INDICATOR-CONV	COOLANT TEMPERATURE (MECHANICAL)	MULTIPLE APPLICATIONS
1997955	INDICATOR-CONV	COOLANT TEMPERATURE (MECHANICAL)	MULTIPLE APPLICATIONS
2005220	GAUGE GP-COOLANT TEMPERATURE	COOLANT TEMPERATURE (MECHANICAL)	3304, 3304B, 3306, 3306B
2005222	GAUGE GP-COOLANT TEMPERATURE	COOLANT TEMPERATURE (MECHANICAL)	3304, 3304B, 3306, 3306B, 3412, G3406
2005227	INDICATOR-COOL	COOLANT TEMPERATURE (MECHANICAL)	MULTIPLE APPLICATIONS
2005231	GAUGE GP-COOLANT TEMPERATURE	COOLANT TEMPERATURE (MECHANICAL)	3176C, 3196, 3406B, 3406C, C-10, C-12, C12, C15, C18, CX35-P800, SBF214, SUF557
2005233	GAUGE GP-COOLANT TEMPERATURE	COOLANT TEMPERATURE (MECHANICAL)	3126, 3406B, 3406C, 3408, 3408C, 3412, 3412C, 3412D, 3412E, C11, C13, C18, CX31-C13I, HT400, TH35-C11I, TH35-C13I
2005234	INDICATOR-COOL	COOLANT TEMPERATURE (MECHANICAL)	MULTIPLE APPLICATIONS
2005235	GAUGE GP-COOLANT TEMPERATURE	COOLANT TEMPERATURE (MECHANICAL)	3508, 3512, 3516
2005236	INDICATOR-COOL	COOLANT TEMPERATURE (MECHANICAL)	MULTIPLE APPLICATIONS
2243343	INDICATOR-COOL	COOLANT TEMPERATURE (MECHANICAL)	MULTIPLE APPLICATIONS
2243344	INDICATOR-COOL	COOLANT TEMPERATURE (MECHANICAL)	MULTIPLE APPLICATIONS
4N7562	INDICATOR WATER TEMPERATURE	COOLANT TEMPERATURE (MECHANICAL)	MULTIPLE APPLICATIONS
4W0511	GAUGE AS-TEMPERATURE	COOLANT TEMPERATURE (MECHANICAL)	3406B, 3408, 3408B, 3412, 3412D, 3412E, 3508, 3508C, 3512, 3512B, 3516, 3516B, 3606, 3608, C30, C32, D379B, D398A
4W2683	GAUGE GP-TEMPERATURE	COOLANT TEMPERATURE (MECHANICAL)	3406, 3406B, 3406C, 3406E, 3408, 3408B, 3408C, 3408E, 3412, 3412C, 3412E, 3456, 3508, 3508B, 3508C, 3512, 3512B, 3512C, 3516, 3516B, 3516C, C-15, C-16, C15, C18, C27, C30, C32, CX31-C15I, CX35-P800
7N1990	INDICATOR-COOL	COOLANT TEMPERATURE (MECHANICAL)	235, 235C, 235D, 245, 245B, 245D

OIL TEMPERATURE GAUGES

Part No.	Description	Type	Application
1501249	GAUGE GP-OIL TEMPERATURE	OIL TEMPERATURE	416C, 426C, 428C, 436C, 438C, TH103, TH62, TH63, TH82, TH83
1547487	GAUGE AS-OIL TEMPERATURE	OIL TEMPERATURE	D3G, D4G, D5G
1555233	GAUGE GP-OIL TEMPERATURE	OIL TEMPERATURE	910G, 914G, 924G, 924GZ, 928G, 938G, IT14G, IT14G2, IT28G, IT38G

OIL TEMPERATURE GAUGES (CONT.)

Part No.	Description	Type	Application
1555235	GAUGE GP-OIL TEMPERATURE	OIL TEMPERATURE	924G, 924GZ, 928G, 938G, D6G, D6G2 LGP, D6G2 XL, D7G, D7G2, IT28G, IT38G
1706542	GAUGE GP-OIL TEMPERATURE	OIL TEMPERATURE	414E, 416D, 416E, 420D, 420E, 422E, 424D, 428D, 428E, 430D, 430E, 432D, 432E, 434E, 438D, 442D, 442E, 444E, 446D, 450E
4W0485	GAUGE GP-OIL TEMPERATURE	OIL TEMPERATURE	517, 527, 578, 583R, 587R, 589, 613C, 615C, 621E, 623E, 627E, 631E, 637E, 651E, 657B, 657E, 814B, 815B, 824C, 826C, 834B, 926, 936, 950B, 966D, 980C, 988B, 992C, 994, 994D, D10, D11N, D4H, D4H XL, D4H
4W1129	GAUGE GP-OIL TEMPERATURE	OIL TEMPERATURE	578, 583R, 587R, 589, 814B, 815B, 824C, 826C, 834B, 836, 926, 936, 950B, 966D, 973, 980C, CP-563, D10, D11N, D5H, D6H, D6H XL, D6H XR, D7H, D8L, D8N, D8R, D9L, D9N, G936, PR-1000
6N0674	INDICATOR	OIL TEMPERATURE	988B, D250B, D25C, D300B, D30C, D350C, D35C, D35HP, D400, D44B, D550B

OIL TEMPERATURE MECHANICAL GAUGES

Part No.	Description	Type	Application
1997952	INDICATOR-CONVERTER TEMP	OIL TEMPERATURE (MECHANICAL)	120G, 12G, 130G, 140G, 14G, 160G, 16G, 303, 304, 305, 305.5, 306, 307, 307B, 307C, 308C, 311, 311B, 311C, 312, 3126, 3126B, 312B L, 312C L, 314C, 315, 315B L, 315C, 317, 3176B, 3176C, 317B LN, 318B
1997953	INDICATOR-CONV	OIL TEMPERATURE (MECHANICAL)	MULTIPLE APPLICATIONS
2005247	INDICATOR	OIL TEMPERATURE (MECHANICAL)	MULTIPLE APPLICATIONS



HOOR METER GAUGES

Part No.	Description	Application
2005717	METER GP-SERVICE	906, 908, AP-655C
2005725	METER SERVICE	HOOR METER
2681964	KIT-METER SERVICE	120H, 12H, 135H, 140H, 160H, 307D, 311D LRR, 312C, 312D, 312D L, 314D LCR, 315C, 315D L, 318C, 319C, 319D, 319D L, 320C, 320D, 320D FM, 320D FM RR, 320D GC, 320D L, 320D LN, 320D LRR, 320D RR, 321D LC
3620288	KIT-METER SERVICE	MULTIPLE APPLICATIONS
3620289	KIT-METER SERVICE	216B3, 226B3, 236B3, 242B3, 247B3, 252B3, 257B3, 259B3, AP-1055D, BG-2455D, BG-260D, CB-434D, CB-534D, CB-54, CB-564D, CB-64, CD-54, D8R
3664622	KIT-METER SERVICE	120K, 120K 2, 12K, 140K, 140K 2, 160K, 303.5E, 303E CR, 304E, 305.5E, 305E, 307E, 308E, 308E2 CR, 311D LRR, 311F LRR, 312D, 312D L, 312D2, 312D2 GC, 312D2 L, 312E, 312E L, 313D, 313D2, 313D2 LGP, 314D
9W1490	KIT-METER SERVICE	3114, 3116, 3126, 3208, 321C, 325C, 3304, 3406B, 518, 518C, 528, 528B, 530B, 931C II, 935C II, 943, 953, 963, D3C II, D4C II, D5C
9W1491	KIT-METER SERVICE	16G, 3208, 3304, 3406B, 571G, 572G, 621B, 777, 943, 953, 963, 966C, 973, D5E, D6D, D6E SR, D7G, FB518
9W1492	METER KIT	HOOR METER
9W1493	KIT-SERVICE METER	3208, 910, 931B, 931C, 935B, 935C, D3B, D3C, D4C, IT12
9W1494	KIT-METER SERVICE	120G, 12G, 130G, 140G, 14G, 160G, 16G, 303, 304, 305, 305.5, 306, 307, 307B, 307C, 308C, 311, 311B, 311C, 312, 3126, 3126B, 312B L, 312C L, 314C, 315, 315B L, 315C, 317, 3176B, 3176C, 317B LN, 318B
9W1495	KIT-METER SERVICE	215B, 215C, 215D, 225, 229, 229D, 231D, 235B, 235C, 235D, 245, 245B, 245D, 631E, 657E, 784B, 785, 785B, 789, 789B, 793B, 793C, 814B, 826C, 834B, 836, 916, 926, 926A, 936, 936F, 988B, 992C, D8L, D9L
4N3700	METER-HOOR ANALOG)	120G, 12G, 130G, 140G, 14E, 16G, 215, 225, 235, 245, 3208, 3304, 3412, 518, 528, 621B, 627B, 631C, 633D, 637, 637D, 657B, 769, 772, 773, 777, 815, 824B, 910, 920, 930, 941, 950, 955K, 955L, 966C, 977K



## OIL PRESSURE GAUGES

Part No.	Description	Type	Application
1547488	GAUGE AS-ENGINE OIL PRESSURE	OIL PRESSURE	D3G, D4G, D5G
2752096	GAUGE AS-ENGINE OIL PRESSURE	OIL PRESSURE	3126, 3126B, 3176C, 3196, 3406B, 3406C, 3406E, 3408, 3408E, 3412, 3412D, 3412E, 3508, 3508B, 3512, 3512B, 3512C, 3516, 3516B, C-10, C-12, C-15, C-16, C-9, C11, C12, C13, C15, C18, C27, C30, C32, C7
1W0705	GAUGE AS-ENGINE OIL PRESSURE	OIL PRESSURE	518, 518C, 528, 528B, 530B, 561D, 571G, 572G, 583K, 594H, 621, 621B, 627B, 633D, 637D, 815, 910, 920, 930, 930R, 931B, 950, 966C, D3B, D3C, D4C, D4E, D4E SR, D5B, D5E, D6D, D6E SR, D7G, D8K, FB518
1W5280	GAUGE AS-ENGINE OIL PRESSURE	OIL PRESSURE	3508, 3508C, 3512, 3516, 3516B, D379A, D379B
1W5353	GAUGE AS-ENGINE OIL PRESSURE	OIL PRESSURE	3406, 3406B, 3406C, 3408, 3408C, 3412, 3412C, 3412D, G3406, G3408, G3408B, G3408C, G3412, G3412C, HT400, PM3412, PR-1000, PR-450C, PR-750B, RM-250C, RM-350B, RR-250, RR-250B, SM-350, SS-250
2W3681	GAUGE AS-ENGINE OIL PRESSURE	OIL PRESSURE	3126, 3176B, 3176C, 3196, 3208, 3304, 3304B, 3306, 3306B, 3406, 3406B, 3406C, 3408, 3408B, 3408C, 3412, 3412C, 3412D, 3412E, 3508, 3512, 3516, C-10, C-12, C11, C12, C13, C15, C18, C30, C32, C9, CX31-C
4N7563	GAUGE AS-ENGINE OIL PRESSURE	OIL PRESSURE	215, 215B, 215C, 215D, 225, 225D, 229, 229D, 235, 235B, 235C, 235D, 245, 245B, 245D, 955L, 977L, 983B
6N0673	GAUGE AS-ENGINE OIL PRESSURE	OIL PRESSURE	3208, 621B, 988B
7W2937	GAUGE AS-ENGINE OIL PRESSURE	OIL PRESSURE	3208, 3304, 3304B, 3306, 3306B, 3406, 3406B, 3406C, 3408, 3408C, 3408E, 3412, 3412C, 3412D, 3412E, 3508, 3512, 3516, C-15, D398A, G3304, G3306, G3408, G3408B, G3412, G342C, PR-1000, SR4
9X4282	GAUGE AS-ENGINE OIL PRESSURE	OIL PRESSURE	120H, 12H, 135H, 140H, 160H, 910E, 933, 939, AP-1000B, AP-1055B, AP-650B, AP-800C, AP-800D, AP-900B, BG-225B, BG-225C, BG-2455C, BG-245C, D3C II, D3C III, D4C III, D5C III, IT12B, RT100, TH103



## FUEL PRESSURE GAUGES

Part No.	Description	Type	Application
1W0703	GAUGE FUEL PRESSURE	FUEL PRESSURE	D5B, D6D
1W0707	INDICATOR-PRESSURE	FUEL PRESSURE	3306, 3406, 3412, D7F
1W7554	INDICATOR	FUEL PRESSURE	MULTIPLE APPLICATIONS
1W7572	INDICATOR-PRESSURE	PRESSURE	3406, 3408, 3412, 641B
2W3684	INDICATOR-PRESSURE	FUEL PRESSURE	3304, 3306, 3408, 3412, 3508, 3512, 3516
3H3344	GAUGE FUEL PRESSURE	FUEL PRESSURE	12E, 16, 1673, 518, 528, 583H, 583K, 641B, 824, 824B, 834, 955H, 977H, 988, D315, D326F, D337F, D342, D342C, D348, D353C, D375D, D379, D379A, D397D, D398, D398A, D399, D8H, D8K, D9E
4W0506	GAUGE AS-PRESSURE	PRESSURE	3406, 3406B, 3406C, 3406E, 3408, 3408B, 3408C, 3408E, 3412, 3412C, 3412E, 3456, 3508, 3508B, 3508C, 3512, 3512B, 3516, 3516B, 3606, 3608, 3612, 3616, C-15, C-16, C15, C18, C27, C280-12, C280-16
4W0509	GAUGE AS-PRESSURE	PRESSURE	3406B, 3408, 3408B, 3412, 3412D, 3412E, 3508, 3512, 3516, 3606, 3608, 3612, 3616, C30, C32, D398A

## FUEL PRESSURE GAUGES (CONT.)

Part No.	Description	Type	Application
4W0510	GAUGE GP-PRESSURE	PRESSURE	3406, 3406B, 3406C, 3406E, 3408, 3408B, 3408C, 3408E, 3412, 3412C, 3412E, 3606, 3608, 3612, 3616, C280-12, C280-16, C280-6, C280-8, D379B, D398A, G3508, G3512, G3516
7W2936	INDICATOR	FUEL PRESSURE	3208, 3304, 3304B, 3306, 3306B, 3406, 3406B, 3406C, 3408, 3408C, 3412, G399



## AIR PRESSURE GAUGES

Part No.	Description	Type	Application
1W3306	GAUGE GP-AIR PRESSURE	AIR PRESSURE	120G, 120H, 120H ES, 120H NA, 12G, 12H, 12H ES, 12H NA, 130G, 135H, 135H NA, 140G, 140H, 140H ES, 140H NA, 143H, 14G, 14H NA, 160G, 160H, 160H ES, 160H NA, 163H NA, 16G, 16H NA, 508, 611, 613C, 613C I
1W0708	INDICATOR AIR PRESSURE	AIR PRESSURE	120G, 130G, 140G, 16G, 518, 518C, 528, 528B, 530B, 621, 621B, 627B, 633D, 637D, 641B, 815, 950, 966C, FB518
2660889	INDICATOR AIR PRESSURE	AIR PRESSURE	3304, 3304B, 3306, 3306B, 3406B, 3406C, 3406E, 3408, 3408C, 3412, 3412C, 3412D, 3412E, C15, C18, C27, C30, C32, C9, HT400



## WATER PRESSURE GAUGES

Part No.	Description	Type	Application
8S4914	GAUGE (water pressure)	WATER PRESSURE	583K, 983, D8K



## TACHOMETER GAUGES

Part No.	Description	Type	Application
1135317	TACHOMETER AS	TACHOMETER (ANALOG)	416C, 426C, 428C, 436C, 438C
1882470	TACHOMETER AS	TACHOMETER (ANALOG)	416D, 420D, 424D, 428D, 430D, 432D, 438D, 442D
2391080	TACHOMETER GP-ELECTRIC	TACHOMETER (ANALOG)	414E, 416D, 416E, 420D, 420E, 422E, 424D, 428D, 428E, 430D, 430E, 432D, 432E, 434E, 442D, 442E, 444E, 450E
2752103	TACHOMETER GP-ELECTRIC	TACHOMETER (ANALOG)	3126, 3126B, 3176C, 3196, 3406E, 3408E, 3412E, 3508, 3508B, 3512, 3512B, 3516, 3516B, C-10, C-12, C-15, C-16, C-9, C11, C12, C13, C15, C18, C27, C30, C32, C7, C9, C9.3, CX31-C13I, CX31-C15I, CX31-C18I
2873259	SPEEDOMETER AS	SPEEDOMETER	120K, 120K 2, 12K, 140K, 140K 2, 160K
3E1932	TACHOMETER	TACHOMETER (ANALOG)	3208, 3408B
9X1116	TACHOMETER	TACHOMETER (DIGITAL)	3208, PR-1000, PR-450C, RR-250, RR-250B, SS-250



## ELECTRICAL GAUGES

Part No.	Description	Type	Application
4W2142	INDICATOR-VOLT	VOLTAGE	416, 428, 436, 446, 65, 75, AP-1000, AP-1050, AP-800
8M7892	GAUGE AS-AMMETER	AMMETER	120, 120B, 120G, 12G, 130G, 140B, 140G, 1676, 16G, 215, 225, 235, 245, 3126, 3160, 3176B, 3208, 3304, 3304B, 3306, 3306B, 3306C, 3406, 3406B, 3406C, 3406E, 3408, 3408B, 3408C, 3408E, 3412, 3412C, 3412
1F7307	GAUGE AS-AMMETER	AMMETER	225, 235, 3208, 3306, 3406, 3406B, 3408, 3412, 3508, 3512, 3516, 561B, 561C, 571G, 572G, 583H, 583K, 594, 594H, 613, 613B, 941, 951B, 955H, 955K, 955L, 977H, 977K, 983, D315, D320A, D326F, D330A, D333



## FUEL LEVEL GAUGES

Part No.	Description	Type	Application
1135314	GAUGE GP-FUEL LEVEL	FUEL LEVEL	416C, 426C, 428C, 436C, 438C, 933C, 939C, D3C III, D4C III, D5C III, TH103, TH62, TH63, TH82, TH83
1555234	GAUGE GP-FUEL LEVEL	FUEL LEVEL	3304B, 3306B, 3456, 910G, 914G, 924G, 924GZ, 928G, 938G, C13 XQ350, C15, C9, CP-433E, CP-44, CP-533E, CP-56, CP-573E, CP-64, CP-663E, CP-76, CS-323C, CS-423E, CS-433E, CS-44, CS-533E, CS-54, CS-54B
1706305	GAUGE GP-FUEL LEVEL	FUEL LEVEL	216, 216B, 216B3, 226B, 226B3, 232B, 236B, 236B3, 242B, 242B3, 247B, 247B3, 252B, 252B3, 257B, 257B3, 259B3, 267B, 268B, 414E, 416D, 416E, 420D, 420E, 422E, 424D, 428D, 428E, 430D, 430E, 432D, 432E
7C0685	INDICATOR-FUEL LEVEL	FUEL LEVEL	916, 926, 936F, C-9



## SIGHT GLASS GAUGE

Part No.	Description	Type	Application
3476081	GAUGE GP-SIGHT	SIGHT GLASS	1190, 1190T, 1290T, 1390, 2290, 2390, 2391, 2470C, 2491, 2570C, 2590, 2670C, 303, 303.5, 303.5C, 303.5D, 303.5E, 303C CR, 303E CR, 304, 304.5, 304C CR, 304D CR, 304E, 305, 305.5, 305.5D, 305.5E, 305C
3512955	GAUGE GP-SIGHT	SIGHT GLASS	305.5, 306, 306E, 307C, 307D, 308C, 311C, 312C, 312C L, 314C, 315C, 318C, 319C, 320C, 320C FM, 321C, 322C, 325C, 330B L, 330C, 330C L, 345B II, 345B II MH, 345C, 345C L, 345C MH, 365B, 365B II, 365B L
9Y9236	GAUGE-SIGHT	SIGHT GLASS	120H, 12H, 135H, 140H, 143H, 14H, 160H, 163H, 16H, 16M, 24H, 24M, 30/30, 3176B, 3176C, 3196, 336E, 336E H, 336E HVG, 336E L, 336E LH, 336E LN, 336F L, 3406E, 3408B, 3412, 3412C, 3456, 345D, 345D L
4J8252	GLASS	SIGHT GLASS	120H, 120H ES, 120H NA, 12F, 12H, 12H ES, 12H NA, 135H, 135H NA, 140H, 140H ES, 140H NA, 143H, 14E, 14H NA, 153, 16, 160H, 160H ES, 160H NA, 163, 163H NA, 16H NA, 173B, 183B, 193, 215, 225, 235, 416
6J1081	GLASS-SIGHT	SIGHT GLASS	120G, 12G, 130G, 140G, 14G, 160G, 16G, 215, 215B, 225, 229, 235, 235B, 235D, 2384C, 245, 245B, 2484C, 24H, 559C, 579C, 611, 613C, 613C II, 615, 615C, 621, 621B, 621E, 621F, 621G, 621R, 623E, 623F



## PRESSURE SENDERS

Part No.	Description	Type	Application
9X1124	SENDER AS-PRESSURE	ENGINE OIL PRESSURE	3208, 3304, 3304B, 3306, 3306B, 3406, 3406B, 3406C, 3408, 3408C, 3408E, 3412, 3412C, 3412D, 3412E, 3508, 3512, 3516, 539, C-15, D398A, G3304, G342C, G399, PR-1000, PS-150B, PS-200B



## GAS SPRINGS

Part No.	Description	Applications
1050017	CONSOLE GP-OPERATOR	120G, 12G, 130G, 140G, 14G, 160G, 16G
1137329	ENCLOSURE GP-STORAGE	M312, M316C, M318, M320
1148861	HOOD GP ENGINE	416D, 442D, 428D, 420D, 436C
1151624	GUARD GP-OVERHEAD/ GUARD GP-FRONT WINDOW	320, 320L, 320N, 322, 325, 325C, 325B, 325L, 325LN, 330L, 345B II, 350, 375, 375A, 375L
1166325	ENCLOSURE GP-ENG/GUARD GP-FAN/DOOR GP/SUPPORT GP	M315, M315C, M316C, M318, M318C, M318D, M322C, M322D,
1166326	ENCLOSURE GP-STORAGE/ WALKWAY GP/ ENCLOSURE GP-ENG	M315, M315C, M316C, M318, M318C, M318D, M322C, M322D,
1219748	WINDOW GP - CAB	428C, 416C, 436C, 426C
1225762	CABIN GP	M318, M315, M312, M320
1429287	ARMREST GP	216, 216B, 216B3, 226B, 226B3, 228, 232B, 236, 236B, 236B3, 242B, 242B3, 247, 247B, 247B3, 248, 252B, 252B3, 257B, 257B3, 259B3, 267, 267B, 268B, 287
1439434	HOOD & GUARD GP	924G, 924GZ, 988F II
1439435	HOOD & GUARD GP	988F
1458867	COLUMN GP-ADJ/GAS SPRING AS/COLUMN AS-STEER	385B, 824G, 825G, 826G, 950G, 962G, 962G II, 966G, 972G, 972H, 980G, 988H,
1532682	SPRING GP-CAB / KIT - CAB DOOR / HANDLE GP-ASSIST	216, 216B, 226, 226B, 228, 232, 232B, 236, 242, 242B, 246, 246C, 247, 248, 252, 256C, 257, 262, 267, 267B, 268B, 272D, 277, 277B, 277C, 277C2, 279C, 279C2, 287, 289C, 297C, 299C, 299D,
1532683	DOOR & MTG GP-CAB	216, 216B, 216B3, 226B, 226B3, 228, 232B, 236, 236B, 236B3, 236D, 242B, 242B3, 242D, 246C, 246D, 247, 247B, 247B3, 248, 252B, 252B3, 256C, 257B, 257B3, 257D, 259B3, 259D, 262C, 262C2, 262D, 267, 267B
1572193	WINDOW GP- CAB	301.5 302.5 303.5 304.5
1594269	DOOR GP-CAB	420E, 450E, 416E, 428E, 428F
1606154	HOOD & GUARD GP	914G, IT14G, IT14G2, R1300GII, R1600G, R1600H, R1700 II R1700G
1641328	WINDOW GP - CAB	414E, 416D, 416E, 416F, 420D, 420E, 420F, 422E, 424D, 428D, 428E, 430D, 430E, 430F, 432D, 432E, 434E, 438D, 442D, 442E, 444E, 446D, 450E, 450F
1674179	WINDOW GP - CAB	312C, 312D, 315C, 315D L, 318C, 319C, 319D, 320C, 322C, 323D L, 323D LN, 324D, 324D L, 324D LN, 325C, 325D, 325D L, 329D L, 330C, 330C L, 330D, 330D L, 330D LN, 330D MH, 336D L, 336D LN, 345C, 345C L
1809563	HOOD GP	301.5, 302.5
1927810	SUSPENSION GP-SEAT	120H, 120H ES, 120H NA, 120M, 120M 2, 12H, 12H ES, 12H NA, 12M, 12M 2, 12M 3, 12M 3 AWD, 135H, 135H NA, 140H, 140H ES, 140H NA, 140M, 140M 2, 140M 3, 140M 3 AWD, 143H, 14H, 14H NA, 14M, 160H, 160H ES
2035470	CANOPY GP	AP-600D, AP-655D, CP-433E, CP-44, CP-533E, CS-423E, CS-433E, CS-44, CS-533E, CS-54



GAS SPRINGS (CONT.)

Part No.	Description	Applications
2102516	DOOR GP-HOOD	IT28G, 928G
2102518	DOOR GP-HOOD	IT28G, 928G
2102519	DOOR GP-SIDE	928G, IT28G,
2287696	HOOD & GUARD GP	928 USAF10K ATFL, 924H & 924Hz, 924G & 924Gz, 930G
2303214	DOOR GP-CAB	216, 216B, 216B3, 226B, 226B3, 228, 232B, 236, 236B, 236B3, 242B, 242B3, 247, 247B, 247B3, 248, 252B, 252B3, 257B, 257B3, 259B3, 267, 267B, 268B, 287
2360737	CONSOLE GP-OPERATOR	120H, 120H ES, 120H NA, 120K, 120K 2, 12H, 12H ES, 12H NA, 12K, 135H, 135H NA, 140H, 140H ES, 140H NA, 140K, 140K 2, 143H, 14H, 14H NA, 160H, 160H ES, 160H NA, 160K, 163H, 163H NA, 16H, 16H NA, 24H
2505881	HOOD GP ENGINE	414E, 416E, 420E, 422E, 428E, 430E, 432E, 434E, 442E, 444E, 450E, 450F
2535343	ENCLOSURE GP-ENG	CP-573E, CP-663E, CS-563E, CS-583E, CS-663E, CS-683E
2549301	HOOD GP ENGINE	414E, 416E, 420E, 422E, 428E, 430E, 432E, 434E, 442E, 444E, 450E, 450F
3199510	STEERING COLUMN GP	IT28G, 938, 938H, 914G, 924H
3199512	STEERING COLUMN GP	416D, 420D, 424D, 428D, 430D, 432D, 438D, 442D, 446D, CB-434D, CB-534D, CB-564D, CW-34
3381508	COLUMN AS-STEERING	414E, 416E, 416F, 420E, 420F, 422E, 422F, 428E, 428F, 430E, 430F, 432E, 432F, 434E, 434F, 442E, 444E, 444F, 450E, 450F
8T2440	CAB GP, DOOR GP-CAB, HOOD & GUARD GP	416, 416B, 426, 426B, 428, 428B, 436, 436B, 446, 446B, 924F, CP-563, CS-583, IT18F, IT24F
8T7041	CAB GP	416, 416B, 426, 426B, 428, 428B, 436, 436B, 446, 446B, 924F, CB-434, CP-563, CS-583, IT18F, IT24F, R1300, R1300G, R1300G II, R1600, R1600G, R1600H, R1700 II, R1700G, R2900, R2900G, R3000H
8T7041	CABIN GP	R2900G, R1600G, R1700G, R3000H, 446B, 924F
9R9746	CAB GP-ENCLOSED ROPS	416B, 426B, 428B, 438B, 446B
9R9755	CAB GP-ENCLOSED ROPS	416B, 426B, 428B, 438B, 446B, 515, 525, 525B, 525C, 525D, 535B, 535C, 535D, 545, 545C, 545D, 555D



SUPPORT-STEPS

Part No.	Description	Applications
2345106	SUPPORT-STEP	938H, 950H, 962H, 980H, IT38H, IT62H
2512290	SUPPORT-STEP	120M, 120M 2, 12M, 12M 2, 12M 3, 12M 3 AWD, 140M, 140M 2, 140M 3, 140M 3 AWD, 160M, 160M 2, 160M 3, 160M 3 AWD
2944530	SUPPORT-STEP	785B, 785C, 785D, 789B, 789C, 789D, 793C, 793D, 793F, 793F AC, 793F CMD, 793F, 793F-XQ, 795F AC, 797F
8X1032	SUPPORT-STEP	120G, 120H, 120H ES, 120H NA, 120K, 120K 2, 12G, 12H, 12H ES, 12H NA, 12K, 130G, 135H, 135H NA, 140G, 140H, 140H ES, 140H NA, 140K, 140K 2, 143H, 160G, 160H, 160H ES, 160H NA, 160K, 163H, 163H NA, 561



PLATES FOR STEPS

Part No.	Description	Applications
1233698	PLATE	120G, 120H, 120H ES, 120H NA, 120K, 120K 2, 12G, 12H, 12H ES, 12H NA, 12K, 130G, 135H, 135H NA, 140G, 140H, 140H ES, 140H NA, 140K, 140K 2, 143H, 14G, 14H, 14H NA, 160G, 160H, 160H ES, 160H NA, 160K
1233699	PLATE	120G, 120H, 120H ES, 120H NA, 120K, 120K 2, 12G, 12H, 12H ES, 12H NA, 12K, 130G, 135H, 135H NA, 140G, 140H, 140H ES, 140H NA, 140K, 140K 2, 143H, 14G, 14H, 14H NA, 160G, 160H, 160H ES, 160H NA, 160K
4V9804	PLATE	120G, 120H, 120H ES, 120H NA, 120K, 120K 2, 120M, 120M 2, 12G, 12H, 12H ES, 12H NA, 12K, 12M, 12M 2, 12M 3, 12M 3 AWD, 130G, 135H, 135H NA, 140G, 140H, 140H ES, 140H NA, 140K, 140K 2, 140M, 140M 2, 140M 3

MIRRORS



Part No.	Description	Applications
1225311	MIRROR	305.5, 306, 307C, 307D, 311B, 311C, 311D LRR, 311F LRR, 312B, 318B, 322
1442227	MIRROR GP	769D, 771D, 773E, 773F, 775E, 775F, 776D, 777D, 777F, 777G, 793D
1531776	MIRROR-CONVEX	773G, CB-334D, CB-334E, CB-335D, PF-290B, RM-300, RM-500
1534010	MIRROR AS	785C, 785D, 789C, 789D, 793D, 793F, 793F AC, 793F CMD, 793F-XQ, 795F AC, 795F XQ, 797, 797B, 797F
2001173	MIRROR AS	120H, 12H, 135H, 140H, 140K, 160H, 160K, 24M, 834K, 836K, 854K, 938H, 950H, 962H, 988K, 992K, IT38H, IT62H
2028649	MIRROR AS	120H, 12H, 135H, 140H, 140K, 143H, 14H, 160H, 160K, 163H, 16H, 24M, 844K, 854K, 950G II, 950H, 962G II, 962H, 966G II, 966H, 972G II, 972H, 980G II, 980H, 990K, 992K, 993K, 994H, IT62H
2186384	MIRROR AS	216B, 226B, 232B, 236B, 242B, 246C, 247B, 252B, 256C, 257B, 262C, 262C2, 267B, 268B, 272C, 277C, 277C2, 279C, 279C2, 287C, 287C2, 289C, 289C2, 297C, 299C
2212465	MIRROR AS	773E, 776D, 777D
2219264	MIRROR GP-REAR VIEW	789D, 793B, 793C, 793D, 793F, 793F AC, 793F CMD, 793F-XQ, 795F AC, 797F
2458946	MIRROR AS	770, 772
2594758	MIRROR AS	120K, 120K 2, 120M, 120M 2, 12K, 12M, 12M 2, 12M 3, 12M 3 AWD, 140K, 140K 2, 140M, 140M 2, 140M 3, 140M 3 AWD, 14M, 160K, 160M, 160M 2, 160M 3, 160M 3 AWD, 16M
2662292	MIRROR GP	785C, 785D, 789C, 789D
2755588	MIRROR AS	2470C, 2570C, 2670C, 2864C, 525D, 535D, 545D, 553C, 555D, 563C, 573C, 586C, 785C, 789D, 793C, 793D, 793F, 793F AC, 793F CMD, 793F-XQ, 795F AC, 795F XQ, 797B, 797F, 814F II, 815F II, 816F II
2790467	MIRROR GP	773F, 775F, 777F, 789D
2988533	MIRROR AS	770, 772
3000560	MIRROR GP-REAR VIEW	770, 772, 773F, 775F, 777F
3005512	MIRROR AS	770, 772, 773F, 775F, 777F
3117058	MIRROR GP	793D, 793F, 793F AC, 793F CMD, 793F-XQ, 795F AC, 795F XQ, 797B, 797F
3117059	MIRROR GP	777F, 777G, 793B, 793C, 793D, 793F, 793F AC, 793F CMD, 793F-XQ, 795F AC, 797F
3227277	MIRROR	773F, 775F, 777F
3485709	MIRROR AS	621H, 621K, 623H, 623K, 623K LRC, 627H, 627K, 627K LRC, 631G, 637G, 657G, 725, 725C, 730, 730C, 735, 735B, 740, 740B, CP-54B, CS-54B, CS-56B, CS-68B, CS-74B, CS-78B
4I8135	MIRROR	307, 307B, 312, 312B L, 312C, 312D, 315, 315B L, 315C, 315D L, 317, 317B LN, 318B, 318C, 319C, 319D, 320 L, 320B, 320B FM LL, 320C, 322B L, 322B LN, 322C, 323D L, 323D LN, 324D, 324D L, 324D LN, 325B
5P6871	MIRROR	120G, 120H, 120H ES, 120H NA, 120K, 120K 2, 12G, 12H, 12H ES, 12H NA, 12K, 130G, 135H, 135H NA, 140G, 140H, 140H ES, 140H NA, 140K, 140K 2, 143H, 14G, 14H, 14H NA, 160G, 160H, 160H ES, 160H NA, 160K
5P6874	MIRROR	120M, 120M 2, 12M, 12M 2, 12M 3, 12M 3 AWD, 140M, 140M 2, 140M 3, 140M 3 AWD, 14M, 160M, 160M 2, 160M 3, 160M 3 AWD, 16M, 30/30, 416B, 428, 517, 527, 583T, 587R, 587T, 613G, 621H, 621K, 623H, 623K
5P6875	MIRROR	508, 518, 518C, 528, 611, 613B, 613C, 613C II, 615, 615C, 621, 621B, 621E, 621F, 621G, 623E, 623F, 623G, 627B, 627E, 627F, 627G, 631E, 631G, 633E II, 637D, 637E, 637G, 641B, 651E, 657E, 657G, 910, 931
5P6876	MIRROR	814B, 814F, 814F II, 815B, 815F, 815F II, 816F, 816F II, 916, 918F, 924F, 928F, 936, 938F, 950, 950B, 950F, 950F II, 960F, 966C, 966D, 966F II, 970F, CS-643, IT18F, IT24F, IT28, IT28F, IT38F
5P6877	MIRROR AS	120G, 120H, 120M, 12G, 12H, 12H NA, 12M, 140G, 140H, 140H NA, 140M, 160H, 160M, 776, 777, 785C
5P6879	MIRROR	215B, 215D, 225, 229D, 235, 24H, 24M, 325, 325 L, 350, 365B, 365B II, 365B L, 365C, 365C L, 365C L MH, 374D L, 374F L, 375, 375 L, 385B, 385C, 385C FS, 385C L, 385C L MH, 390D, 390D L, 390F L, 5080
5P6880	MIRROR	773B, 777
6V6962	MIRROR AS	69D, 769C, 769D, 771C, 771D, 772B, 773B, 773D, 773E, 775B, 775D, 775E, 776C, 776D, 777D, 785B, 785C, AD55, AD55B, AD60
6V8285	MIRROR AS	784B, 784C, 785C, 789, 789B, 789C
6V9156	MIRROR	785, D10R, D10T, D10T2, D11T, D8R, D8R II, D8T, D9R, D9T

MIRRORS (CONT.)

Part No.	Description	Applications
7X7468	MIRROR-CONVEX	583T, 587R, 587T, 65, 65C, 75, 75C, 773E, 773F, 773G, 773G LRC, 775F, 775G, 775G LRC, 777D, 777F, 777G, 85C, PL83, PL87
8T2287	MIRROR AS	5110B, 69D, 769C, 769D, 771C, 771D, 772B, 773B, 773D, 773E, 775B, 775D, 775E, 776C, 776D, 777D, 784B, 784C, 785, 785B, 785C, 789, 789B, 789C, 793, 793B, 793C, 793D, AD45, AD55
8Y4512	MIRROR	120G, 120H, 120H ES, 120H NA, 120K, 120K 2, 12G, 12H, 12H ES, 12H NA, 12K, 130G, 135H, 135H NA, 140G, 140H, 140H ES, 140H NA, 140K, 140K 2, 143H, 14G, 14H, 14H NA, 160H, 160H ES, 160H NA, 160K, 163H
1653065	BRACKET- MIRROR	312C, 312C L, 312D, 312D L, 312D2, 312D2 GC, 312D2 L, 313D, 313D2, 315C, 315D L, 318C, 318D L, 318D2 L, 319C, 319D, 319D L, 319D LN, 320C, 320C FM, 320C L, 320D, 320D FM, 320D GC, 320D L, 320D LN

MIRRORS FOR KOMATSU®

Part No.	Description	Application
20Y-54-28911	MIRROR KOMATSU®	BA100, BP500, BR100J, BR100JG, BR100R, BR100RG, BR300S, D41PF, PC100, PC100L, PC100N, PC120, PC120SC, PC130, PC160, PC180, PC200, PC200CA, PC200LL, PC200SC, PC200Z, PC210, PC220
20Y-54-74280	MIRROR KOMATSU®	PC1250, PC1250SP, PC130, PC160, PC180, PC200, PC200LL, PC210, PC220, PC240, PC270, PC290, PC300, PC308, PC350

FUEL CAPS |



Part No.	Description	Applications
2010330	CAP GP-FUEL FILLER	416D, 420D, 424D, 428D, 430D, 432D, 438D, 442D, 906H, 906H2, 907H, 907H2, 908H, 908H2, 910K, 914K
2658575	CAP-FUEL	303.5C, 303.5D, 303.5E, 303C CR, 303E CR, 304C CR, 304D CR, 304E, 305.5D, 305.5E, 305C CR, 305D CR, 305E, 307E, 308D, 308E, 308E CR, 308E SR, 308E2 CR, 901C, 902C, 903C
2849039	CAP-FUEL	414E, 416E, 416F, 420E, 420F, 422E, 422F, 428E, 428F, 430E, 430F, 432E, 432F, 434E, 434F, 442E, 444E, 444F, 450E, 450F, 914G, 938H, 950H, 962H, IT14G, IT14G2, IT38H, IT62H
3043885	CAP-FUEL	216B, 216B3, 226B, 226B3, 232B, 236B, 236B3, 236D, 242B, 242B3, 242D, 246C, 246D, 247B, 247B3, 252B, 252B3, 256C, 257B, 257B3, 257D, 259B3, 259D, 262C, 262C2, 262D, 268B, 272C, 272D, 272D XHP, 277C
3380912	CAP AS-FUEL	938H, 950H, 962H, IT38H, IT62H
3B3866	CAP	120, 120B, 12E, 140, 140B
4B1455	CAP ASSEM.	120G, 12F, 130G, 14E, 14G, 16, 16G, 613, 621, 621B, 621R, 623, 627, 627B, 631C, 637, 637B, 637D, 641, 641B, 650B, 651, 657, 657B, 666, 769, 769C, 772, 773, 773B, 777, 955C, D250D, D250E, D25C, D25D
4B5441	CAP AS-FILLER	227, 229D, 235, 245, 3208, 3304, 3304B, 3306, 3406, 3406B, 3408, 3412, 3412C, 561B, 561D, 572G, 583K, 594, 594H, 613, 615, 814, 814B, 815, 815B, 816, 824, 824B, 824C, 825B, 826B, 826C, 834, 834B, 836
7X2644	CAP	416, 416B, 416C, 416D, 420D, 424D, 426B, 426C, 428B, 428C, 428D, 430D, 432D, 436, 436B, 436C, 438B, 438C, 438D, 442D, 446, 446B, 446D, 914G, 928G, CB-334D, CB-334E, CB-335D, CB-34, IT14G, IT28G, TH103
8P0408	CAP-FUEL TANK FILLER	120G, 12G, 130G, 140G, 14G, 160G, 16G, 225D, 3208, 3306, 3306B, 3406B, 3412C, 3456, 508, 518, 518C, 528, 528B, 578, 589, 611, 613C, 613C II, 615C, 621E, 621F, 621G, 621R, 623E, 623F, 627E, 627F, 627G



FUEL CAPS FOR KOMATSU®

Part No.	Description	Application
134-04-71180	CAP	D31PX, D37EX, D37PX, D39EX, D39PX, D41E, D41P, D51EX/PX, D61EX, D61PX, GD555, GD655, PC160, PC200, PC240
17A-04-41411	CAP	D155A, D155AX, D31EX, D31PX, D375A, D37EX, D37PX, D39EX, D39PX, D475A, D475ASD, D65EX, D65PX, D65WX, D85EX, D85MS, D85PX, PC1250, PC1250SP, PC2000, PC800, PC800SE, PC850, PC850SE
19M-04-11220	CAP	HD325, HD405, HD465, HD605, HD785, HM350, HM400, HYDRAULIC, WA1200, WA500, WA600, WA800, WA900, WD600
20Y-04-11161	CAP	BR380JG, BR580JG, GD555, GD655, GD675, HB205, HB215, PC130, PC138, PC138US, PC160, PC190, PC200, PC220, PC228, PC228US, PC240, PC270, PC290, PC300, PC308, PC350, PC360, PC400, PC450, PC490, PC550
423-04-11362	CAP	512, 518, 538, 542, 545, 558, GD555, GD655, GD750A, GD755, GD825A, GH320, HB205, HB215, HM250, HM300, HM350, HM400, PC300, PC350, WA150, WA200, WA200PZ, WA250, WA250PZ, WA270

SEATS |

CTP Seats now include more features to enhance the operator's comfort! (seats only for heavy equipment)

†All Measurements in CM



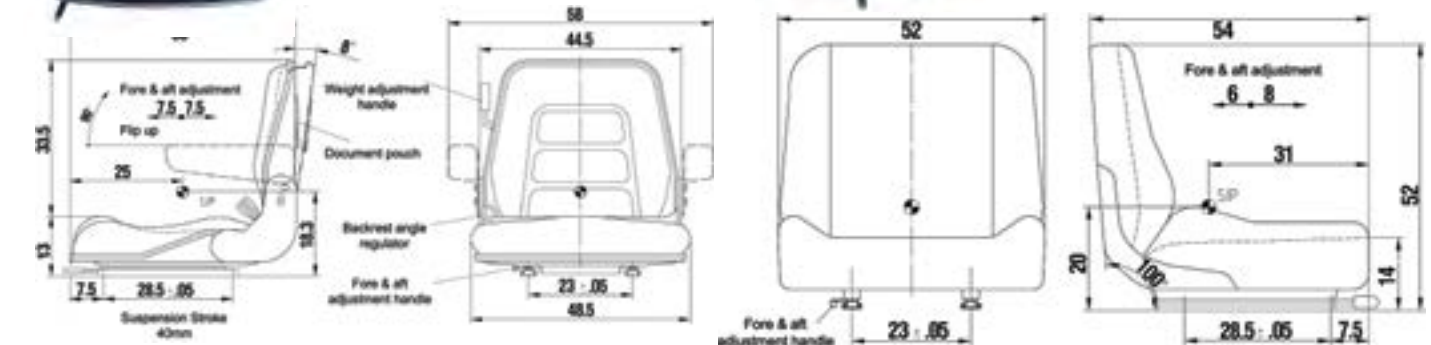
CTP906A

- Adjustable armrest, flip up
- Weight Adjustment.
- Fore and Aft Adjustment Handle
- Document Pouch
- Backrest Angle regulator



CTP906B

- Fore and Aft Adjustment Handle



Part numbers are used for reference purposes only.

Costex Tractor Parts Copyright © 2023. All rights reserved. 147

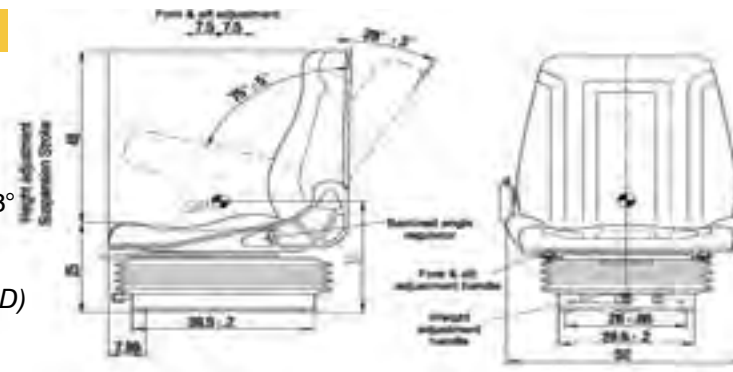


# Enhancing the Operator's Comfort



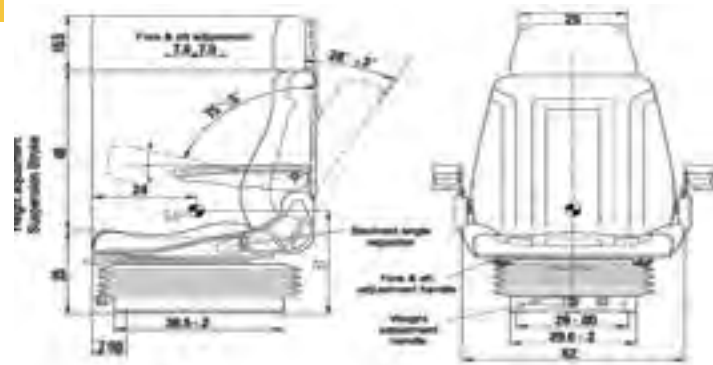
### CTP906C

- Backrest Angle Regulator
- Weight Adjustment
- Height Adjustment
- Suspension included
- Backrest angle regulator up to 28°
- Fold Forward Seat
- Durable Vinyl
- Option for headrest (see CTP906D)



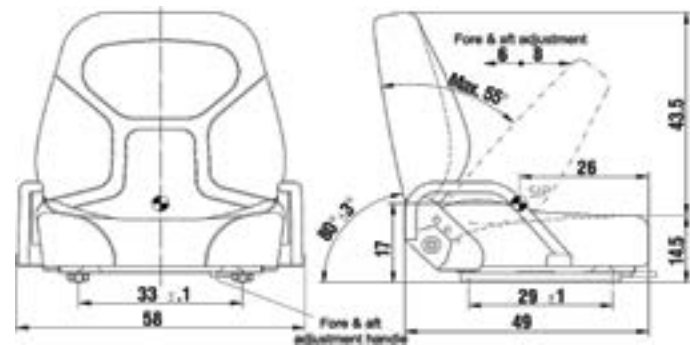
### CTP906D

- Weight Adjustment
- Height Adjustment
- Suspension Stroke
- Backrest angle regulator up to 28°
- Fold Forward Seat
- Fore and Aft Adjustment handle
- Adjustable armrest
- Headrest



### CTP906E

- Fold Forward Max. 55°

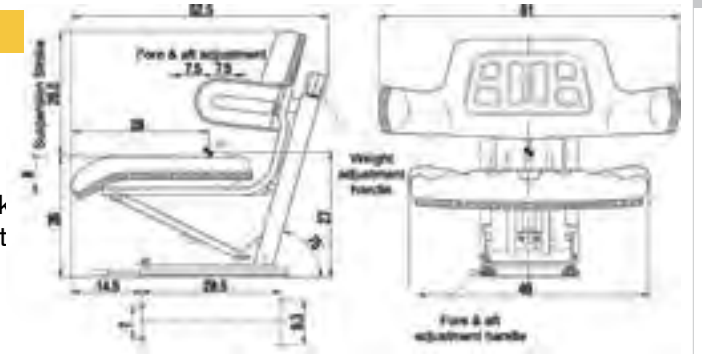


†All Measurements in CM



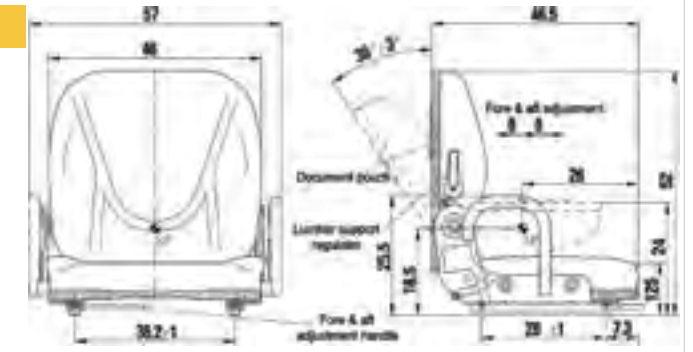
### CTP906F

- Integral One piece back foam and PVC trim
- Wraparound back
- Adjustable installation angle between the base plate and back
- Slide rail or plate for Fore and Aft adjustment



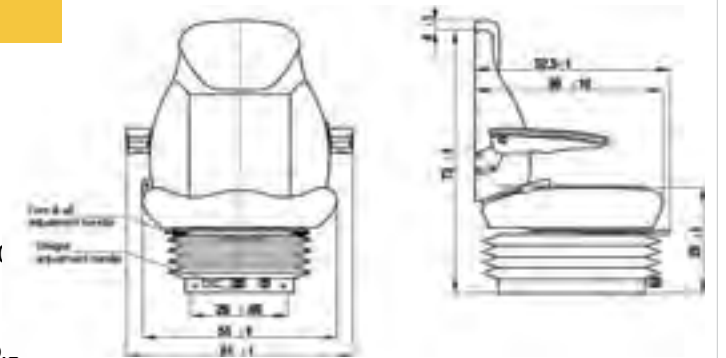
### CTP906G

- Document Pouch
- Lumbar Support Regulator
- Fore and Aft Adjustment Handle
- Fold Forward Seat
- Backrest up to 35 Degrees



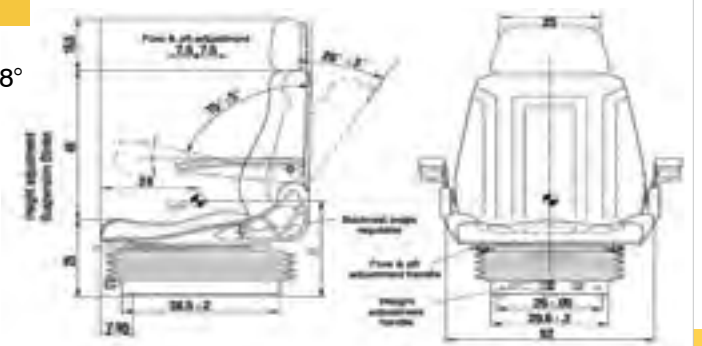
### CTP906H

- Headrest
- Flip Up & Adjustable Armrest
- Vinyl Upholstery
- Adjustable Upper Backrest
- Height Adjustment
- Mechanical Suspension
- Adjustable Back Rest, up to 81°
- Weight Adjustment
- Fold Forward Max. 55°
- Slides for Fore and Aft Adjustab...



### CTP906I

- Mechanical Suspension
- Backrest angle regulator up to 28°
- Weight Adjustment
- Height Adjustment
- Fold Forward Seat
- Fore and Aft Adjustment handle
- Adjustable armrest
- **Swivel Plate 360°**



†All Measurements in CM

Part numbers are used for reference purposes only.

Costex Tractor Parts Copyright © 2023. All rights reserved.





**CTP906K**

- Weight Adjustment
- Height Adjustment
- Mechanical Suspension
- Backrest angle regulator up to 40°
- Fore and Aft Adjustment handle
- Adjustable armrest



**CTP907D**

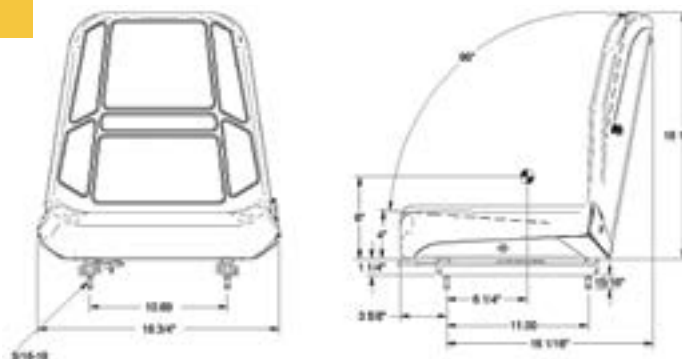
- Vinyl Upholstery
- Height Adjustment
- Mechanical Suspension
- Weight Adjustment
- Optional arm rest available, Part Number CTP907BA

*\*Arms sold separately*



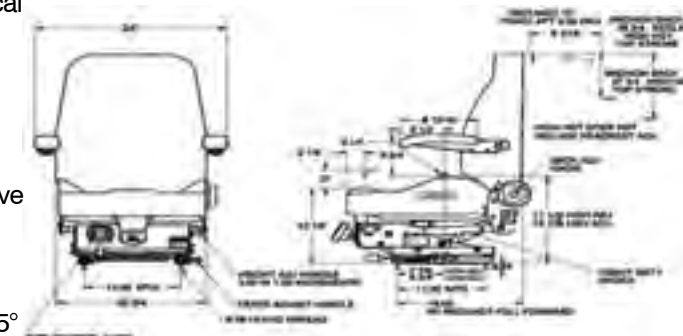
**CTP907A**

- Fire resistant upholstery materials
- Standard Mounting
- Full foam support



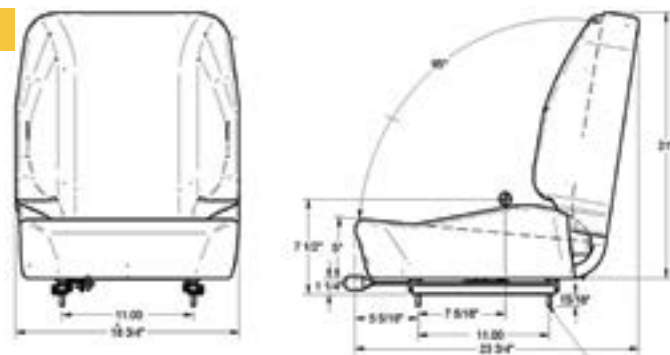
**CTP907E**

- Patented “knee-action” mechanical suspension
- Built-in, contoured lumbar and thigh support
- High or low-profile backrest
- Easy and fast one-hand control height adjustment with four positive lock positions
- Operator weight adjustments
- Contour comfort cushions
- Backrest angle regulator up to 15°
- Fore/Aft Adjustment handle



**CTP907B**

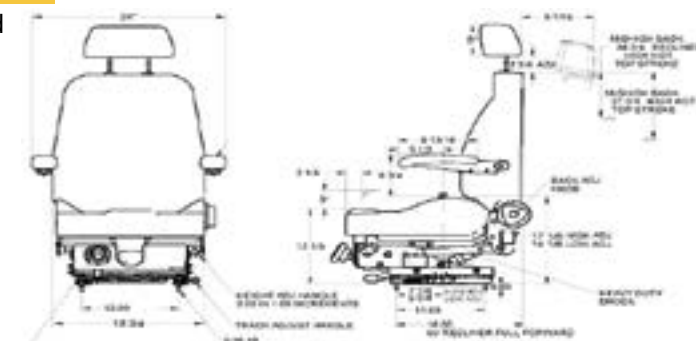
- Fire resistant upholstery materials
- Standard Mounting
- Full foam support
- Low-back support
- Optional arm rest available, Part Number CTP907BA



**CTP907G**

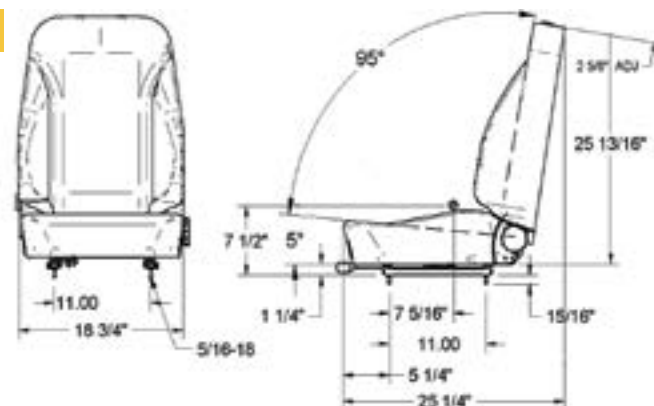
- Built-in, contoured lumbar and thigh support
- Mid-High-Back backrest
- 2-way lumbar
- Mechanical Suspension
- Headrest
- Self-Skinned arms
- Fore/Aft Adjustment handle

*Two weeks for delivery.*



**CTP907C**

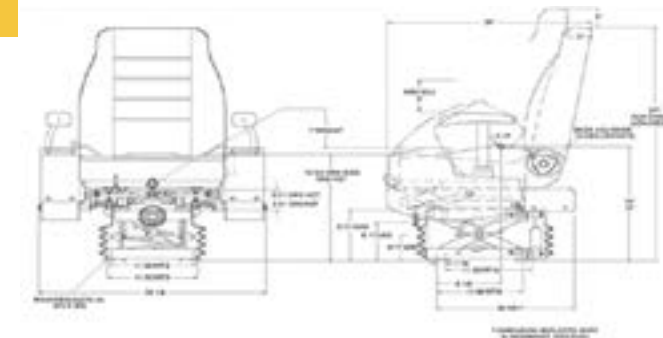
- Fire resistant upholstery materials
- Standard Mounting
- Full foam support
- Mid-High back support
- Optional arm rest available, Part Number CTP907BA



**CTP907H**

- Heavy duty/low profile mechanical suspension
- Adjustable Joystick armrests
- Bellow suspension cover
- Mid-High-Back
- 3-inch height adjustment

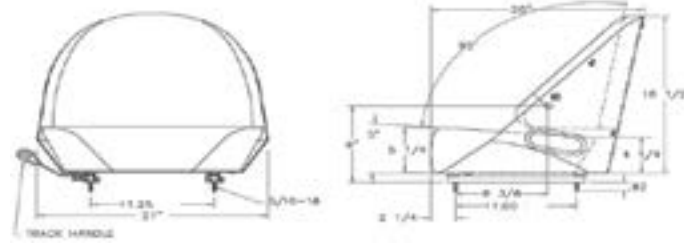
*Two weeks for delivery.*





**CTP907J**

- Deep full foam cushion
  - Wrap around back for side support
  - Heavy duty vinyl covering
  - Contoured, ventilated back
  - 7-inch fore/aft slide adjustment
- Two weeks for delivery.**




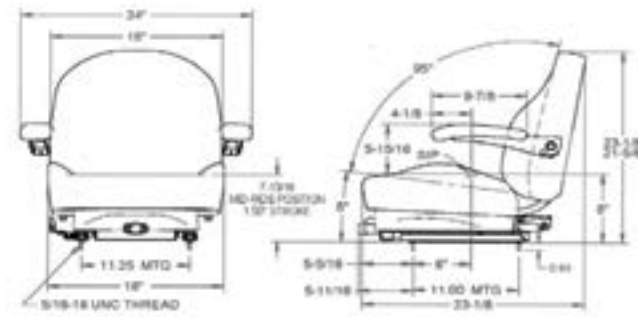
**CTP907L**

- Fire resistant upholstery materials
- Standard Mounting
- Full foam support
- Armrest



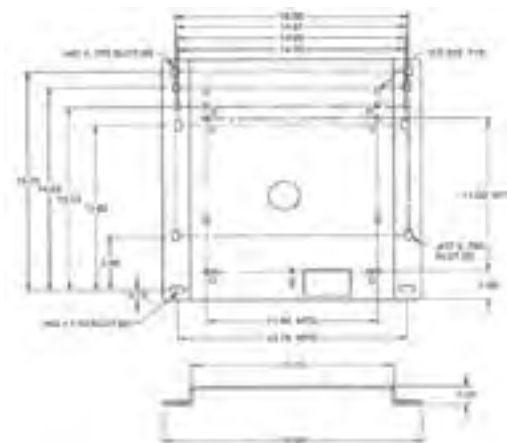
**CTP907N**

- Low Back
  - No Recline
  - 32 OZ Black Vinyl
  - EVC Cushion Comfort System
  - 5" Single Locking Tracks
  - Low Profile Mechanical Suspension with 1.5" Suspension Stroke and Skirt
  - Mounting 11.25" x 11.00"
- Two weeks for delivery.**



**CTP907K**

- Adapter Plate
  - Several Mountings Available
- Two weeks for delivery.**



**CTP907AS**

- Heavy Duty Air Suspension



**CTP907MS**

- Mechanical Suspension

**SEATBELT2** <sup>Δ</sup>

- Fully retractable seatbelt
- Two point

<sup>Δ</sup> This item is sold for orders outside of the US only. Only for Export.



**SUMMARY TABLE OF KEY FEATURES**

	CTP906A	CTP906B	CTP906C	CTP906D	CTP906E	CTP906F	CTP906G	CTP906H	CTP906I	CTP906K	CTP907A	CTP907B	CTP907C	CTP907D	CTP907E	CTP907F	CTP907G	CTP907H	CTP907J	CTP907L	CTP907N
Backrest Angle Regulator	✓		✓	✓				✓	✓	✓											
Weight Adjustment handle	✓		✓	✓		✓		✓	✓	✓				✓	✓	✓	✓	✓			
Height Adjustment				✓	✓			✓	✓	✓				✓	✓	✓	✓	✓			✓
Mechanical Suspension included			✓	✓				✓	✓	✓				✓	✓	✓	✓	✓			
Fold Forward Seat				✓	✓		✓	✓	✓												✓
Handrail					✓		✓														
Headrest				✓				✓	✓	✓							✓				
Slides for Fore and Aft Adjustment						✓		✓		✓	✓	✓	✓	✓	✓	✓	✓	✓	✓	✓	✓
Adjustable Armrest	✓			✓				✓	✓	✓					✓	✓	✓	✓		✓	✓
Document Pouch	✓						✓														
Fore and Aft Adjustment Handle	✓	✓	✓	✓		✓	✓	✓	✓	✓					✓	✓	✓	✓	✓		



# COOLING SYSTEM

The cooling system is critical for the performance of your equipment. The system needs proper maintenance to function efficiently and remove excess heat from the engine.

CTP Cooling System Parts and components are engineered, manufactured, and tested thoroughly to ensure the engine on your equipment consistently operates at the proper temperature.



## OIL COOLERS I



### ENGINE OIL COOLERS

Part No.	Description	Applications
1008008	CORE GP-ENGINE OIL COOLER	5230, 5230B, 785C, 789, 789B, 789C, 793, 793B, 793C, 793D, 994, 994D, 994F
1011741	CORE AS-OIL COOLER	834K, 836K, 988K, D8L, D9N, D9R, D9T
1023514	CORE AS	527, D5H, D5H XL, D5HTSK II
1058651	CORE GP-XMSN OIL COOLER	834B, 836, 988B, 988F, 988F II
1154517	CORE AS-ENGINE OIL COOLER	140H, 143H, 14H, 160H, 163H, 16H, 3176C, 3196, 345B, 345B II, 345B II MH, 345B L, 365B, 365B II, 365B L, 480, 572R II, 65E, 725, 730, 75D, 75E, 814F, 815F, 816F, 85D, 85E, 95E, 966G II, 972G II, C-10
1245142	CORE AS-OIL COOLER	3508, 3508B, 3508C, 5130, 5130B, 776C, 776D, 777, 777B, 777C, 777D, 854G, 992G, D11N, D11R, G3508, G3508B, PM3508
1275537	CORE AS	235B, 572R, 769C, 769D, 771C, 771D, 814B, 814F, 815B, 815F, 816B, 816F, 950F, 950F II, 960F, 966D, 966F, 966F II, 970F, 972G, AD40, AD45, AE40, AE40 II, C-9, C9, C9.3, CX31-C9I, D6H, D6H XL, D6H XR
1330125	CORE AS-ENGINE OIL COOLER	24M, 3406B, 3406C, 3406E, 3456, 385B, 5090B, 583T, 587T, 651B, 657B, 770, 772, 824C, 824G, 824G II, 824H, 825G II, 825H, 826G II, 826H, 834G, 834H, 836G, 836H, 980G, 980G II, 980H, 986H, 988G, 988H
1414109	CORE GP-OIL COOLER	24H, 3512, 3512B, 3512C, 3516C, 651E, 657E, 657G, 69D, 768C, 769C, 769D, 771D, 772B, 773B, 773D, 773E, 773F, 775B, 775D, 775E, 775F, 776C, 776D, 777, 777C, 777D, 777F, 777G, 784B, 785, 785B, 785C
1551216	CORE AS	966F, 966F II, 966G, 972G
1668598	CORE AS	572R II, D7R II, D8N
1873523	CORE AS-OIL COOLER	345D L, 627H, 627K, 627K LRC, 735B, 740B, 814F, 814F II, 815F, 815F II, 816F, 816F II, 824K, 825K, 826K, 966G II, 966H, 966K, 972G II, 972H, 972K, C9.3, D6R, D6R II, D6R III, D6R STD, D6T, D6T LGP, D6
2005975	CORE GP-OIL COOLER	773G, 773G LRC, 775G, 775G LRC, 776C, 776D, 777, 777B, 777C, 777D, 777G, 784C, 785, 785B, 785C, 785D, AD30, AD45B, AD55
2237962	CORE AS-OIL COOLER	365C, 365C L, 365C L MH, 374D L, 385C, 385C FS, 385C L, 385C L MH, 390D, 390D L, 621B, 621G, 623G, 627F, 627G, 631D, 631E, 631G, 633E II, 637D, 637E, 637G, 657E, 657G, 735, 735B, 740, 740B, 824K, 825K
2368745	CORE AS-OIL COOLER	14M, 16M, 345C, 345C L, 345C MH, 345D, 345D L, 725, 730, 966H, 972H, 980C, C11, C13, CX31-C13I, D8N, R1700G, RM-300, TH35-C11I, TH35-C13I, W345C MH
3793436	CORE AS-OIL COOLER	14M, 16M, 345C, 345C L, 345C MH, 345D, 345D L, 345D L VG, 349D, 349D L, 349E, 349E L, 349E L HVG, 349E L VG, 349F L, 621H, 621K, 623H, 623K, 623K LRC, 627H, 627K, 627K LRC, 725, 730, 730C, 966H, 972H
1S0172	CORE ASSEM.	D8H
1W5200	CORE AS	3606, 3608, 3612, 3616, C280-12, C280-16, C280-6, C280-8, G3606, G3606B, G3608, G3612, G3616
2W7933	CORE AS-OIL COOLER	16G, 814B, 815B, 816B, 966D
2W9978	CORE AS-OIL COOLER	12H, 12H ES, 12H NA, 140G, 140H, 140H ES, 140H NA, 143H, 160H, 160H ES, 160H NA, 163H NA, 1673C, 3176B, 3176C, 3196, 3304, 3306, 3306C, 518C, 578, 583R, 589, 65C, 75, 75C, 75D, 85C, 85D, C-10, C-12
4N2388	COOLER GP-ENGINE OIL	24H, 3126, 3412, 3412C, 3412D, 3412E, 651E, 657E, 772B, 773B, 773D, 775B, 775D, 990, 990 II, 992C, 992D, C30, C32, CG137-12, D10N, D10R, D9L, G3412, G3412C, PM3412, PR-1000, PR-750B, SCT673, SPS342
4P3754	CORE AS-OIL COOLER	3176, 3176B, 3176C, 75, 75C, 85C, C-10, C-12, R1700 II
4P7731	CORE GP-OIL COOLER	3406, 3406B, 3406C, 3406E, 3456, 735, 740, C-12, C-15, C-16, C15, C18, CX31-C15I, D350E II, D400E II, HT400, TH35-C15I
4W0419	CORE GP-OIL COOLER	3408, 3412, 3412C, 844, 844H, 854G, 854K, 990, 990 II, 990H, 992C, 992D, 992G, 992K, C27, C32, D44B, D550B, SCT673, SPS342, SPT342, TH48-E70
4W4980	CORE GP-OIL COOLER	3512, 3512B, 3512C, 777D, 784B, 784C, 785, 785B, 785C, 785D, G3512, G3512B, PM3512, SPF343, SPS343, SPT343
4W5056	CORE GP-OIL COOLER	776C, 776D, 777, 777B, 777C, 777D, 777F, 784B, 785, 785B, 785C, 785D, 789, 789B, 789C
4W5363	CORE GP-OIL COOLER	3306, 3306B, 572G, 587R, 611, 615, 615C, D10, D11N, D11R, D7G, D7G2, R1300, R1300G
4W5405	CORE GP-OIL COOLER	3512, 3516, 3516B, 3516C, 3616, 789, 994, G3516, G3516B, G3520C, G3608, G3612, PM3516, PMG3516, PP3516

ENGINE OIL COOLERS (CONT.)

Part No.	Description	Applications
4W5412	CORE GP-OIL COOLER	D10N, D10R, D10T, D9L
4W5549	CORE AS-OIL COOLER	D398B, G398
4W5550	CORE AS.	D379, D379B, G379
4W5551	CORE AS-OIL COOLER	D399
4W6428	CORE A	C18
4W7382	CORE AS-OIL COOLER	980C, 980F, 980G, PM-465
4W9822	CORE GP-OIL COOLER	3176C, 3196, 578, 583R, 583T, 587R, 587T, 980C, C-10, C-12, C11, C13, C15, C18, CX31-C13I, D8N, D8R, D8R II, D8T, PL83, PL87, R1600, R1600G, R1600H, R1700G, TH35-C11I, TH35-C13I
5H1093	CORE ASSEM.	D342, D342C, D8H
6N9211	CORE A	769, 769B, 988
6N9213	CORE A OIL	D343
6N9215	CORE AS-OIL COOLER	3306, 3306B, 528, 621E, 637D, 639D, 966D, D25C, D300B, D30C, D350C, D35C, D6C, D7F
6N9220	CORE ASSEM.	768B
6N9514	CORE ASSEM.	651E, 657E, 769C, 777, D9H
6N9653	CORE ASSEM.	D8K
6N9654	CORE ASSEM.	594H, D9H
7C0145	CORE AS-OIL COOLER	24H, 3412, 3412C, 3412D, 3412E, 374F L, 385C, 390F L, 5110B, 651E, 657E, 657G, 770G, 772G, 773B, 773D, 773E, 773F, 773G, 773G LRC, 775B, 775D, 775E, 775F, 775G, 775G
7C3039	CORE AS-OIL COOLER	16G, 16H NA, 245, 3406B, 3406C, 3406E, 3408, 3408B, 3408C, 3408E, 3456, 375, 375 L, 5080, 578, 583R, 587R, 589, 621E, 621F, 621G, 623E, 623F, 623G, 627B, 627E, 627F, 627G, 631D, 631E, 631G
7C6461	CORE GP-OIL COOLER	D10N, D10R
7C8858	CORE GP-OIL COOLER	3406E, D250B, D250D, D250E, D25D, D300B, D300D, D300E, D350E, D400E, D40D
7E2660	CORE GP-OIL COOLER	3406, 3406B, 3406C, 3406E, 3456, 735, 740, C-12, C-15, C-16, C15, C18, CX31-C15I, D350E II, D400E II, HT400, TH35-C15I
7N0098	CORE A OIL	955H
7N0110	CORE AS-ENGINE OIL COOLER	143H, 14H NA, 160H ES, 160H NA, 163H NA, 1673C, 235C, 235D, 330 FM L, 330 L, 3304, 3304B, 3306, 3306B, 3306C, 330B, 350, 627B, 627E, 627F, 637E, 639D, 65, 65C, 816B, 966F II, 966G, 970F, 972G, 973
7N0113	CORE AS-OIL COOLER	578, 725, 730, D8K
7N0125	CORE ASSEM.	D353C, G353D
7N0128	CORE AS-OIL COOLER	120G, 12G, 130G, 140G, 143H, 14G, 14H NA, 160G, 3304, 3304B, 3306, 3306B, 920, D4D, D5H, D6
7N0165	CORE AS-OIL COOLER	120G, 12G, 12H, 12H ES, 12H NA, 130G, 140G, 140H, 140H ES, 140H NA, 143H, 14G, 14H NA, 160G, 160H, 160H ES, 160H NA, 163H NA, 215, 215B, 235, 235B, 3304, 3304B, 3306, 3306B, 515, 517, 518C, 525, 527
7N3521	CORE AS-OIL COOLER	D6D, D6E, D6G, D6G2 LGP, D6G2 XL
7N6668	CORE A OIL	966A, 966B, 977H, 977K
7N6677	CORE A OIL	D6C
7W0205	CORE AS-OIL COOLER	3176B, 3408, 583K, 589, 770, 770G, 772, 772G, 793D, 824C, 824G, 825G, 826C, 826G, 980G, 988B, D8L, PM-565, PM-565B
7W1713	CORE GP-OIL COOLER	3406B, 3406C, 3406E, 772B, 773B, 773D, 775B, 775D, 784C, 785C, 785D, 789C, 789D, C-15, C-16, C15
7W2164	CORE AS-OIL COOLER	3406, 3406B, 3408, 623F, 627B, SS-250
7W6459	CORE GP-OIL COOLER	621B, 621E, 621F, 621G, 623E, 623F, 623G, 627E, 627F, 627G, 631D, 631E, 631G, 633E II, 637D, 637E, 637G, 657E, 657G
1052077	CORE AS-OIL COOLER	936F
1W0156	CORE AS-OIL COOLER	3408, 3408C, 3408E
6N9670	CORE A OIL	631, 633, 637
6N9752	CORE A	836B, 173B
1415721	CORE AS-OIL COOLER	320B
1428193	CORE AS-OIL COOLER	375, 375 L, 5080
1682174	CORE AS-OIL COOLER	D3G, D4G, D5G
1838115	CORE AS-OIL COOLER	320C
2653625	CORE AS-OIL COOLER	320D, 320D FM, 320D FM RR, 320D GC, 320D L, 320D LN, 320D LRR, 320D RR, 321C, 321D LCR, 323D L, 323D LN, 323D SA

ENGINE OIL COOLERS (CONT.)

Part No.	Description	Applications
2984558	COOLER-OIL	420E, 430E, 450E, 914G, AP555E, BG500E, C4.4, CB-54, CB-54B, CB-64, CP-44, CS-44, CS-54, CS-54B, CW-34, D3K XL, D4K XL, D5K LGP, IT14G, IT14G2, M313D, M315D, M315D 2, M317D 2, SPF343C
3354190	CORE AS-OIL COOLER	349E, 349E L, 349E L HVG, 349E L VG, 349F L
4N5915	CORE ASSEM.	980B
5S4587	CORE ASSEM.	966C
7N4382	CORE ASSEM.	966D
7Y1541	CORE AS-OIL COOLER	325, 325 L, 325 LN
7Y2109	CORE AS-RADIATOR	3116, 320 L



INTERNAL OIL COOLER UNITS

Part No.	Description	Applications
1252970	CORE AS-OIL COOLER	318C, 319C, 320B, 320C, 320C FM, 320C L, 320D, 320D FM, 320D FM RR, 320D GC, 320D L, 320D LN, 320D LRR, 320D RR, 321C, 321D LCR, 323D L, 323D LN, 323D
1328590	CORE AS	3208
1328597	CORE AS-OIL COOLER	3204, 3208, 613C
2256817	COOLER-OIL	3054C, 3054E, 312D2, 312D2 GC, 312D2 L, 313D2, 313D2 LGP, 315C, 318D2 L, 414E, 416D, 416E, 416F, 420D, 420E, 420F, 422E, 422F, 424D, 428D, 428E, 428F, 430D, 430E, 430F, 432D, 432E, 432F, 434E, 434F
2490832	COOLER-OIL	3056, 3056E
2674743	CORE AS-ENGINE OIL COOLER	120H, 120H ES, 120H NA, 120K, 120K 2, 12K, 12M, 135H, 135H NA, 140G, 140K, 140K 2, 140M, 160K, 30/30, 3116, 3126, 3126B, 3126E, 320 L, 320B, 322B L, 322B LN, 322C, 322C FM, 324D, 324D FM
2775774	CORE AS-OIL COOLER	C13, TH35-C13T
2782468	CORE AS-OIL COOLER	3126, 3126B, 3126E, C7
2817039	COOLER-OIL	12M, 320D GC, 320D L, 320D2, 320D2 GC, 320D2 L, 323D L, 323D2 L, 559, 613G, 924H, 924HZ, 928H, 928HZ, 938H, AP-600D, AP-655D, AP1000E, AP1055E, BG600D, BG655D, C6.6, C7.1, CP-56, CP-64, CP-76, CS-56
2939367	CORE AS-OIL COOLER	12H, 12M 2, 12M 3, 12M 3 AWD, 140M, 140M 2, 140M 3, 140M 3 AWD, 160M, 160M 2, 160M 3 AWD, 2290, 2390, 2391, 2491, 2590, 330C, 330C FM, 330C L, 330C MH, 330D, 330D FM, 330D L, 330D LN, 330D MH, 336D
3541274	COOLER GP-ENGINE OIL	3054C, 3054E, 312D2, 312D2 GC, 312D2 L, 313D2, 313D2 LGP, 315C, 318D2 L, 414E, 416E, 416F, 420D, 420E, 420F, 422E, 422F, 428D, 428E, 428F, 430E, 430F, 432E, 432F, 434E, 434F, 442D, 442E, 444E, 444F
5I7563	ELEMENT	320 L, 320N
7W1762	CORE AS-OIL COOLER	227, 3208, CB-614, CS-551, PS-500



RADIATOR OIL COOLERS

Part No.	Description	Applications
1047366	CORE AS-COOLER	235
1189954	CORE AS	320B, 320B L
1415974	CORE AS-OIL COOLER	322B LN, 325B L
2316877	CORE AS-O CLR	330B
2653563	CORE AS-OIL COOLER	320C, 320C FM
3128338	CORE AS-OIL COOLER	320D, 320D FM, 320D GC, 320D L, 320D LRR, 320D RR, 320D2, 320D2 GC, 320D2 L, 321D LCR, 323D L, 323D LN, 323D SA, 323D2 L
1W0225	CORE A	977K, 977L
7Y1363	CORE AS-OIL COOLER	330, 330 FM L, 330 L
7Y1960	CORE AS-OIL COOLER	320, 320 L, 320N
8N2602	CORE ASSEMBLY RADIATOR	D8K



RADIATOR OIL COOLERS (CONT.)

Part No.	Description	Applications
2235121	CORE AS-RADIATOR	993K, 994F, 994H
1W0220	CORE A	955K
1W0223	CORE A (TORQUE CONVERTER)	980B
4W1533	CORE AS-OIL COOLER	950B
6I4186	CORE AS-RADIATOR	5130, 5130B



TRANSMISSION / HYDRAULIC OIL COOLERS

Part No.	Description	Applications
1757453	CORE AS-TRANSMISSION COOLER	120M, 120M 2, 12H, 12M, 12M 2, 12M 3, 12M 3 AWD, 140H, 140M, 140M 2, 140M 3, 140M 3 AWD, 143H, 14H, 160H, 160M, 160M 2, 160M 3, 160M 3 AWD, 163H, 16H
1459283	CORE AS-TRANSMISSION COOLER	24M, 651B, 834G, 834H, 836G, 836H, 986H, 988G, 988H, C-15, C-16, C15, C18, CX31-C15I, CX31-C18I, CX35-P800
1355577	CORE AS-POWER TRAIN OIL COOLER	3406E, 651B, 657B, 824C, 824G, 824G II, 824H, 825G II, 825H, 826G II, 826H, 980G, 980G II, 980H, C-15, R2900G, R3000H
1437397	CORE AS-HYDRAULIC OIL COOLER	120H, 120H ES, 120H NA, 135H, 135H NA, 140G, 572R, 572R II, D5E, D6R, D6R II, D6R III, D6T, D7R, D7R II
2813581	CORE AS-HYDRAULIC OIL COOLER	345B II, 345B L
9Y1962	CORE AS-HYDRAULIC OIL COOLER	928F, 938F, IT28F, IT38F
2021328	CORE AS-HYDRAULIC OIL COOLER	938G II, 950G II, 962G II, IT62G II
2444498	CORE AS-HYDRAULIC OIL COOLER	966H, 972H, 980C
3495934	CORE AS-HYDRAULIC OIL COOLER	950K, 962K, 966F II, 966H, 966K, 966M, 966M XE, 972H, 972K, 972M, 972M XE, 980C
561-03-81280	COOLER, HYDRAULIC OIL KOMATSU®	HD785



SPECIALTY OIL COOLERS

Part No.	Description	Applications
2451372	COOLER AS-OIL	3054, 3054B, 416B, 416D, 420D, 424D, 428B, 428D, 430D, 432D, 438D, 442D, CB-534C, CB-535B, CP-433C, CS-431C, CS-433C, PF-290B, PS-200B, PS-360B, TH103, TH62, TH63, TH82, TH83
2451361	COOLER AS-OIL	226B, 226B3, 232B, 242B, 247B, 247B3, 257B, 3024, 3024C, C1.5, C2.2, CB-334E, CB24B
2W7590	COOLER A OIL	3204, 931, 931B, 943, D3, 910
6150-61-2124	COVER KOMATSU®	6D125, 6D125E, DCA, EGS240, EGS360,380, S6D125, S6D125E, SA6D125E, WA470



KOMATSU® OIL COOLERS

Part No.	Description	Application
20Y-03-21121	OIL COOLER ASS'Y KOMATSU®	BR350JG, PC200, PC200SC, PC210, PC220, PC230
6743-61-2210	CORE, COOLER KOMATSU®	PC300, PC300HD, PC300LL, PC350, PC350HD, PC350LL, SA6D114E, SAA6D114E, WA320, WA380, WA430
17A-03-41510	COOLER KOMATSU®	D155AX, D375A, D85EX, D85PX
206-03-51121	OIL COOLER ASS'Y KOMATSU®	BR200, BR200J, BR200R, BR200S, BR300J, BR310JG, PC200, PC210, PC220, PC240
208-03-71131	OIL COOLER ASS'Y KOMATSU®	BR580JG, PC300, PC300HD, PC300LL, PC340, PC350, PC350HD, PC350LL, PC400, PC450

RADIATORS



Part No.	Application
3019672	416E, 420E, 422E, 428E, 432E, 434E, 442E, 444E
1104347	924F, IT18F, IT24F
1132923	330, 330 L
1403634	416C, 416D, 420D, 424D, 426C, 428C, 428D, 430D, 432D, 436C, 438C, 438D, 442D
1415722	320B
1415975	322B LN, 325B L
1843896	320B
1857980	120H, 120H ES, 120H NA, 12H, 12H ES, 12H NA, 135H, 135H NA, 140H, 140H ES, 140H NA, 160H
1932767	318C, 319C, 320C, 320C FM
2105948	414E, 416E, 420E, 422E, 428E, 430E, 432E, 434E, 442E, 444E
2364430	320C
2364454	322C, 325C, M325C MH
2459359	330D, 330D FM, 330D L, 330D LN, 330D MH, 336D, 336D L, 336D LN, 336D2, 336D2 L, 340D L, 340D2 L, M330D
2565310	950H, 962H, IT62H
2625755	14G
3263870	320D, 320D FM, 320D FM RR, 320D GC, 320D L, 320D LN, 320D LRR, 320D RR, 323D L, 323D LN, 323D SA, 324D, 324D FM, 324D FM LL, 324D L, 324D LN, 325D, 325D FM, 325D FM LL, 325D L, 325D MH, 329D, 329D L
3347677	950G II, 962G II
3498238	950H, 962H
4I7514	320, 320 L
4P3377	416B, 428B
4P3379	416B, 426B, 428B, 436B, CB-434B, CB-434C, CS-323C, PS-150B
4W4986	633D, 637D, 769C
7E4639	416C, 426C, 428C, 436C, 438C
7Y1961	320 L, 320N
8N0073	120G, 12G, 130G, 140G, 14G, 160G

RADIATOR CORES



Part No.	Application
1N3219	966D
1P1683	977K, 977L
1P4404	814, 966C, 966R
1S0364	D4D

Part No.	Application
1W1895	950B
2813514	345C, 345C L, 345C MH, 345D, 345D L, 345D L VG, 349D, 349D L, W345C MH
2M4798	561B
2N5125	D343, D353C
2P1234	768B, 769
2P1332	955K, 955L
2P3775	D6C, D6D
2P4648	D4D, D4E
2P6830	627, 627B, D25C, D25D, D30C, D350C, D350E, D35C, D35HP, D400, D400E, D40D
2P8658	D9G
3R2605	D7F
3S4069	D7F
3S6223	CORE
4F7979	CORE
4L0648	3408, 3408E, 3412, 3412C, 3412E, 3512, D348, D349, D379, G3412, G398, PM3412
4L4687	D342C, D343, G342C
4N3474	941, 951B
4N6298	D6C, D6D
4N7279	D7G
4N8190	3306, 3306B, 3406, 3406B, 3406C, 3408, 3408C, 3408E, 3412, 3412C, 3412E
4N8559	3406, 3406B, 3406C, 3408, 3408B, 3408C, 3408E, 3412, 3412C, 3412E, G3406, G3408, PR-450, PR-450C
4N8995	3406, 3406C, 3408, 3408C, 3408E, 3412, 3412C, 3412E, 3512, G3408, G3412
4N9374	16G, 627B
4N9691	988B
4W4987	633D, 637D, 988B
5S0602	621, 621E, 621R, 623
5S4592	D4D
5S5991	955K, 955L
5S8450	D5
5S8451	561C, D5
6H9008	CORE
6L2344	3512, D398, D398B, G399
6N0541	561C, D5, D5B
6N0542	D5, D5B
6N0957	D8K
6N0973	594H, D9H
6N1218	D7G, D7G2
6N1939	777
6N9786	980C
7E5897	CORE
7N1097	988B
7N2191	D9L
7N3111	528, 528B, 530B
7N3112	D8L

Part numbers are used for reference purposes only.

Costex Tractor Parts Copyright © 2023. All rights reserved.



RADIATOR CORES (CONT.)

Part No.	Application
7N3542	3306, D250B, D250E, D250E II, D300B, D300D, D300E, D300E II, D6D, D6D SR, D6E, D6E SR, D6F SR, D6G SR
7N4384	D6D, D6E, D6G, D6G2 LGP, D6G2 XL
7N4987	D5B, D5E
7N6223	D4D, D4E, D4E SR
7S1085	140, 140B, 14E, 920, 930, 930R
7S1852	CORE
7S2244	950
7S2385	D6C
7S2530	CORE
8N3545	D4E
8N5979	621, 621B
8N7857	930R
8N7859	120B, 930R
8N8842	561D, D5B
8S2640	941, 951B
8S2645	D8H
8S2646	D8H
8S2798	D9G
9S4103	988
9S4104	988
9S5149	980B
9S6157	824B
9S9022	D9G
9Y5983	3508, 3508B, 3512, 3512B, 3512C, 3516, 3516B, 3516C



FOLDED CORE RADIATORS

Part No.	Machine Model
1082387	527, 561M, 938G, 950G, 962G, D5M, D6M, IT38G, IT62G
1093622	572R, 572R II, 583R, 587R, 621G, 623G, 627G, 657B, 966G II, 972G II, D10N, D10R, D6R, D6R II, D7R, D7R II, D8R, D8R II
1139539	572R II, 583R, 587R, D7R, D7R II, D8R, D8R II
1192166	631G, 637G
1194774	24H, D10N, D10R, D8L, D9N, D9R
1634057	D10T, D9R
1634058	CORE
1634059	D9R
1634061	D10N, D10R, D6R, D6R II, D7R, D7R II, D8N, D8R, D8R II, D8T
1634062	D7R II, D8R, D8R II
1708541	631D, 631G, 637G, 769D, 771D, 824C, 824G II, 825G II, D10N, D10R
1750505	D6R, D7R
2138188	D11R, D11T
2139906	D10N, D10R, D10T, D9T
2191073	D11R, D11T
2200538	583T, 587T, D8N, D8R, D8T, PL83, PL87

FOLDED CORE RADIATORS (CONT.)

Part No.	Machine Model
2235060	980H
2278918	D6R II, D7R II, D8R, D8R II
2562090	D10N, D10R, D10T, D9R, D9T
2W0181	3508, 3508B, 3512, 3512B, 3516, 3516B, 784B, 784C, 785, 785B, 785C, 785D, 789, 789B, 793C, G3512, G3516
2W5536	916, 926, 926A, 936, CS-643, D3B, D4H, D4HTSK II, G936, IT28
2W5537	D6D
2W5539	3176B, 627E, 627F, 627G, 637E, 637G, 65, 65C, 65E, 75, 75C, 75D, 75E, 789C, 793, 793B, 793C, 950B
2W5540	16G, 16H, 16H NA, 3406B, 3408, 3412, 572G, 578, 621E, 621F, 621G, 623E, 623F, 623G, 627E, 627F, 627G, 793C, 814B, 815B, 816B, 966D, D6H, D6H II, D7G, D7H, D8N, G3406
2W6632	3408, 3412, 3508, 3508B, 3508C, 3512, 3512B, 3516, 3516B, 651E, 657E, 797, 797B, D10N, G3412, G3508, G3512, G3516
4P0251	950F, 950F II, 960F
4P0854	D6H, D6H XL, D6H XR, D6R, D7R
4P0890	916, 926, 936, 936F, D4H, D4H XL, D4HTSK II, D4HTSK III, G936, IT28B
4P0891	561M, 928F, 938F, 938G, D5H, D5H XL, D5HTSK II, D5M, IT28F, IT38F, IT38G
4P0893	950F, 950F II, 960F
4P0894	815B, 966D, D6H, D6H XL, D6H XR, D7H
4P0897	814F, 815F, 816F, 966F, 966F II, 970F, 980F, 980F II
4P5711	988F, 988F II
4P6508	970F, 980F
4W4146	3406B, D5H, D5HTSK II
6I2432	814F, 815F, 980G II, D9R
6I2433	D8L, D9N, D9R
7E7760	814F, 815F, 816F, 966F, 966F II, 970F
7E9595	578, 621G, 623G, 627G, 824G, 825G, 826G, 980G, D8N
7W2173	776C, 776D, 777, 777B, 777D, 797, 797B
7W9541	3508, 3508B, 3508C, 3512, 3512B, 3516, 3516B, 795F AC, 795F XQ, D11N, G3508, G3512, G3516
8N4364	CORE
9Y3317	3408, 3412, 3508, 589, 631E, 631G, 633E II, 637E, 637G, 657E, 69D, 769C, 769D, 771C, 771D, 988B, D8L, D9N, G3512, G3516
9Y3318	789D, 795F AC, 795F XQ, 824C, 826C, 980C



RADIATOR & OIL COOLERS

Part No.	Machine Model
1166562	933C, 939C, D3C III, D4C III, D5C III
1516458	330B L
4I7502	3116, 320 L, 320N



RADIATOR CORES FOR KOMATSU®

Part No.	Application
17A-03-41113	D155A, D155AX
206-03-51110	PC200, PC220

Part No.	Application
207-03-71110	PC300, PC300HD, PC300LL, PC340, PC350, PC360, PC380
207-03-75120	PC300, PC300HD, PC300LL, PC340, PC350, PC350HD, PC350LL, PC400, PC450
207-03-75121	PC300, PC350, PC350HD, PC400, PC450
208-03-61610	BR500JG, PC400, PC400ST, PC450
20Y-03-31111	BP500, BZ210, PC200, PC200SC, PC210, PC230NHD
20Y-03-41651	PC200, PC210, PC230NHD
423-03-21111	WA350, WA380, WA400, WA420

RADIATOR COOLING FANS STANDARD & REVERSIBLE



RADIATOR COOLING FANS (METAL)

Part No.	Blades	Description	Application
1141152	8	SPIDER AS-FAN	D9R, R2900G, R3000H
2459293	8	SPIDER AS	330D, 330D FM, 330D L, 330D LN, 330D MH, 336D, 336D L, 336D LN, 336D2, 336D2 L, 340D L, 340D2 L, M330D
2460616	8	SPIDER AS-FAN	950 GC, 950H, 950K, 962H, 962K, 966F II, D6T LGP, D6T LGPPAT, D6T XL, IT62H
2626813	8	SPIDER AS-FAN	966H, 966K, 966M, 966M XE, 972H, 972K, 972M, 972M XE, 980C, 980G, 980H, 980K, 980K HLG, 980M, 982M
1080725	8	SPIDER AS-FAN	D6M
1188458	8	SPIDER AS-FAN	572R II, D7R, D7R II, D8R
1189917	8	SPIDER AS-FAN	322, 322 FM L, 322 LN, 322B L, 322B LN, 325B, 325B L, M325B
1197864	6	SPIDER AS-FAN	120H, 135H, 938G, 950G, 962G, IT38G, IT62G
1265975	8	SPIDER AS-FAN	416C, 416D, 426C, 428C, 436C, 438C
1730419	8	SPIDER AS-FAN	583R, 587R, D8R, D8R II
1947049	8	FAN	120H, 120H ES, 120H NA, 12H, 12H ES, 12H NA, 135H, 135H NA, 140H, 140H ES, 140H NA, 143H, 14H NA, 160H, 160H ES, 160H NA, 163H NA
1N8173	6	SPIDER AS-FAN	3304, 3304B, 3306, 3306B, CB-534, G3306, G3306B
1P7936	6	SPIDER AS-FAN	M313C, M313D, M315C, M315D, M315D 2, M316C, M316D, M317D 2, M318C, M318C MH, M318D, M318D MH, M322C, M322D, M322D MH
1S0572	8	SPIDER ASSEM.	D8H
1W7940	8	SPIDER AS-FAN	D6H, D6H XL, D6H XR
2302847	8	SPIDER AS	365C, 365C L, 365C L MH
2501911	8	SPIDER AS-FAN	583T, 587T, 973D, D6R, D6R II, D6R III, D6T, D8N, D8R, D8T, PL83, PL87
2P2521	5	SPIDER AS-FAN	3114, 3116, 3126, 613, CP-563, CS-531, CS-531C, CS-533, CS-533C, CS-563C, CS-573, CS-573C, CS-583, CS-583C
2P8907	6	SPIDER AS-FAN	120G, 12G, 130G, 140G, 14G, 160G
2S4638	8	SPIDER ASSEM.	631C, 988, D8H
2W5082	8	SPIDER AS-FAN	589, D8L
3N2444	6	SPIDER AS-FAN	3114, 3116, 3126, 3160, 3208, CS-551
4N2571	6	SPIDER AS-FAN	3126B, 3176B, 3176C, 3196, 3304, 3304B, 3306, 3306B, 3406, 3406B, 3406C, 3408, 3408C, 3408E, 3412, 3412C, 3412E, 3456, C-10, C-12, C-9, C11, C13, C7, C9, CX31-C13I, CX31-C9I, G3306, G3306B, G3406
4N2572	6	SPIDER AS-FAN	3126B, 3176B, 3176C, 3196, 320 L, 325C, 330, 330 FM L, 330 L, 3304, 3306, 3306B, 330B, 330B L, 3406, 3406B, 3406C, 3408, 3408C, 3408E, 3412, 3412C, 3412E, 725, 730, 735, 740, C-10, C-12, C-9, C11, C13
4N3092	8	SPIDER AS	3126B, 3176B, 3176C, 3196, 3406, 3406B, 3406C, 3406E, 3408, 3408C, 3408E, 3412, 3412C, 3412E, 350, C-10, C-12, C-15, C-16, C-9, C11, C13, C15, C18, C9, C9.3, CX31-C13I, CX31-C15I, CX31-C9I, CX35-P800
4N3339	8	SPIDER AS	3406, 3408, 3408C, 3408E, 3412, 3412C, 3412E, 3508, 3512, 3516, C15, C18, C27, C32, G3406, G3408, G3412, G3512, TH48-E70
4N8344	6	SPIDER ASSEM.	515, 518, 518C, 525, 936, 936F, 943, 950, 953, 955L, D5, D5B, G936
4N8434	6	SPIDER AS-FAN	16G, 16H NA, 621B, 621E, 621F, 623E, 623F, 627E, 627F, RM-350B, SM-350

Part numbers are used for reference purposes only.

Costex Tractor Parts Copyright © 2023. All rights reserved.

RADIATOR COOLING FANS (METAL)

Part No.	Blades	Description	Application
4N8871	6	SPIDER AS-FAN	517, 916, 920, 926, 941, D4D, D4E, D4H, D4H XL, D4HTSK II, D4HTSK III, IT28
4W0255	8	SPIDER AS-FAN	578, 815B, 966D, 973, D6R, D7H, D8N
4W8409	8	SPIDER A-FAN	583K, D8K
5M5880	6	SPIDER ASSEM.	951B, 955H
5M5881	6	SPIDER ASSEM.	12E
5S1421	8	SPIDER ASSEM.	966C
5S9897	8	SPIDER	215, 561B, 574, D4D
6I0263	8	SPIDER AS-FAN	245B, 245D, 3456, 657E, 816F, AD40, AD45, AE40, AE40 II, C-16, C15, C18, CX31-C15I, CX35-P800, TH35-C15I
6I1363	8	SPIDER AS-FAN	910, 931B
6I1364	6	SPIDER AS-FAN	910
6N0590	8	SPIDER ASSEM.	D9G, D9N
6N2687	8	SPIDER AS-FAN	3456, 826C, 980C, 980F, 983B, C-16, C15, C18, CX31-C15I, CX35-P800, R1600, R1600G, R1600H, R1700 II, R1700G, R2900, R2900G, TH35-C15I
6N5339	8	SPACER ASSEM.	3406, 834B, 988B
7C5591	6	SPIDER AS-FAN	561B, D4D
7E3557	8	SPIDER AS-FAN	572R, 814F, 815F, 966F, 966F II, 970F, D7R, R1700G, R2900G
7N0476	8	SPIDER AS-FAN	950B, 963, 963B, 966C, R1300
7N2131	8	SPIDER ASSEM.	D8L
7N8253	6	SPIDER AS-FAN	527, 561M, 918F, 924F, D5H, D5H XL, D5HTSK II, D5M, IT18F, IT24F
7S0542	6	SPIDER AS-FAN	14E, 561C, 920, 930, 941, 950, D3B, D3C, D4D, D4E, D4E SR, D5
7S0543	6	SPIDER ASSEM.	14E, 3208, 518, 561C, 950, 955K, 955L, D5, D5B, D5E, D6C
7S0544	6	SPIDER ASSEM.	225, 229, 3208, 561C, 613C, 950, 955K, D5, D5B, D6C
7S0545	6	SPIDER ASSEM.	627, 966C
7S0546	6	SPIDER AS-FAN	627, 814, 815, 966C, 977K, 977L, 980B, D6C, D6D, D6E, D6E SR, D6G, D6G SR, D6G2 LGP, D6G2 XL
8N0036	6	SPIDER AS-FAN	235
8N6584	6	SPIDER AS-FAN	3408, 3412, D6D, D6G2 LGP, D6G2 XL
9M1904	8	SPIDER ASSEM.	955K
9N6010	8	SPIDER AS-FAN	322C, 325, 325 LN
9S9696	8	SPIDER ASSEM.	572G, D7F, D7G, D7G2
9Y7840	8	SPIDER AS-FAN	950F, 950F II
600-633-0851	6	FAN, COOLING KOMATSU®	6D125, 6D125E, S6D125, S6D140E, SA6D110



RADIATOR COOLING FANS (COMPOSITE)

Part No.	Blades	Description	Application
1976548	9	SPIDER AS-FAN	M315C, M315D, M316C, M316D, M318C, M318C MH, M318D, M322C, M322D, M322D MH
1067637	7	FAN AS	3054, 3054B, 3054C, 3054E, 3056, PF-300C
1115767	7	FAN	3054, 3054B, 3056, 3056E, C4.4, SPF343C
1142474	10	FAN	3054E, 3056, 3056E, 312, 312B L, 315, 315B L, 317, C4.4, C6.6
1200300	8	FAN AS	M318, M320
1226708	10	SPIDER AS-FAN	3054, 3054B, 416C, 426C, 428C, 436C, 438C, 914G, AP-300, IT14G, PS-150B, TH62, TH63, TH82, TH83
1352407	10	FAN	311B, 311C, 311D LRR, 312B, 312C, 312C L, 312D, 312D L, 312D2, 312D2 GC, 312D2 L, 313D, 313D2, 313D2 LGP, 314C, 314D CR, 314D LCR
1355792	6	FAN AS	320B, 322C, 322C FM, 325C, 325C FM, M325C MH
1423391	9	SPIDER AS	414E, 416C, 416D, 416E, 420D, 420E, 422E, 424D, 426C, 428C, 428D, 428E, 430D, 430E, 432D, 432E, 434E, 436C, 438C, 438D, 442D, 442E, 444E, 793D, 793F, 793F CMD, 793F-XQ, 797, 797B, 906H, 906H
1786578	6	FAN	318C, 319C, 320C, 320C FM
1851046	9	SPIDER AS-FAN	924G, 924GZ, 924H, 924HZ, 928H, 928HZ, 930G, IT28G
1931015	9	FAN AS-SUCTION	M318, M320
1978159	7	SPIDER AS-FAN	M313C, M313D, M315C, M315D, M315D 2, M316C, M316D, M317D 2, M318C, M318C MH, M318D, M318D MH, M322C, M322D, M322D MH
2040910	9	FAN AS	320C, 320C FM, 320C L, 321C, 330C, 330C FM, 330C L, 330C MH
2175513	7	FAN	315D L, 318D L, 318D2 L, 319D, 319D L, 319D LN
2302892	11	FAN AS	320E, 320E L, 320E LN, 320E LRR, 320E RR, 323E L, 324D, 324D FM, 324D FM LL, 324D L, 324D LN, 324E, 324E L, 324E LN, 325D, 325D FM, 325D FM LL, 325D L, 325D MH, 326D L, 328D LCR, 329D, 329D L, 329D LN
2418534	8	SPIDER AS	120K, 120K 2, 120M, 120M 2, 12K, 12M, 12M 2, 12M 3, 12M 3 AWD, 140K, 140K 2, 140M, 140M 2, 140M 3, 140M 3 AWD, 14M, 160K, 160M, 160M 2, 160M 3, 160M 3 AWD, 613G, 627H, 627K, 627K LRC, 797F, 953D, 963D
2459343	10	FAN AS	320D, 320D FM, 320D GC, 320D L, 320D LRR, 320D RR, 321D LCR, 323D L
2459344	10	FAN AS	320D, 320D FM, 320D FM RR, 320D GC, 320D L, 320D LN, 320D LRR, 320D RR, 320D2, 320D2 GC, 321C, 321D LCR, 323D L, 323D LN, 323D SA
4I7592	6	FAN AS	3116, 320 L
5I7894	7	FAN	311, 315, 315B, 317B LN, 318B, E110B
5I8000	6	FAN	315C, 320 L, 320B
600-623-8580	9	FAN, COOLING KOMATSU®	D41E, D41E6T, D41P, S6D102E, SAA4D102E, SAA6D102E
600-625-7550	10	FAN, COOLING KOMATSU®	HM400, PC118MR, PC160, PC180, PW118MR, PW130, PW130ES, PW140, PW148, PW160, S4D102E, S4D95L, S6D95L, SAA4D102E, SAA4D107E, SAA4D95LE
600-625-7620	9	FAN KOMATSU®	PC1100, PC1100SE, PC1100SP, PC1250, PC1250SE, PC1250SP, PC200, PC200EL, PC200EN, PC200LL, PC200Z, PC210, PC220, PC220LL, PC230NHD, PC240, PC250, PC270, PC290, PW180, S6D102E, SAA4D107E, SAA6D102E
600-633-0801	9	FAN, COOLING KOMATSU®	DCA, EGS300, S6D125, S6D140, SA6D125E, WA1200
600-635-5870	6	FAN KOMATSU®	HM300, PC300LL, PC350LL, PC400, PC450, SAA6D114E, SAA6D125E
600-635-7870	6	FAN, COOLING KOMATSU®	PC300, PC300HD, PC340, PC350, PC350HD, PC360, PC390, PC390LL, PC400, PW400MH, SAA6D114E, SAA6D125E



RADIATOR COOLING FANS REVERSIBLE

Part No.	Blades	Description	Application
1251362	8	FAN AS-REVERSE	578, D6R, D6R II, D6R III, D6T, D7H, D8N
1359960	8	FAN AS	D9R
1479670	8	FAN AS-REV	D4D, D7F, D7G, 641, 651, 657, 666
1479672	8	FAN AS-REVERSIBLE	572R, 572R II, 583R, 587R, D7R, D7R II, D8R, D8R II
1479674	8	FAN AS-REV	594H, D9H

### FAN ADAPTERS



Part No.	Description	Application
1204879	ADAPTER	3406C, 3406E, 3456, C-15, C-16, C-18, C15, C18, C32, CX31-C15I, CX35-P800, D350E II, D400E II, PM3456, TH35-C15I
3244053	ADAPTER	320D, 320D FM, 320D FM RR, 320D GC, 320D L, 320D LN, 320D LRR, 320D RR, 321D LCR, 323D L, 323D LN, 323D SA
2P2788	ADAPTER-FAN	572G, 611, 615, 615C, 65, 65C, 70C, 950B, C27, C32, D6C, D7F, D7G, D7G2, TH48-E70
6N2661	ADAPTER-FAN	824C, 826C, 980C, 980F, 980F II
9Y1955	ADAPTER-FAN	950F, 950F II, 960F



### FAN DRIVES

Part No.	Description	Application
2813588	DRIVE AS-FAN	320D, 320D FM, 320D FM RR, 320D L, 320D LN, 320D LRR, 320D RR, 321C, 321D LCR, 323D L, 323D LN
3096159	DRIVE AS-FAN	D6N
vvv	DRIVE AS-FAN	963C
3191608	DRIVE AS-FAN	D6N LGP
3219994	DRIVE AS-FAN	320D GC, 320D L, 320D2, 320D2 GC, 320D2 L, 320E, 320E L, 320E LN, 320E LRR, 320E RR, 323D L, 323D2 L, 323E L, 324E, 324E L, 324E LN, 329E, 329E L, 329E LN, C7.1
3240123	DRIVE AS-FAN	320D, 320D FM, 320D FM RR, 320D GC, 320D L, 320D LRR, 320D RR, 321D LCR, 323D L, 323D LN, 323D SA
3592658	DRIVE AS-FAN	320E, 320E L, 320E LN, 320E LRR, 320E RR, 323E L
3763070	DRIVE AS-FAN	336E, 336E H, 336E HVG, 336E L, 336E LH, 336E LN, 336F L
4182229	DRIVE AS-FAN	323D2 L
4629952	DRIVE AS-FAN	324D, 325D, 328D, 329D, M325D



### FAN PARTS

Part No.	Description	Application
1035686	HOUSING AS	3054, 3056, 416C, 426C, 436C, PS-150B
1328238	HOUSING AS	3054, 3054B, 3056, 3056E, 416C, 416D, 420D, 424D, 426C, 428C, 428D, 430D, 432D, 436C, 438C, 438D, 442D, 554, BB-760, CP-433C, CS-323C, CS-431C, PS-150B
1328239	HOUSING AS	3054, 3054B, 3056, 3056E, 307, 312, 312B L, 312C, 315, 315B L, 317, 554, 564, 574B, 914G, AP-800C, BG-225B, BG-225C, CB-434B, CB-434C, CB-534B, CB-534C, CB-535B, CB-544, CB-545, CP-433C, CP-433E, CS-4
1505870	SHAFT	345C, 345C L, 345C MH, 365B, 365B II, 365B L, 365C, 365C L, 365C L MH, 385B, 385C, 385C FS, 385C L, 385C L MH, 5090B, W345C MH

### FAN PARTS (CONT.)

Part No.	Description	Application
6I0651	HOUSING AS	416B, 426B, 428B
6Y8043	PLATE	349E, 349E L, 349E L HVG, 349E L VG, 349F L, 918F, 924F, 973C, 973D, D6T, IT14B, IT18F, IT24F
7C8634	PLATE	1090, 1190, 1190T, 120H, 120H ES, 120H NA, 120K, 120K 2, 1290T, 12H, 12H ES, 12H NA, 12K, 135H, 135H NA, 140H, 140H ES, 140H NA, 140K, 140K 2, 143H, 160H, 160H ES, 160H NA, 160K, 163H NA, 214B, 224B,
8N9766	SPACER	3508, 3512, 3516, 773G LRC, 775G LRC, 776C, 776D, 777, 777B, 777C, 777D, 777F, 777G, 785
9S8476	FLANGE ASSEM.	824B



### FAN GUARDS

Part No.	Description	Application
1P7763	GUARD AS-FAN RH	3304, 3306, D6C, D6D, D6E, D6E SR, D6G, D6G SR, D6G2 LGP, D6G2 XL
1P7764	GUARD AS-FAN LH	3304, 3306, 627B, D6C, D6D, D6E, D6E SR, D6G, D6G SR, D6G2 LGP, D6G2 XL
1W7664	GUARD A-FAN	D6C, 950
2P1117	GUARD ASSEM.	D8K



### REFRIGERANT CONDENSER FANS

Part No.	Description	Application
1428620	FAN AS-CONDENSER	135H, 135H NA, 143H, 14H, 14H NA, 160H ES, 160H NA, 163H NA, 517, 527, 539, 816F, 816F II, 824G II, 824H, 826C, 826G, 826G II, 826H, 834G, 834H, 836, 836G, 836H, 910G, 914G, 928G, 950H, 953C, 963C
3043715	FAN AS-CONDENSER	914G, 924GZ, 924H, 928HZ, 930G, 953C, 953D, 963C, 973C, D5N, D6G2 LGP, D6G2 XL, D6N, D7G2, IT14G, IT14G2, IT28G
3200440	FAN AS	906, 908, 910K, 914K, D3G, D3K XL, D3K2 LGP, D4G, D4K XL, D4K2 XL, D5G, D5K LGP, D5K2 XL
3508687	FAN AS-CONDENSER	621H, 623H, 627H, 924G, 924H, 924HZ, D6K XL, D6T LGP, D6T LGPPAT, D6T XL, D8T
3587085	FAN AS	414E, 416D, 416E, 416F, 420D, 420E, 420F, 422E, 422F, 424D, 428D, 428E, 428F, 430D, 430E, 430F, 432D, 432E, 432F, 434E, 434F, 438D, 442D, 442E, 444E, 444F, 446D, 450E, 450F, D3G, D4G, D5G
3639591	SHROUD AS-FAN	324E, 324E L, 324E LN, 329E, 329E L, 329E LN, 336E, 336E H, 336E HVG, 336E L, 336E LH, 336E LN, 349E, 349E L, 349E L HVG, 349E L VG, 568 FM LL
4848774	FAN AS-CONDENSER	D4, D6K, 914G, 924G, 924H, 928G, 930G, IT14G, IT28G
ND263500-0280	MOTOR ASSY KOMATSU®	GD825A, WA300, WA300L, WA320, WA350, WA380, WA400, WA420, WA430, WA450, WA450L, WA470, WA480, WA500, WA600, WA700, WA800, WA800L, WA900, WA900L, WD500, WD600, WD900, WF450, WF450T, WF650T

### WATER TEMPERATURE REGULATORS

Part No.	Application
1028392	3114, 3116, 3126, 3208
1118010	3304, 3304B, 3306, 3306B, 3306C
1167577	3306, G3304, G3304B, G3306, G3306B
1193075	3114, 3116, 3126, 3126B, 3126E, C7



Part No.	Application
1265869	3114, 3116, 3126, 3126B
1429675	G3512, G3516, G3520C, G3612, G3616
2S4044	1673



WATER TEMPERATURE REGULATORS (CONT.)

Part No.	Application
2046708	3508B, 3508C, 3512, 3512B, 3516B, G3512, G3512B, G3512E, G3516, G3516C, G3520B, G3520C, G3520E, G3606, G3606B, G3608, G3612, G3616, PMG3516
2169737	3056, 3056E
2193240	3508, 3508B, 3508C, 3512, 3512B, 3512C, 3516, 3516B, 3516C, G3516B, G3520B, G3520C, G3606, G3606B, G3608, PM3508, PM3512, PM3516, PMG3516, PP3516
2202748	3054, 3054B, 3056
2354960	3044C
2477133	3126B, 3176, 3176B, 3176C, 3196, 3306, 3306C, 3406B, 3406C, 3406E, 3408
2485513	3176
2495541	3013C, 3024, 3024C, C1.1, C1.5, C2.2
2542267	3054C, 3054E
2542268	3054C, 3054E, C3.3, C4.4
2542269	3054C, 3054E, C4.4
2845421	3126, 3208, C-9, C9
3696662	3126, 3126B, 3126E

Part No.	Application
4N6959	1150, 3160
4P1506	G3508, G3508B, G3512, G3512B, G3516, G3516B, G3520B, G3520C
4W4011	3116, 3126, 3208, 3406B, 3408, 3412, 3508, 3508C, 3512, 3512C, 3516C, 3606, 3608, 3612, 3616
4W8063	3034, 3054, 3056
4177782	C4.4, C6.6, C7.1
4184163	6030
5I8010	3066, C6.4
6I4953	3606, 3608, 3612, 3616, C18, C280-12, C280-16, C280-6, C280-8, C32, G3512, G3516, G3516C, G3520C, G3520E, G3606, G3606B, G3608, G3612, G3616
6I4955	3606, 3608, 3612, 3616, C140-16, C18, C32
6N4540	D353C
7W0371	3508, 3512, 3516, G3516
9N5121	3116, 3208
9N6341	3208
9S3808	3304, 3306

# WATER PUMPS I



Part No.	Engine	Application
1004952	3116, 3126	INDUSTRIAL, TRUCK, MARINE
1025844	3176, 3176B	TRUCK
1072473	3044C	933, 933C, 939, 939C, D3C III, D4C III, D5C III
1175033	3046	315, 315B, 315C, 317B LN, 318B, D3C III, D3G, D4C III, D4G, D5C III, D5G
1252989	3066	311, 311B, 312B, 320B, 320N, 321B
1252991	3066	320B, 320N
1265918	3116	TRUCK
1392614	3054, 3054B	312B L, 416C, 416D, 424D, 426C, 428C, 436C, 438C, AP-800C, BG-225B, CB-434C, CB-534C, CB-535B, CP-433C, CS-323C, CS-431C, CS-433C, TH210
1408068	3126, 3126B, 3126E, C7	TRUCK
1487192	3056	INDUSTRIAL, GENERATOR, MARINE
1530164	3034	216, 228, 236, 247, 267, 3034, 906
1593140	3116, 3126	CL210, D20D, D250D, INDUSTRIAL, TRUCK
1593141	3116, 3126, 3126B, 3126E, C-9, C7	613C II, 938G, AP-755, PM-102, SPP101
1593142	3114, 3116	533, 543, 924F, AP-1000, AP-1000B, AP-1050, AP-1055B, BG-2455C, BG-245C, CB-634C, CB-634D, CP-563, CS-531C, CS-533C, CS-563C, CS-573C, CS-583C, IT12B, IT24F, TK370, TK371, TK380, TK381
1727760	3304, 3304B, 3306, 3306B, 3306C, G3304B, G3306B	330, 330B L, 350, 517, 527, 545, 611, 615C, 966F, 966F II, CB-534, D4H, D4HTSK III, D6D, D6G2 XL, D6H, D7G, D7H, R1300, R1300G
1727763	3306	966F, 966F II, 966G, 972G, D250E II, D300E II
1727764	G3304, G3306, G3306B	GENERATOR
1727765	3306, 3306B	235B, 330, 330B L, 572R, 627B, 627F, 627G, 637E, 637G, 65C, 814F, 815F, 816F, 966F II, 970F, 972G, 973, 973C, D250E, D250E II, D300E, D6R, D7G, D7G2, D7R, W330B
1727771	3304, 3304B, 3306, 3306B	INDUSTRIAL, GENERATOR, MARINE
1727778	3304, 3306	120G, 130G, 140G
1731282	3034	236, 248, 267, 287

WATER PUMPS (CONT.)

Part No.	Engine	Application
1745986	3456	24M, 583T, 587T, 621B, 621G, 623G, 627F, 627G, 631D, 631E, 631G, 633E II, 637D, 637E, 637G, 651B, 657E, 657G, 770, 772, 824C, 824G, 824G II, 824H, 825G II, 825H, 826G II, 826H, 834G, 834H, 836G
1752382	3306	D6G2 LGP, D6G2 XL, D6R
1786633	3064, 3066	311C, 311D LRR, 312C, 312C L, 312D, 312D L, 313D, 314C, 314D CR, 314D LCR, 315D L, 318C, 318D L, 319C, 319D, 319D L, 319D LN, 320C, 320C FM, 320C L, 320D, 320D FM, 320D FM RR, 320D GC, 320D L, 320D LN
1838232	3066	320C
2128176	3508, 3508B, 3508C, 3512, 3512B, 3512C, 3516B, G3508, G3512, PM3508	5130B, 776C, 776D, 777, 777B, 777C, 777D
2128177	3508B, 3512, 3512B, 3512C, 3516, 3516B, 3516C, G3508, G3508B, G3512, G3512B, G3512E, G3516, G3516B, PM3512	777D, 784C, 785, 785B, 785C, 785D, 789B, 789C, 789D, 793B, 793C, 994, 994D, 994F, 994H, PM35
2307355	3054C, 3054E	312D2, 312D2 GC, 312D2 L, 313D2, 313D2 LGP, 315C, 318D2 L, 414E, 416D, 416E, 416F, 420D, 420E, 422E, 422F, 424D, 428D, 428E, 428F, 430D, 430E, 432D, 432E, 434E, 434F, 442D, 442E, 444E
2346110	3056E	924G, 924GZ, 930G, AP-655C, BB-760, CP-573E, CP-663E, CS-563E, CS-583E, CS-663E, CS-683E, IT28G, M316C, M318C, M318C MH, M322C
2396142	3054, 3054B, 3056	312B L, 312C, 315B L, 416C, 416D, 420D, 424D, 426C, 428C, 428D, 430D, 432D, 436C, 438C, 442D, 554, 908, 924G, 924GZ, AP-800C, BG-225B, BG-225C, CB-434C, CB-534C, CB-535B, CP-433C
3110053	3013, 3013C, 3014, 3024, 3024C, C1.5, C2.2	302.5, 303.5, 304.5, 902, CB-214D, CB-334D, CB-334E, CB-335D
3359117	3044C, C3.4	236B, 236B3, 242B3, 246C, 252B, 252B3, 256C, 257B3, 259B3, 262C, 262C2, 267B, 268B, 272C, 277C, 277C2, 279C, 279C2, 287C, 287C2, 289C, 289C2, 297C, 299C, 906, 906H, 907H, 908, 908H
3502536	C-9, C9	973C, D6R, D6R II, D6R III, D6R STD, D6T, D7R XR
3502537	C-9	INDUSTRIAL
3520200	3412, 3412C, 3412D, 3412E, C27, C32, CG137-12	5110B, 651E, 657E, 773B, 773D, 773E, 773F, 775B, 775D, 775E, 775F, 844, 844H, 990, 990 II, 990H, 992C, AD55B, AD60, CX35-P800, D10N, D10R, D8L, D9L, D9N
3520202	C27, C32	777C, 777D, 777F, 854K, 992K, 993K, D10N, D10R, D10T, D11R, D11T
3520206	C11, C13	14M, 16M, 345C, 345C L, 345C MH, 345D, 345D L, 345D L VG, 349D, 349D L, 725, 730, 966H, 972H, 980C, CX31-C13I, D8N, R1600H, R1700G, RM-300, TH35-C11I, W345C MH
3520209	3408, 3408C, G3408, G3408B, G3408C	631D, 631E, 633E II, 637E, 657E, 769C, 769D, 771D, 834B, 988F II, CG137-08, D8L, D9N
3522076	C-9, C9	330C, 330D, INDUSTRIAL
3522080	3126B, 3126E, C-9, C7, C9	586C
3522081	3126, 3126B, 3126E, 3516C, C7, C9, C9.3	12H, 140M, 140M 2, 160M, 160M 2, 525C, 535C, 545C, 573, 584, 627G, 637D, 637E, 637G, 814F II, 815B, 815F II, 816F II, 950H, 962H, IT62H
3522109	3126, 3126B, 3126E, 3516C, C7, C9, C9.3	12H, 140M, 140M 2, 160M, 160M 2, 525C, 535C, 545C, 573, 584, 627G, 637D, 637E, 637G, 814F II, 815B, 815F II, 816F II, 950H, 962H, IT62H
3522123	C-9, C9	2290, 2390, 2391, 2491, 2590, 330C, 330C FM, 330C L, 330C MH, 330D, 330D FM, 330D L, 330D LN, 330D MH, 336D, 336D L, 336D LN, 336D2, 336D2 L, 340D L, 340D2 L, 511, 521, 521B, 522, 522B, 532, 541, 541
3522125	C-9, C9	2290, 2390, 2391, 2491, 2590, 330C, 330C FM, 330C L, 330C MH, 330D, 330D FM, 330D L, 330D LN, 330D MH, 336D, 336D L, 336D LN, 336D2, 336D2 L, 340D L, 340D2 L, 511, 521, 521B, 522, 522B, 532, 541, 541
3522139	3126, 3126B, 3126E	120H, 120K, 120K 2, 12K, 12M, 135H, 140G, 140K, 140K 2, 140M, 160K, 322C, 322C FM, 324D, 324D FM, 324D FM LL, 324D L, 324D LN, 325C, 325C FM, 325D, 325D FM, 325D FM LL, 325D L
3522152	3126	574, 938G, 950G, 962G, IT38G, IT62G
3522154	3126	322C, 322C FM, 938G, 950G, 962G, IT38G, IT62G
3522157	3126, 3126B, 3126E, C-9, C7	AP-755, PM-102
3975683	C4.4	416F, 420F, 428F, 430F, 432F, 434F, 444F, D3K2 LGP, D4K2 XL, D5K2 XL
4320070	3176C	572R II, D7R II
1727762	3306B	12H, 12H ES, 12H NA, 140G, 140H, 140H ES, 140H NA, 143H, 14H NA, 160H, 160H ES, 160H NA, 163H NA
1727766	3304, 3304B, 3306, 3306B	515, 525, 615C, 966F, 966F II
1727767	3304, 3304B, 3306, 3306B, G3304B, G3306B	517, 527, 966F, 966F II, 972G, CB-534, D4H, D4HTSK III, D6D, D6G, D6G2 XL, D6H, D7G, D7H
1727772	3304, 3306	120G, 12G, 12H, 130G, 140G

Part numbers are used for reference purposes only.

Costex Tractor Parts Copyright © 2023. All rights reserved.

WATER PUMPS (CONT.)

Part No.	Engine	Application
1727775	3304, 3306, D330C, D333C	120G, 12G, 12H, 130G, 140G, 225, 235, 815, 816
1727776	3304, 3306, D330C, D333C	120G, 12G, 12H, 130G, 140G, 225, 235, 815, 816
2W1223	3204	215, 3204, 943, 953, IT28, IT28B
2W1225	3208	613B, 613C, FB221, PR-1000, PS-500
3362213	C15, C18	365C, 365C L, 365C L MH, 374D L, 374F L, 385C, 385C FS, 385C L, 385C L MH, 390D, 390D L, 735, 735B, 740, 740B, C18 I6, CX31-C15I, TH35-C15I, TH35-C15T
3520203	3406B, 3406C, G3406	16G, 16H NA, 375, 5080, 578, 583R, 587R, 621F, 623E, 623F, 627B, 627F, 814B, 824G, 825G, 826C, 826G, 980C, 980F, 980G, D350E, D400E, D8N, D8R, D8R II, HT400, PM-465, RM-250C
3520205	C11, C13	14M, 16M, 345C, 345C L, 345C MH, 345D, 345D L, 345D L VG, 349D, 349D L, 621H, 621K, 623H, 623K LRC, 627H, 627K LRC, 725, 730, 730C, 966H, 972H, 980C, 980K, 980K HLG
3520211	3456	24M, 583T, 587T, 621B, 621G, 623G, 627F, 627G, 631D, 631E, 631G, 633E II, 637D, 637E, 637G, 651B, 657E, 657G, 770, 772, 824C, 824G, 824G II, 824H, 825G II, 825H, 826G II, 826H, 834G, 834H, 836G
3520212	3406E, 3456	385B, 5090B, 621G, 623G, 627F, 627G, 657B, 735, 740, 834G, 980G, 980G II, 988G, D350E II, D400E II, D8R II
3522077	3176C, 3196, C-10, C-12, C12	140H, 143H, 14H, 160H, 163H, 16H, 345B, 345B II, 345B II MH, 345B L, 365B, 365B II, 365B L, 572R II, 65E, 725, 730, 75E, 814F, 815F, 816F, 85E, 95E, 966G II, 972G II
3522138	3126, 3126B, 3126E	120H, 120K, 120K 2, 12K, 12M, 135H, 140G, 140K, 140K 2, 140M, 160K, 322C, 322C FM, 324D, 324D FM, 324D FM LL, 324D L, 324D LN, 325C, 325C FM, 325D, 325D FM, 325D FM LL, 325D L
3522150	3126	35, 55, 561M, 574, 928G, 938G, 950G, 953C, 962G, 963B, 963C, CS-531D, CS-533D, CS-563C, CS-563D, CS-573C, CS-573D, CS-583C, CS-583D, D5M, D6M, IT28G, IT38G, IT62G, M318, M320
3522151	3126	35, 55, 561M, 574, 928G, 938G, 950G, 953C, 962G, 963B, 963C, CS-531D, CS-533D, CS-563C, CS-563D, CS-573C, CS-573D, CS-583C, CS-583D, D5M, D6M, IT28G, IT38G, IT62G, M318, M320
3522156	3116	120H, 120H ES, 120H NA, 135H, 135H NA, 613C II, 950F, 950F II, 960F
3541672	3054C, 3054E	312D2, 312D2 L, 313D2 LGR, 315C, 318D2 L, 414E, 416D, 416E, 416F, 420D, 420E, 422E, 422F, 424D, 428D, 428E, 428F, 430D, 430E, 432D, 432E, 434E, 434F, 442D, 442E, 444E, 914G, AP-650B
4243629	3056, 3508, 3508B, 3512, 3512B, 3516, 3516B, G3508, G3512, G3512B, G3516, G3516B	777D, 784C, 785, 785B, 785C, 785D, 789, 789B, 789C, 789D, 994F, 994H
4854895	C4.4, C6.6, C7	815, 815K, GENERATOR
4L8800	D379, D379A, D379B, D398, D398A, D398B, D399, G379, G398, G399	INDUSTRIAL, GENERATOR, MARINE
4N1951	3408, 3408B, 3408C, 3408E	589, 631D, 631E, 631G, 633D, 633E II, 637D, 637E, 637G, 639D, 657E, 69D, 768C, 769C, 769D, 771C, 771D, 834B, 836, 988B, 988F, 988F II, AD40, AD45, AE40, AE40 II, D8L, D9N
4N5837	3412, 3412C, 3412D, 3412E, C27, C30, C32, CG137-12	5110B, 651E, 657E, 772B, 773B, 773D, 773E, 773F, 775B, 775D, 775E, 775F, 844, 844H, 990, 990 II, 990H, 992C, 992D, AD55B, AD60, CX35-P800, D10N
4P3683	3116	INDUSTRIAL, TRUCK
4P4186	3114, 3116	INDUSTRIAL, TRUCK
4P8520	3114, 3116, 3126	INDUSTRIAL, TRUCK
4W7589	3114, 3116, 3126B, 3126E	205B, 206B, 211B, 212B, 213B, 214B, 224B, 320 L, 320B, 322, 322 FM L, 322 LN, 322B, 322B L, 322B LN, 325, 325 L, 325 LN, 325B, 325B L, 35, 446, 446B, 446D, 45, 525B, 535B
4W7684	3054	AP-800, CP-433B, CS-323, CS-431B, PR-75, PS-110, PS-130, PS-180, RT50
5I7777	3066	320, 320 L, 320N
5S6684	3304	120, 12F, 140, 14E, 518, 561C, 627, 637, 814, 815, 816, 920, 930, 941, 950, 951B, 955K, 955L, 966C, 977K, 980B, D4D, D5, D6C, D7F
6I0441	3054	307, 312, 315, 317, 416B, 426B, 428B, 436B, 438B, AP-800C, BG-225B, CB-434B, CB-434C, CB-534B, CB-534C, CB-535B, CB-544, CB-545, CP-433C, CS-431C, TH103, TH62, TH63, TH82, TH83
6L8983	D399, G399	INDUSTRIAL, GENERATOR, MARINE
6N6015	D342	583K, D8K
6N6424	D353	594H, D9H
7C6438	3114, 3116	533, 543, 910E, 918F, 924F, 953B, AP-1000, AP-1000B, AP-1050, AP-1055B, BG-2455C, BG-245C, CB-434, CB-634C, CB-634D, CP-563, CS-531, CS-531C, CS-533, CS-533C, CS-563C, CS-573, CS-573C
7E7399	3116	120H, 120H ES, 120H NA, 135H, 135H NA, 613C II, 950F, 950F II, 960F
7E9195	3054	212
9L7660	1140, 1145, 1150, 1160, 3160, 613	TRUCK

WATER PUMPS FOR CUMMINS®

Part No.	Engine	Pump No.
4089908CU	CUMMINS ISX	TRUCK
4089910CU	CUMMINS ISX	TRUCK

WATER PUMP IMPELLERS



WATER PUMP IMPELLERS

Part No.	Pump No.
1299907	1280993, 1354926, 1615719, 3520203
1371930	1371338, 1373368, 3520209, 3520210
1371970	1373367, 3520204, 3953467, 5412494
1523952	1593137, 1593141, 1608175, 3522163
1539123	2506878, 3047614, 3047616
1725189	1727760, 1727762, 1727763, 1727764, 1727765, 1727766, 1727767, 1727768, 1727769, 1727771
1725190	1727772
1726712	1727775
1766998	1767000, 3522077, 3522386, 3738912, 4384455, 4840483
1771056	2109097, 3496123, 3522123
1786634	1786632, 1786633, 1838205, 1838228, 2128555, 2964655
2128183	2944935
2128184	2225152, 4160610
2128187	2225153, 3120964, 4160609, 4160612
2194455	2160657, 3520202
2239143	2239147, 2285811, 3764216
2266039	2274301, 3520279, 3522081
2463129	2463132, 2764755, 2807374, 3145155, 3362213, 3578359, 3660168, 6003535
4320068	1643157, 2812845, 3118409, 4320070
1M7567	1M8042
1M7571	1I0655, 8F7030
1M7573	4H7500, 9H8382
1N8493	1N8495
1P9952	2P0661, 2P0662, 3N2850
2W3535	4N0660, 9N3654, 9N3777
2W9724	1220501, 1220503, 1664377, 2W9725, 8N8087

Part No.	Pump No.
3N4859	3N1888, 3N4851
3N8214	3N7714
3N8449	3N7790, 7C3613
4L6220	5L1651, 7L3222
4M2346	1S5888, 2S5597, 4M4402, 4M4404, 5M7491
5I7694	1253016, 1662947, 7857805, 5I7773, 5I7777, 5I7819, 5I7973
5L8202	1N7337, 2L3415, 2N5649, 4L3347, 5L1936
5L8203	4L8800
5N2618	5N2600, 7C3614
6L2673	6L7409
6N6423	6N6424
7C1067	1050197, 1050198, 1174956, 1341486, 1341490, 4N7498, 4W6286
7C1068	1050195, 1050196, 1174955, 1341487, 1341489, 1N4558, 4N7657
7L0103	6L8983
7L0104	2N0955, 3N4305, 4L8800
7L5526	2N4746, 1N8351, 2N2407, 7L6820
7M5692	1S1684, 2L7553, 2M7894, 2S1681, 3L9126, 4L3497, 4L3498, 5L6685, 5M3990, 5S1911, 6H3357, 6L2871, 6L2872, 6N6015, 6N6016, 6N6017
7N5910	1157560, 1167967, 1651877, 1W3058, 1W3059, 1W3060, 1W3061, 1W6601, 2W8001, 2W8002, 2W8003, 2W8004, 6C3729, 7N5908, 7N2909, 7N6202, 7N6206
8H9329	1S5910, 3S7553, 4L5868, 4S7441, 5M7494, 5S5182, 7M5615
8M6561	1S1043, 1S8755, 2M9042, 2P5114, 2S7209, 2S7210, 7S3759, 7S6297, 8F1377, 8S5080, 9M7776
9S8041	5S6684

Part numbers are used for reference purposes only.

Costex Tractor Parts Copyright © 2023. All rights reserved.

## WATER PUMP IMPELLERS FOR KOMATSU®

Part No.	Pump No.
6138-61-1330	6222-61-1400, 6138-61-1401, 6222-61-2200
6151-61-1210	6151-62-1101, 6151-61-1101, 6151-61-1102

## RUBBER IMPELLERS FOR MARINE WATER PUMPS

Part No.	Pump No.
2323198	2323212, 4255421, 4326056
2820683	1230471, 1230500, 1968895, 1971328, 2010956, 2077001, 2731753
2845562	1126177, 1301160, 1318272, 1968895, 2010956, 2077001
2968388	1230471, 3082632, 3596661, 3596662, 3754703
3228595	3228594
5443706	2637530, 2637531, 4255411, 4255412, 4255423, 4328634, 4328635, 4415504
5N9360	2533459, 1W9046, 3H3512, 3N3228, 4L9070, 5L6042, 5N9357, 7C9658, 7C9659, 7W8019, 8L3887
7E0321	1131109, 1528329, 1706116, 3537979, 4471528, 4478230, 4P7168, 7E3268, 7E4115, 9Y1304



## SEA WATER PUMPS & COMPONENTS

Engine Model	Part No.	Impeller	Shaft	Seal Lip	Seal Group	Bearing	Water Seal	Wear Plate	Cam
3116	4P7168	7E0321	6I2072	1149088	N/A	8H4320	2003052	7E0328	7E0319
3406/B/C	3N4851	3N4859	3N4858	3N4863	N/A	1B3867	3N5632	3N4862	3N4860
3408B/C,3412/B/C/D	7C3613	3N8449	7C3493	5N2902	5N6055	4M6107	N/A	5N4504	N/A
C12	2533459	5N9360	5N9359	1635713	7L2130	N/A	5J2974	4L8473	2592553
D343,D353E	3N1888	3N4859	3N5692	3N4863	3N5632	1B3867	3N4866	3N4862	3N4860

## WATER PUMPS & COMPONENTS



Engine Model	Water Pump Part No.	Repair Kit	Impeller	Shaft	Seal Lip	Seal Group	Bearings	Water Seal
3046	1175033	N/A	N/A	N/A	N/A	N/A	N/A	N/A
3046, 3044C	1072473	N/A	N/A	N/A	N/A	N/A	N/A	N/A
3054	6I0441	1514840	N/A	N/A	N/A	6I0444	N/A	1514838
3054	3541672	2470144	N/A	N/A	N/A	N/A	N/A	N/A

## WATER PUMPS & COMPONENTS (CONT.)

Engine Model	Water Pump Part No.	Repair Kit	Impeller	Shaft	Seal Lip	Seal Group	Bearings	Water Seal
3054	1514825	N/A	N/A	N/A	N/A	N/A	N/A	1514838
3054	2396142	6V6899	N/A	N/A	N/A	N/A	N/A	N/A
3054, 3056	2396142	2340636	N/A	N/A	N/A	N/A	N/A	N/A
3054C	2307355	2470144	N/A	N/A	N/A	2257738,2257739	N/A	N/A
3056	1487192	N/A	N/A	N/A	N/A	N/A	N/A	1514838
3056E	2346110	2340636	N/A	N/A	N/A	N/A	N/A	N/A
3066	1252991	N/A	5I7694	5I7961	N/A	N/A	5L6326	1252990
3066	1838232	N/A	1786634	1838233	N/A	N/A	0968381	1786636
3066, 3064	1252989	N/A	5I7694	5I7695	N/A	N/A	5L6326/ 2H3814	1252990
3114, 3116	4P8520	N/A	1523952	2777089	N/A	2W0712	N/A	3505417
3116	4P3683	N/A	1523952	2777089	N/A	1475088	N/A	3505417
3116	7E7398	N/A	1523952	2777089	N/A	N/A	N/A	3505417
3116	1593142	N/A	1523952	2777089	N/A	N/A	N/A	1475088
3116	1265918	N/A	1523952	2777089	N/A	N/A	N/A	2W0172
3116, 3126	3522150	N/A	1523952	2777089	N/A	N/A	N/A	3505417
3116, 3126	1593140	N/A	1523952	2777089	N/A	N/A	N/A	1475088
3116, 3126, 3114	7C6438	N/A	1523952	2777089	N/A	N/A	N/A	3505417
3116, 3126E	4W7589	N/A	1523952	2777089	N/A	N/A	N/A	1475088
3126	3522152	N/A	1523952	2777089	N/A	N/A	N/A	3505417
3126, 3116	3522151	N/A	1523952	2777089	N/A	N/A	N/A	3505417
3126, C7, C9, 3126B/E, 3116	1208402	2641260	1523952	2777089	N/A	N/A	N/A	3505417
3126/B/E, C7	1408068	N/A	1523952	4W0250	N/A	N/A	N/A	1475088
3126/E/B, C7	1593141	N/A	1523952	2777089	N/A	N/A	N/A	1475088
3126B, C7	3522138	N/A	1523952	1291170	N/A	N/A	N/A	3505417
3126B, C7	3522139	N/A	1523952	1291170	N/A	N/A	N/A	3505417
3176, 3176B	1025844	1074912	6I2847	1030730	8C3100	N/A	N/A	2W0712
3204	2W1223	6V6896	2W3535	1W5646	6V5014, 6V6917	N/A	1W5646	2W0712
3208	2W1225	6V6894	2W3535	9N3078	N/A	N/A	5P7807	2W0712
3304, 3306	1727772	1700560	1725190	2W7255	8C5210	N/A	6H3957	4W3864
3304, 3306	1727778	1700556	1726712	1725188	8H9520	N/A	6H3957	1313815
3304, 3306	1727775	1700556	1726712	1P9929	6V3988	N/A	6H3957	1313815
3304, 3306, 3306B	1727766	1700567	1725189	1725185	N/A	1691750	6H3957	1544482
3304, 3306, 3306B, 3304	1727771	1700567	1725189	1725185	N/A	1691750	6H3957	1544482
3304, 3306B	1727767	1700570	1725189	1725185	1544482	N/A	6H3957,8H9789	1691750

Part numbers are used for reference purposes only.

Costex Tractor Parts Copyright © 2023. All rights reserved.



WATER PUMPS & COMPONENTS (CONT.)

Engine Model	Water Pump Part No.	Repair Kit	Impeller	Shaft	Seal Lip	Seal Group	Bearings	Water Seal
3306	1752382	1700564	1725189	1725185	1544482	N/A	6H3957,8H9789	1691750
3306	1727763	1700567	1725189	1725185	1544482	1691750	6H3957	N/A
3306	1727776	1700558	1726712	1725188	8H9520	N/A	6H3957	1313815
3306	1752382	1700564	1725189	1725185	N/A	1691750	6H3957	1544482
3306, 3304, G3306B, 3304B	1727760	1700560/1700564/1700570	1725189	1725185	1544482	1691750	6H3957	N/A
3306, 3304, G3306B, 3306B	1727767	1700564, 1700570	1725189	1725185	N/A	1691750	8H9789	1544482
3306, 3306B	1727762	1700556	1725189	1725185	N/A	1691750	6H3957 (2)	1544482
3306, 3306B	1727765	1700564, 1700570	1725189	1725185	N/A	1691750	N/A	1544482
3406, 3406B, 3406C	3520203	3777037	1299907	1354928	1531256	N/A	1087930	3492654
3406, 3406E, 3456	3520212	3777037	1299907	1354928	1531256	N/A	1087930	3492654
342, D342	6N6015	N/A	7M5692	6N5987	N/A	6N4743	2L5271, 8H9789	6N5475
3508, 3508B, 3512, G3512	2128176	2225153	2128187	2128180	3D2824	4160603	N/A	8C5236
3516	2128177	2225152	2128184	2128180	N/A	4160603	N/A	8C5236
4.236 Perkins	7E9195	7E9197	N/A	N/A	N/A	N/A	N/A	N/A
C2.2, C1.5, 3014, 3024/C	3110053	N/A	N/A	N/A	N/A	N/A	N/A	N/A
C4.4, 3054C	3541672	2470144	N/A	N/A	N/A	N/A	N/A	N/A
C4.4, C6.6, C7.1, 3054C	3544754	N/A	N/A	N/A	N/A	N/A	N/A	N/A
C6.4, C4.2, 3066	1786633	N/A	1786634	1786635	N/A	N/A	5L6326	1786636
C7, 3126, 3126E	1268227	N/A	1523952	2777089	N/A	N/A	N/A	3505417
C7, C7.2, C9	3522109	N/A	2266039	3971832	N/A	N/A	N/A	3505417
C7, C9, 3126E	3522080	N/A	2266039	3971832	N/A	N/A	N/A	3505417
C9	3522125	N/A	1771056	3971832	N/A	N/A	N/A	3505417
C9	3502537	N/A	1771056	1771050	3505417	N/A	N/A	3505417
C9	3502536	N/A	N/A	N/A	N/A	N/A	N/A	3505417
C9	3522076	N/A	N/A	N/A	N/A	N/A	N/A	3505417
C9, C7, C7.2, 3126B	3522081	N/A	2266039	3971832	N/A	N/A	N/A	3505417
C10, C12, 3176C, 3196	3522077	N/A	1766995	3971832	8C3100	N/A	1B3867(2)	3505417
C11, C13	3520205	N/A	2239143	2916905	8C3100	N/A	1B3867	3492654
C11, C13	3520206	N/A	2239143	2916905	8C3100	N/A	1B3867	3492654
C12, C15, C16, C18	1745986	3777037	1299907	1354928	1531256	1280317	1386744	3492654
C15, C16, C18	3520211	6V6938	1299907	1354928	1531256	N/A	1087930	3492654
C15, C16, C18, 3406, 3408C	3520211	3777037	1299907	1354928	1531256	N/A	1087930	3492654
C15, C18	3362213	2672839	2463129	2463130	1531256	N/A	1087930	3362212
C32	4N5837	3777037	1371970	1354928	1531256	N/A	1087930	3492654

WATER PUMPS & COMPONENTS (CONT.)

Engine Model	Water Pump Part No.	Repair Kit	Impeller	Shaft	Seal Lip	Seal Group	Bearings	Water Seal
C32, 3412, G3412	3520200	3777037	1371970	1354928	1531256	N/A	1087930	3492654
D353, D9H, 594H	6N6424	N/A	6N6423	6N6422	7M4236	1664376	2H8726 (1)	4160603
D379, D398	4L8800	1W7080	7L0104	5N4378	2N2560	1664376	4L3756/5L2660	4160603
D7F, 930, 950, D5, 951B, 561C	5S6684	1W7082	9S8041	5S6116	N/A	N/A	N/A	1N9177
G3306, G3306B, G3304	1727764	1700557	1725189	1725185	1544482	N/A	6H3957(1), 1B3867(1)	1691750
G3408, 3408, 3408E	4N1951	3777037	1371930	1354928	1531256	1280317	1087930	34926542
G3408, 3408C, 3408	3520209	3777037	1371930	1354928	1531256	N/A	1087930	3492654
G3516, 3508/B, 3512, 3516	2914313	2944935	2128183	2128179	9X4594	N/A	N/A	2624378
G3516, 3516B, 3512/C, 3508	2914311	2944935	2128183	2128179	9X4594	N/A	N/A	2624378

All Part Numbers Are Sold Separately Unless Otherwise Stated.



WATER PUMPS FOR KOMATSU®

Part No.	Application
6124-61-1004	S4D155, S6D155
6127-61-1008	S6D155, SA6D155
6131-62-1205	S4D105
6136-61-1102	6D105, S6D105
6136-61-1601	6D105
6136-62-1100	S6D105
6138-61-1860	S6D110, SA6D110
6150-61-1105	6D125
6151-62-1104	6D125E, S6D125E, SA6D125E, SAA6D125E
6154-61-1102	SA6D125E, SAA6D125E
6162-63-1016	S6D170, S6D170E, SA6D170, SA6D170E, SAA6D170E
6204-61-1104	S4D95 4D95L Engine PC60-5 PC75UU-2 PC120-5
6204-61-1304	4D95S
6205-61-1202	4D95LE, PC118MR, PC88MR, PW118MR, S4D95LE, SAA4D95LE, SAA4D95LE_5A, WA150PZ
6206-61-1104	4D95L, 4D95LE, 6D95L, S4D95L, S6D95L, SA6D95L
6206-61-1505	6D95L, S6D95L

Part No.	Application
6209-61-1100	PC200, PC210, PC220, PC250, S6D95L, SA6D95L, SAA6D95LE
6211-62-1403	S6D140, S6D140E, SAA6D140E
6212-61-1205	S6D140, SA6D140, SA6D140E, SAA6D140E, SDA6D140E
6212-61-1305	S6D140E, SA6D140, SA6D140E, SAA6D140E
6221-61-1102	PC300-5 D57S-1B PC310-5 Engine 6D108
6222-61-1500	S6D108
6222-63-1500	SAA6D108E
6240-61-1102	SA6D170E, SAA6D170E
6251-61-1101	HM300, PC400, PC450, SAA6D125E, WA470, WA480
6685-61-1024	NH, NTC, NTO
6731-62-1120	SAA6D102E, WA320, WB142, WB146, WB146PS, WB156, WB156PS
6742-01-5578	850B, 870B, D61EX, D61PX, GD650A, PC300, S6D114E, WA320, WA380, WA420
6743-61-1531	6D114 PC300-7 PC350-7 PC360-7 WA380-5
6754-61-1010	SAA6D107E PC200-8

Part numbers are used for reference purposes only.

Costex Tractor Parts Copyright © 2023. All rights reserved.

# ELECTRICAL PARTS

CTP offers a wide array of electrical parts & components for today's most popular heavy equipment. From starter motors and alternators to lighting and switches, we have you covered when it comes to electrical parts.



# ALTERNATORS



Part No.	Volts	AMPS	Engine Model	Machine
0969299	24V	30A	6D14	E200B
1005047	24V	50A	3406/C, 3408/E, 3306, 3116	16H, 627F, 631E, 769C, 12H, 120H, 583R
1008223	12V	55A	3054, 3056	TH62, TH103, TH63, INDUSTRIAL
1052811	12V	55A	3046	939/C, D4C/LGP, D5C, 933
1052812	12V	55A	3054	416B, 416C, 416D, 420D, 424D, 426B, 426C, 428B, 428C, 428D, 430D, 432D, 436B, 436C, 438B, 438C, 438D, 442D, 908, TH103, TH62, TH63, TH82, TH83
1052813	12V	90A	3054/B/C	426C, 428C, 436C, 424D, 416D
1052814	12V	90A	C3.4, 3044C	236B, 236B3, 242B3, 246C, 252B, 252B3, 256C, 257B3, 259B3, 262C, 262C2, 267B, 268B, 272C, 277C, 277C2, 279C, 279C2, 287C, 287C2, 289C, 289C2, 297C, 299C, 3044C, 906, 906H, 907H, 908, 908H, 933, 933C
1077977	24V	70A	3116, 3306, 3196, 3176, 3406C	D6M/LGP, DR7, 365B, 572R, 966G
1092362	24V	55A	3056/E, 3054/T	M322C, M315, 312, 317/N, M318C
1125041	24V	50A	3406/C, 3408/E, 3412, 3116	16H, 627F, 16G, 637E, 120H, 826C
1171379	12V	130A	C7, C9, C12, C16, 3126B	460, 85C, 470 R, 480 R, 75C, TH31-C91
1214134	12V	115A	3176B, 3406C, C15, 3456, C13	TRUCK, INDUSTRIAL, PETROLEUM
1252994	24V	50A	C4.2, 3066	311D LRR, 312D, 312D L, 313D, 314D CR, 314D LCR, 315D L, 318D L, 319D, 319D L, 319D LN, 320B, 320B FM LL, 320B U, 320C, 320N
1259597	12V	145A	C7, C13, C9, 3196, 3176, 3126B	95E, 75D
1397850	24V	35A	4M40	305.5, 306, 307B, 307C, 307D, 308C, 308D
1449952	12V	55A	3013C, 3014	216, 301.5, 302.5, 303.5, 304.5, 902
1449954	12V	55A	3024C, 3034	216, 228, 236, 247, 248, 267, 287, 906
1492061	12V	65A	4.236	N/A
1557434	24V	70A	3116	924G, 924GZ, 928G, IT28G
1693345	24V	60A	3406C, C15, C7, C13, 3412E	16H, TH35-C15I, 771D, 627F, C280-16
1779953	24V	80A	C7, C9, C11, C13, C15, C18, C27, C32	120H, 120H NA, 12H, 12H ES, 12H NA, 12M, 135H, 135H NA, 140G, 140H, 140H NA, 140M, 14H NA, 160H, 160H ES, 160M, 16H NA, 320C, 320C FM, 320D, 320D FM, 320D FM RR, 322C, 322C FM, 324D FM, 324D FM LL
1855294	24V	65A	3406E, C7, C13, C9, C15, 3126B	740, D8R, 336D2, 340D2, M325D
1978820	24V	95A	3516, C7, C15, 3516B, 3512, 3508B	789C, 793C, D8T, 140K, D9T, 784C
2002232	24V	75A	C15, 3406E, C18, 3408E, 3176C, 31966	740B, 657G, 631E, 623G, 633E, 160H
2008281	24V	75A	3406E, 3408/E, C15, 3456, 3126B, C9	740, D9N, 623G, 621G, D8L, 651B, 657B
2035492	12V	110A	3044C, C3.4, 3046, 3034,	277C, 259B3, 246C, 939C, D5C, 236, 246
2047449	24V	100A	3408C, 3456, C9, 3176C	D9R, 836G, D6R, D8R, D7R
2076036	12V	105A	3054E	TH220B, TH330B, TH340B, TH350B, TH355B, TH460B, TH560B, TH580B
2128561	24V	54A	C6.4, 3066	323D, 320D
2128622	24V	50A	3064, 3066	311C U, 320C/L
2253143	12V	85A	C4.4	AP-300D
2267683	24V	95A	C32, C18, C27, C7.1, C15, C9.3, C6.6	777F, D11T, 772G, 390F, 563C, 775F, D6T
2339533	24V	55A	3054C, 3054E	315C, AP-650B, AP-800D, CP-433E, CP-533E, CS-423E, CS-433E, CS-533E, PF-300C, PS-150C, PS-360C

Part numbers are used for reference purposes only.

Costex Tractor Parts Copyright © 2023. All rights reserved.

## ALTERNATORS (CONT.)

Part No.	Volts	AMPS	Engine Model	Machine
2357132	24V	65A	C13, C15, C18, C27, C32, C9.3	627H, 627K, 627K LRC, 938H, CX31-C13I, CX31-C18I, CX35-C18I, IT38H
2357133	24V	80A	C13, C9.3, C11, C7.1, C15, C6.6	972H, 366F, 14M, 329E, 352F-VG, 623G
2490313	24V	150A	C9	120M, 12M, 140M, 160M, 24H, 24M, 583T, 587T, 924H, 924HZ, 928HZ, D6R, D6R III, D6R STD, D6T, D7R II, D7R XR, D8R, D8T, PL83, PL87
2579466	24V	95A	C15	826H, 834H, 836H, 988H
2637672	24V	N/A	C2.2, C4.4	GENERATOR
2667224	12V	110A	C7, C15, C9, 3406C, 3126B, C18	MARINE, PETROLEUM, INDUSTRIAL
2667226	24V	75A	3516B, C18, C7, C32, C9	MARINE, INDUSTRIAL
2667227	24V	60A	C15, 3508, 3406C/E, C7, C13, 3456	MARINE, INDUSTRIAL, TRUCK, PETROLEUM
2721889	24V	150A	C13, C6.6, C32, C9.3, C7.1, C15	16M, 930K, D11T, 797F, 725C, 938K, D8T
2988838	24V	65A	C15, C9, CG137-08, CG137-12, G3408C, G3412, G3508, G3508B, G3512, G3512B, G3516, G3516B, G3520B, G3606B	GENERATOR
3062174	24V	150A	C13, C7, C15, 3512B, C27, 3516C	587T, 583T, D6R, D8T, D7R
3167251	24V	105A	3516, 3406C, C7, C18, 3412E, 3512B, C15	793C, 789C, 16H, 793B, 5110B, 785B, 777C
3218932	24V	85A	C4.4, C7.1	312E, 312E L, 314E CR, 314E LCR, 316E L, 318E L
3315717	24V	105A	3516C, 3508/B, 3512B, C7, C13	INDUSTRIAL, MARINE
3331184	24V	60A	3116, 3126, 3126B, 3176B, 3176C, 3196, 3304, 3306, 3306B, 3406, 3406B, 3406C, 3406E, 3408, 3408B, 3408C, 3408E, 3412, 3412C, 3412D, 3412E, 3456, 3508, 3508B, 3508C, 3512, 3512B, 3512C, 3516, 3516B	GENERATOR
3397766	12V	85A	3024C, 3054C, 3054E, 3056E, C4.4	216, 216B, 232B, 242B, AP-300D, CB-54, CB-64
3397767	12V	65A	C6.6, C4.4, C3.3, 3054C, 3056	INDUSTRIAL
3445081	24V	115A	C9.3B, C13, C15, C18	320D2, 320D2 GC, 320D2 L, 323D2 L, 525D, 535D, 545D, 555D, 730C, 735B, 740B, 770G, 772G, 773G, 773G LRC, 775G, 775G LRC, 777G, 924K, 930K, 938K, 950 GC, 950K
3469824	12V	100A	C6.6, C4.4, C3.4	TL1255C, TL943C, TL1055C
3469825	12V	120A	C4.4	416D, 416E, 420D, 420E, 420F, 422E, 424D, 428D, 428F, 430E, 430F, 432D, 432F, 434E, 434F, 442D, 444F, 450E, D3K XL, D4K XL, D5K LGP
3469826	24V	55A	C2.2, 3056E, 3024C	CS-563E, INDUSTRIAL
3469827	24V	75A	C4.4	CS54B, CP54B, 420E, CS44, CP44
3491369	12V	85A	3024C	INDUSTRIAL
3524700	24V	145A	C13, C15, C18, C27, C32, C7.1, C9.3	621H, 621K, 623H, 623K, 623K LRC, 627H, 627K, 627K LRC, 966M, 966M XE, 972M, 972M XE, 980M, 982M, CX31-C13I, CX31-C18I, CX35-C18I
3662756	24V	115A	C15, 3412E	120K, 120K 2, 12K, 140K, 140K 2, 160K, 950H, 962H, 980H, 986H, D6R, D6R STD, D7R XR
3776966	12V	100A	C3.8	272D, 272D XHP, 299D, 299D XHP, 910K, 914K
3832556	12V	100A	C6.6, C4.4, 3054C	416E, 414E, 422E, INDUSTRIAL
3832557	12V	120A	3054C, 3054E, 3056E, C4.4, C6.6	414E, 416D, 416E, 416F, 420D, 420E, 420F, 422E, 422F, 424D, 428D, 428E, 428F, 430D, 430E, 430F, 432D, 432E, 432F, 434E, 434F, 442D, 442E, 444E, 444F, 450E, CB-54B, D3K
3851812	24V	115A	C7.1	924K, 930K, 938K
3943494	12V	65A	3013C, 3024, 3024C, C1.5, C2.2	AP-255E, BB-621C, CB-214E, CB-22, CB-334E, CB-34
3943496	12V	85A	3013C, 3024C, C1.5, C2.2	216B, 216B3, 226B, 226B3, 232B, 242B, 247B, 247B3, 257B, CB22B, CB24B, CB32B, CB34B, CB34B XW, CC24B, CC34B

## ALTERNATORS (CONT.)

Part No.	Volts	AMPS	Engine Model	Machine
3979953	12V	80A	C3.3	236D, 242D, 246D, 257D, 259D, 262D, 277D, 279D, 287D, 289D, 906H2, 907H2, 908H2
3991485	24V	75A	3054C, 3054E, C4.4, C6.6	420E, 914G, AP-600D, AP-655D, AP1000E, AP1055E, AP555E, BG500E, BG600D, BG655D, CP-56, CP-76, CS-54B, CS-64, CS-74, IT14G, IT14G2, M313D, M315C, M315D, M315D 2, M316D, M317D
4246821	24V	55A	3054C, 3054E, 3056E, C4.4	312D2, 312D2 GC, 312D2 L, 313D2, 313D2 LGP, 318D2 L, AP-650B, AP-800D, BB-760, CP-433E, CP-533E, CP-573E, CP-663E, CS-423E, CS-433E, CS-533E, CS-563E, CS-583E, CS-663E
4396444	12V	45A	C1.3	303E CR
2Y8310	24V	21A	3304, 3306/B, 3408B	D4E, D5E, 966C, 930T, 140B, 930R
3E7577	24V	75A	3512C, 3408E, 3456, 3306, 3508B, 3406	385B, D8R, 627F, 12H, 797B, 797, 16H
3E7772	24V	60A	3054	914G, IT14G
3E7892	12V	85A	3408C, C27, 3412E, C32, C9,	HT400, CX31-C9I, TH48-E70-C27I
4N3987	32V	60A	3304, 3306, 3406, 3406B, 3406C, 3408, 3408C, 3412, 3412C, 3412D, 3412E, 3508, 3512, 3516, D342, D342C, D343, D346, D348, D349, D353C, D379, D379A, D379B, D398, D398A, D398B, D399, G342C, G353D, G379	GENERATOR
5I5178	24V	50A	S6KT	EL200B
5I7615	24V	50A	3066	320, 320 L
5I8085	24V	55A	3066	311, 311B, 311C, 312, 312B, 312C, 312C L, 314C, 315, 315B, 315B FM L, 315C, 317B LN, 318B, 318C, 319C, 320 L, 320B, 320B L, 320B U, 320C, 320C FM, 320N, 321B, 910G
5N5692	24V	45A	3512C, 3406E, C15, C18, C7	INDUSTRIAL, TRUCK, PETROLEUM
6N9294	24V	35A	C7, 3406C, 627F, 3508B, 3306	140K, 627F, 12H, INDUSTRIAL, GAS, PETROLEUM
6T1195	12V	61A	4.236	CS323, CP-323
6T1395	24V	35A	C15, 3406C, 3408C, G3306B	GAS, INDUSTRIAL, PETROLEUM, MARINE
6T1396	12V	51A	C15, 3406E, G3304, 3306, 3208	MARINE, INDUSTRIAL, GAS
7G7889	12V	60A	3406C, C13, C7, 3412, C9, C18	PETROLEUM, INDUSTRIAL, GENERATOR SET
7N4784	12V	40A	3204	IT12, 935C, 931C, D3C, 931B, 910, D4C, D3C
7N6118	12V	40A	3204	931, D3/LPG, 910
8N2268	12V	75A	3204	IT12, 935C, D3C, 931C, 910, D4C, D5C, 931B
9G6079	12V	61A	3208, 3204	D3B, INDUSTRIAL, TRUCK
9W3043	24V	52A	3054, 3116, 3126, 3208, 3056E	M318, CS-563E, 938G, IT28G, IT38G, 322C/LN,

## ALTERNATORS FOR KOMATSU®

Part No.	Volts	AMPS	Engine Model	Machine
600-821-6130	24V	35A	S4D105, S4D95L	6D105, 6D95L, DCA, EGS160, EGS190
600-825-6110	24V	60A	S6D140E, SA6D140, SA6D140E, SAA6D140E	HM350, HM400
600-861-6410	24V	60A	S4D102E, S6D102E, SA6D102E, SAA4D102E, SAA6D102E	6D102E, PC200, PC220
600-861-6420	24V	60A	SAA4D102E, SAA4D107E, SAA6D102E, SAA6D107E	PC160, PC200, PC200LL, PC220, PC220LL, PC240, PC270, PC290, PW180, PW200, PW220
600-861-9120	24V	90A	SAA4D107E, SAA6D107E, SAA6D114E, SAA6D140E, SAA6D170E	GD655, WA200PZ, WA250PZ, WA320PZ, WA380, WA430, WA500
6735-82-9210	24V	40A	S6D114-E1	TRUCK

Part numbers are used for reference purposes only.

Costex Tractor Parts Copyright © 2023. All rights reserved.



# AC/COMPRESSORS



## A/C COMPRESSORS FOR KOMATSU®



Part No.	Machine Model
203-979-6831	PC100, PC120, PC130, PC200, PC400
20Y-979-3111	D275AX, D31EX, D37PX, D39PX, D66S, D85P
17A-911-4810	D155A, D155AX, D275A, D275AX, D475A, D475ASD, D61EX, D61PX, D65EX, D65PX, D65WX, D85EX, D85PX
20Y-810-1260	HB205, HB215, PC130, PC138, PC138US, PC160, PC190, PC200, PC2000, PC220, PC228, PC228US, PC240, PC270, PC290, PC300, PC350, PC400, PC450, PC550, PC600, PC650, PC700, PC78US, PC78U
421-07-31221	D155AX, D275AX, D475A, D475ASD, D61EX, D61PX, D65EX, D65PX, D65WX, D85EX, D85PX, HD465, HM300, HM350, WA380, WA400, WA430, WA470, WA480
423-S62-4330	HD785, PC70, WA150, WA150PZ, WA200, WA200PZ, WA250, WA250PZ, WA270, WA320, WA320PZ, WA380, WA380Z, WA430, WA470, WA480
425-07-21180	CS360, CS360SD, HD255, HD325, HD405, HD465, HD605, HD785, HD985, WA100, WA120, WA120L, WA150, WA180, WA180L, WA180PT, WA200, WA250, WA320, WA470, WA800, WA900
425-S62-3321	HD325, HD405, HM350, HM400, HYDRAULIC, WA500

## A/C COMPRESSOR PARTS



Part No.	Description	Machine Model
6N1116	KIT-DUST COVER	120G, 12G, 130G, 140G, 14G, 16G, 3516B, 5110B, 5130, 5130B, 5230, 613C, 627E, 631E, 651E, 657E, 773B, 776C, 776D, 777, 777B, 777D, 784B, 784C, 785B, 785C, 785D, 789B, 789C, 793B, 793C, 815B, 826C, 950
1609842	BLOCK	3516B, 776D, 777, 777D, 784C, 785B, 785C, 785D, 789B, 789C, 793C, 994, 994D
3E4058	VALVE AS	1090, 1190, 1190T, 120G, 120H, 120H ES, 120H NA, 120M, 1290T, 12G, 12H ES, 12H NA, 12M, 130G, 135H, 135H NA, 1390, 140G, 140H ES, 140H NA, 143H, 14H, 14H NA, 160H ES, 160H NA, 163H NA, 16G, 16H NA

# A/C RECEIVER DRYERS



Part No.	Application	Description
1133497	RECEIVER AS	311B, 312B, 315B, 315B FM L, 318B, 320B, 320B FM LL, 320B U, 322B, 325B, 330B, 345B II, 345B L, 350, 365B, 365B L, 375
1640622	RECEIVER AS	307C, 311C, 320C
1757162	DRYER AS-REFRIG-ERANT	120H, 120H ES, 120H NA, 12H, 12H ES, 12H NA, 135H, 135H NA, 140H, 140H ES, 140H NA, 143H, 14H, 14H NA, 160H, 160H ES, 160H NA, 163H, 163H NA, 16H, 317B LN, 318B, 325C FM, 330C FM, 345B II, 345B L, 365
1761902	DRYER-REFRIGERANT	1090, 1190, 1190T, 1290T, 1390, 2290, 2390, 2391, 2491, 2590, 303.5C, 303.5D, 303.5E, 303C CR, 304C CR, 304D CR, 304E, 305.5D, 305.5E, 305C CR, 305D CR, 305E, 307D, 307E, 308E, 308E CR, 308E SR, 308E2
2298997	DRYER-REFRIGERANT	308C, 308D, 314C, 314D CR, 314D LCR, 321C, 321D LCR, 325C, 328D LCR
2573227	DRYER AS-REFRIG-ERANT	120K, 12K, 140K, 140K 2, 160K, 16M, 325D FM LL, 330D FM, 568 FM LL, 613G, 631E, 633E II, 637E, 773F, 775F, 777F, 814F II, 815F II, 816F II, 834G, 834H, 836G, 836H, 854K, 924G, 924GZ, 924H, 924HZ, 928H
3200563	DRYER AS-REFRIG-ERANT	621H, 621K, 623H, 623K, 623K LRC, 627H, 627K, 627K LRC, 735B, 740B, 844K, 854K, 950K, 962K, 966K, 972K, 980K, 980K HLG, 990K, 992K, 993K, 994H, D11T, D6T LGR, D6T XL, D9T
3276558	DRYER-REFRIGERANT	312E, 312E L, 316E L, 318E L, 320E, 320E L, 320E LN, 320E LRR, 320E RR, 323E L, 324E, 324E L, 324E LN, 329E, 329E L, 329E LN, 336E, 336E H, 336E HVG, 336E L, 336E LH, 336E LN, 336F L, 349E, 349E L
3551793	DRYER AS-REFRIG-ERANT	824K, 825K, 826K, 834K, 836K, 966M, 966M XE, 972M, 972M XE, 980M, 982M, 988K, D6T LGR, D6T LGPPAT
4155056	RECEIVER AS	305.5E, 308E, 308E2 CR
4506492	DRYER-REFRIGERANT	D3K2, D4K2, D5K2, D6K2, 950, 950GC, PL61
6P1309	RECEIVER	225, 235, 637D, 988B, D7G, D8K
1065532	DRYER-REFRIGERANT	539, 550B, 554, 560B, 570B, 574B, 580B, D25D, D350E, D350E II, D400E, D400E II, D40D, D7H
1065533	DRYER-REFRIGERANT	120G, 12G, 130G, 140G, 16G, 988F, 988F II, 992D, 994, 994D
1065534	DRYER-REFRIGERANT	416B, 426B, 428B, 446B, 583T, 587T, 631E, 633E II, 637E, 651E, 657E, 814B, 815B, 816B, 826C, 834B, 836, 936F, 950 GC, 980F, AD30, AD45B, AD55, AD55B, AD60, CB-44B, CB-534D, CB-54B, CB-564D, CD-54
1655648	AIR DRYER GP	613C II, 621G, 623G, 627G, 631G, 637G, 657G, 69D, 769D, 771D, 773D, 773E, 775D, 775E, 793F, 793F AC, 793F CMD, 795F AC, 797F
2182277	DRYER-REFRIGERANT	MH3037
2G2159	AIR DRYER GP	611, 615, 615C, 621, 621B, 621E, 621F, 623E, 623F, 627B, 627E, 627F, 631E, 633E II, 637D, 637E, 641B, 651E, 657E, 69D, 768C, 769, 769C, 769D, 771C, 771D, 772, 773B, 773D, 775B, 775D, 776, 776C, 776D
8V9101	AIR DRYER GP	120G, 120H ES, 120H NA, 12G, 12H ES, 12H NA, 130G, 135H, 135H NA, 140G, 140H ES, 140H NA, 143H, 14G, 14H NA, 160G, 160H ES, 160H NA, 163H NA, 16G, 16H NA, 5130, 5130B, 518, 518C, 916, 926, 936, 936F

## A/C RECEIVER DRYERS FOR KOMATSU®

Part No.	Description	Application
20Y-979-3120	TANK (RECEIVER DRYER) KOMATSU®	D155A, D155AX, D275A, D375A, D65EX, D65PX, D65WX, PC300, PC350, PC400, PC450, PC78US, PC78UU, PC88MR
423-07-31571	RECEIVER DRYER KOMATSU®	GD555, GD655, GD675, GD755, HD465, HD605, HD785, HYDRAULIC, WA150, WA150PZ, WA200, WA200PZ, WA250, WA250PZ, WA270, WA320, WA320PZ, WA380, WA380Z, WA430, WA470, WA480, WA500



## A/C ACCUMULATORS

Part No.	Application	Description
2745909	ACCUMULATOR-REFRIGERANT	120K, 120K 2, 12K, 140K, 140K 2, 160K, 16M, 416E, 416F, 420F, 422F, 428F, 430F, 432F, 434F, 444F, 773E, 854K, 906H, 907H, 908H, 924H, 924HZ, 928H, 928HZ, 953D, 963D, 973D, 980H, 992K, D5R LGP, D6N, D6
3082583	ACCUMULATOR-REFRIGERANT	525D, 535D, 545D, 555D, 725C, 730C, 735B, 740B, 773G, 773G LRC, 775G, 775G LRC, 777G, 924K, 930K, 938K, D7E
3200564	ACCUMULATOR GP-REFRIGERANT	621H, 621K, 623H, 623K, 623K LRC, 627H, 627K, 627K LRC, 770G, 772G, 950K, 962K, 966K, 972K, 980K, 980K HLG, D10T2, D11T, D6T LGP, D6T XL, D8T, D9T



## A/C PARTS

Part No.	Application	Description
6N1116	KIT-DUST COVER	120G, 12G, 130G, 140G, 14G, 16G, 3516B, 5110B, 5130, 5130B, 5230, 613C, 627E, 631E, 651E, 657E, 773B, 776C, 776D, 777, 777B, 777D, 784B, 784C, 785B, 785C, 785D, 789B, 789C, 793B, 793C, 815B, 826C, 950
1215895	KIT-PURGE VALVE	5230, 5230B, 784C, 785C, 785D, 789C, 789D, 793C, 793D, 797, 994, 994D, 994F

## ALARMS & HORNS

### ALARMS

Part No.	Type	Description	Application
2139100	12-36 VDC	112dB(A)	1090, 1190, 1190T, 120H, 120H ES, 120K, 120K 2, 120M, 120M 2, 1290T, 12H, 12H ES, 12K, 12M, 12M 2, 12M 3, 12M 3 AWD, 135H, 1390, 140H, 140H ES, 140K, 140K 2, 140M, 140M 2, 140M 3, 140M 3 AWD, 143H
2200229	12-36 VDC	107dB(A)	1090, 1190, 1190T, 1290T, 1390, 2290, 2390, 2391, 2491, 2590, 307D, 308D, 511, 521, 521B, 522, 522B, 532, 541, 541 2, 551, 552, 552 2, 572R II, 938H, 950K, 953C, 953D, 962K, 963C, 963D, 966K, 966M
2200230	24V	97dB(A)	561N, AP-1055D, AP-600D, AP-655C, AP-655D, AP1000E, AP1055E, AP555E, BG-2455D, BG-260D, BG1000E, BG1055E, BG500E, BG600D, BG655D, CB-214D, CB-214E, CB-22, CB-334E, CB-34, D3G, D3K XL, D3K2 LGP, D4G
3009546	12V-80V	105dB(A)	236D, 242D, 246C, 246D, 256C, 257D, 259D, 262C, 262C2, 262D, 272C, 272D, 272D XHP, 277C, 277C2, 277D, 279C, 279C2, 279D, 287C, 287C2, 287D, 289C, 289C2, 289D, 297C, 299C, 299D, 299D XHP, CW-14
3701485	12-36 VDC	97/107/112dB(A)	3608, AD30, AD55, AD55B, AD60, D10T2, R1300G, R2900G, R3000H
3E6328	24V	107dB(A)	1090, 1190, 1190T, 120H, 120K, 120K 2, 120M, 120M 2, 1290T, 12H, 12K, 12M, 12M 2, 12M 3, 12M 3 AWD, 135H, 1390, 140H, 140K, 140K 2, 140M, 140M 2, 140M 3, 140M 3 AWD, 143H, 14H, 14M, 160H, 160K, 160M
3E6329	24V	97dB(A)	914G, 928G, 938G, CP-563, CS-573, CS-583, IT14G, IT28G, IT38G
3T1815	24V	107dB(A)	120G, 120H, 120H NA, 12G, 12H NA, 130G, 135H NA, 140G, 140H NA, 143H, 14G, 14H NA, 160G, 160H NA, 163H NA, 16G, 16H NA, 205, 205B, 206, 206B, 211B, 212, 212B, 213B, 214B, 224B, 227, 307, 307B, 307C
9G9813	24V	90dB(A)	120G, 120H, 120H ES, 120H NA, 12G, 12H, 12H ES, 12H NA, 130G, 135H, 135H NA, 140G, 140H, 140H ES, 140H NA, 143H, 14G, 14H NA, 160G, 160H, 160H ES, 160H NA, 163H NA, 16G, 16H NA, 227, 312, 315, 317



### ALARMS (CONT.)

Part No.	Type	Description	Application
1545428	12-36 VDC	97dB(A)	414E, 416C, 416D, 416E, 416F, 420D, 420E, 420F, 422E, 422F, 424D, 426C, 428C, 428D, 428E, 428F, 430D, 430E, 430F, 432D, 432E, 432F, 434E, 434F, 436C, 438C, 438D, 442D, 442E, 444E, 444F, 446B, 446D
415-06-22100	12-48VDC	112dB(A)	CD110R, CD60R, D21A, D21P, D21PL, D21S, D31EX, D31PX, D37EX, D37PX, D39EX, D39PX, D41E, D41E6T, D41P, D50A, D50P, D53A, D53P, D60P, D61E, D61EX, D61PX, D65E, D65EX, D65PX, D68ESS, D75S, D85E, D85ESS



### HORNS (ELECTRICAL)

Part No.	Type	Description	Application
1747875	24V	108-116dB(A)	1090, 1190, 1190T, 120M, 120M 2, 1290T, 12M, 12M 2, 12M 3, 12M 3 AWD, 1390, 140M, 140M 2, 140M 3, 140M 3 AWD, 14M, 160M, 160M 2, 160M 3, 160M 3 AWD, 16M, 2290, 2390, 2391, 2491, 24M, 2590, 312D, 315D
7T0969	24V	114dB(A)	10B, 120G, 120H, 12G, 12H, 130G, 135H, 140G, 140H, 14G, 160G, 160H, 16G, 215, 225, 227, 235, 245, 24H, 312, 312B L, 312C, 315, 315B L, 317, 317B LN, 318B, 320 L, 320B, 320C, 320C FM
7Y3919	24V	LOW TONE	311, 311B, 311C, 311D LRR, 311F LRR, 312B, 312C L, 312D, 312D L, 312D2, 312D2 GC, 312D2 L, 312E, 312E L, 313B, 313D, 313D2, 313D2 LGP, 314C, 314D CR, 314D LCR, 314E CR, 314E LCR, 315C, 315D L, 316E L
7Y3920	24V	HIGH TONE	311, 311B, 311C, 311D LRR, 311F LRR, 312B, 312C L, 312D, 312D L, 312D2, 312D2 GC, 312D2 L, 312E, 312E L, 313B, 313D, 313D2, 313D2 LGP, 314C, 314D CR, 314D LCR, 314E CR, 314E LCR, 315C, 315D L, 316E L
1631201	24V	LOW TONE	10B, 120K, 120K 2, 12K, 140K, 140K 2, 160K, 2384C, 2470C, 2484C, 2570C, 2670C, 2864C, 30/30, 322B L, 322C, 322C FM, 325B L, 325C, 325C FM, 330, 330B L, 330C FM, 330C L, 330C MH, 375



### HORNS (AIR)

Part No.	Type	Description	Application
5D6998	AIR	129-130 dB(A)	120G, 120H, 120H ES, 120H NA, 12G, 12H, 12H ES, 12H NA, 130G, 135H, 135H NA, 140G, 140H, 140H ES, 140H NA, 143H, 14G, 14H, 14H NA, 160G, 160H, 160H ES, 160H NA, 163H, 163H NA, 16G, 16H, 16H NA, 5130
9D4049	AIR	83dB(A)	120H, 120H ES, 120H NA, 12G, 12H, 12H ES, 12H NA, 135H, 135H NA, 140H, 140H ES, 140H NA, 143H, 14G, 14H NA, 160H, 160H ES, 160H NA, 163H NA, 16G, 16H NA, 621, 621B, 621E, 621F, 623B, 623E, 623F, 627B

## ARMATURES



Part No.	Application
0949885	311, 312, 320, 320 L, 320N, E110, E110B, E120, E120B, E140, E200B, E70, E70B
1239776	5130B, 836, 966F II, 980G, D10R, D11R, D7R II, D8R, D8R II, D9R
1275950	307, 311B, 311C, 311D LRR, 312C, 312C L, 312D, 312D L, 313D, 314C, 314D CR, 314D LCR, 315, 315B, 315C, 315D L, 317B LN, 318B, 318C, 318D L, 319C, 319D, 319D L, 319D LN, 320B, 320C, 320C FM, 320C L
2Y2384	120B, 140B, 3306, 3408B, 631E, 930, 930R, D4E SR, D5E, D6C, D6D, D6E SR, D8L, G3306
3E7855	120H, 120H ES, 120H NA, 120K, 120K 2, 12K, 135H, 135H NA, 140G, 140K, 140K 2, 160K, 214B, 3116, 3126, 3126B, 3126E, 320B, 322B L, 322B LN, 322C, 322C FM, 324D, 324D FM, 324D FM LL, 324D L, 324D LN
3T0867	120G, 12G, 130G, 140G, 14G, 160G, 1673C, 16G, 215, 215B, 235, 245, 3176B, 3176C, 3196, 3208, 330 L, 3304, 3304B, 3306, 3306B, 3306C, 3406, 3406B, 3406C, 3406E, 3408, 3408B, 3408C, 3412, 3412C, 3412E



ARMATURES (CONT.)

Part No.	Application
3T5425	594H, 657B, D8K
4M1868	12E, 140G, 14E, 1673, 1673C, 1676, 16G, 215, 225, 235, 245, 3208, 3304, 3306, 3306B, 3406, 3406B, 3408, 3412, 3508, 3512, 3516, 572G, 627E, 637E, 776, 777, 815B, 826C, 920, 930, 950, 950B, 955H, 955K
4M8463	12E, 561B, 651, 834, 955H, 977H, 988, D320A, D342, D342C, D343, D8H, D9E, D9G
5L8877	1673C, 215, 3304, 3306, 3306B, 920, 943, 950, 950B, 951B, 963, D250B, D25C, D300B, D30C, D320A, D350C, D35C, D4D, D4E, D5B, D6C, G936, IT28, IT28B
7L6587	1140, 1150, 1160, 1673B, 1673C, 1676, 3204, 3208, 3304, 3306, 3406, 3406B, D320A, G3304
7M8651	1090, 1190, 1190T, 120M, 120M 2, 1290T, 12M 2, 12M 3, 12M 3 AWD, 1390, 140M, 140M 2, 140M 3, 140M 3 AWD, 14H, 14M, 160M, 160M 2, 160M 3, 160M 3 AWD, 16H NA, 16M, 2290, 235, 235D, 2390, 2391, 245, 2491
7T3275	1673C, 3116, 3126, 3126B, 3176, 3176B, 3176C, 3196, 3204, 3208, 3304, 3306, 3306B, 3306C, 3406B, 3406C, 3406E, 480, 573, 65C, 65E, 75, 75C, 75D, 75E, 85C, 85D, 85E, 95E, C-10, C-12, C-15, C-16, C-18
7T3276	120G, 120M, 12G, 12H, 12H ES, 12H NA, 12M, 130G, 140G, 140H, 140H ES, 140H NA, 140M, 143H, 14G, 14H, 14H NA, 14M, 160G, 160H, 160H ES, 160H NA, 160M, 163H, 163H NA, 1673C, 16G, 16H, 16H NA, 16M, 215B
7T6091	CS-323
7X1951	214B, 224B, 3116, 3126, 3126B, 3126E, 320 L, 320B, 322, 322B L, 322B LN, 322C, 322C FM, 324D, 324D LN, 325, 325B, 325B L, 325C, 325C FM, 325D, 325D L, 533, 539, 543, 613C II, 950F, 953C, 963B, 963C
8S1546	130G, 140G, 16G, 215, 235, 245, 3208, 3304, 3306, 3306B, 3406, 3406B, 3408, 3412, 3508, 3512, 3516, 572G, 627E, 637E, 815B, 826C, 920, 950B, 963, 966C, 977K, 980C, D4D, D5H, D6D, D7G, PR-750B
9S6100	120G, 3208, 3304, 3306, 3306B, 518, 561C, 613, 613B, 613C, 920, 930, 950B, 951B, 955L, 963, D4D, D4E, D5H, D6C, G936
9X0338	910
9X1280	205B, 3114, 918F, 924F, 924G, 924H, 924HZ, 928H, 928HZ, AP-600D, AP-655D, AP555E, BG500E, BG600D, BG655D, C6.6, CB-434, CP-56, CP-573E, CP-64, CP-663E, CP-76, CS-56, CS-563E, CS-56B, CS-583E, CS-64



## CIRCUIT BRAKEERS

Part No.	Rating	Application
6T3642	10 AMP	12H, 140H, 160H, 30/30, 3114, 3116, 3126, 3208, 3304, 3304B, 3306, 3306B, 3406, 3406B, 3406C, 3408, 3408C, 3412, 3412C, 3412D, 3508, 3508C, 3512, 3512C, 3516, 3516B, 3606, 3608, 3612, 3616, 5130B
3T2662	15 AMP	120G, 120H, 120H ES, 120H NA, 120M, 12G, 12H, 12H ES, 12H NA, 12M, 130G, 135H, 135H NA, 140G, 140H, 140H ES, 140H NA, 140M, 143H, 14G, 14H, 14H NA, 14M, 160G, 160H, 160H ES, 160H NA, 160M, 163H
4K5124	15 AMP	120G, 12G, 130G, 140G, 14E, 14G, 16, 16G, 518, 518C, 528, 814, 815, 920, 930, 930R, 950, 966C, 966R, 988B, 992, FB518
6T3643	15 AMP	120H, 12H, 135H, 140H, 143H, 14H, 160H, 163H, 16H, 24H, 30/30, 3116, 3126, 3126B, 3176C, 3196, 3208, 320D, 320D FM, 324D FM, 324D FM LL, 325D FM, 325D FM LL, 3304, 3304B, 3306, 3306B, 3406E, 3408B
6T3644	20 AMP	120H, 120M, 12H, 12H NA, 12M, 135H, 140G, 140H, 140H NA, 140M, 143H, 14H, 14M, 160H, 160M, 163H, 16H, 16M, 2290, 2390, 2391, 2491, 24M, 2590, 30/30, 3114, 3116, 3126, 3208, 320B, 3304, 3304B, 3306
2802710	20 AMP	120M, 120M 2, 12M, 12M 2, 12M 3, 12M 3 AWD, 140M, 140M 2, 140M 3, 140M 3 AWD, 14M, 160M, 160M 2, 160M 3, 160M 3 AWD, 16M, 256C, 262C, 272C, 277C, 277C2, 279C, 287C, 289C, 297C, 299C, 621H, 621K, 623H
5M2555	40 AMP	120B, 12E, 140, 140B, 14E, 215, 225, 235, 245, 3304B, 3306, 3306B, 3408B, 518, 518C, 528, 528B, 530B, 561C, 561D, 571G, 572G, 583H, 583K, 594H, 613, 613B, 814, 815, 910, 920, 930, 930R, 941, 950, 951B
1712206	50 AMP	2290, 2390, 2391, 2491, 2590, 312E, 312E L, 314E CR, 314E LCR, 316E L, 318E L, 511, 521, 521B, 522, 522B, 532, 541, 541 2, 551, 552, 552 2, 627G, 637E, 637G, 657G, 950H, 962H, 966H, 966K, 966M, 966M X
1712208	60 AMP	216, 228, 236, 247, 248, 267, 287, 301.5, 302.5, 303, 304, 305, 305.5, 306, 306E, 307, 307C, 307D, 308C, 308D, 311C, 311D LRR, 311F LRR, 3126B, 312C, 312C L, 312D, 312D L, 312D2, 312D2 GC, 312D2 L
2V2380	60 AMP	215, 215B, 215C, 215D, 225, 225D, 229, 229D, 231D, 235, 235B, 235C, 235D, 245, 245B, 245D, 814B, 815B, 816B, 824C, 825C, 950B, 950B/950E, 966D, 980C, 988B, 992C
6T3645	60 AMP	130G, 3116, 3126B, 315B, 315B FM L, 315B L, 317B LN, 318B, 3208, 3304, 3304B, 3306, 3306B, 3406B, 3406C, 3406E, 3408, 3408B, 3408C, 3412, 3412C, 3412E, 3456, 3508, 3508B, 3512, 3512B, 3512C, 3516
1712210	80 AMP	1090, 1190, 1190T, 120H, 120M, 120M 2, 1290T, 12H, 12M, 12M 2, 12M 3, 12M 3 AWD, 135H, 1390, 140H, 140M, 140M 2, 140M 3, 140M 3 AWD, 143H, 14H, 14M, 160H, 160M, 160M 2, 160M 3, 160M 3 AWD, 163H, 16H

CIRCUIT BRAKEERS (CONT.)

Part No.	Rating	Application
9S4693	80 AMP	120H, 120H ES, 120H NA, 12H, 12H ES, 12H NA, 135H, 135H NA, 140H, 140H ES, 140H NA, 143H, 14H NA, 160H, 160H ES, 160H NA, 163H NA, 16H NA, 24H, 30/30, 320B, 325B L, 330B L, 345B, 345B II, 345B II MH
1712211	90 AMP	1090, 1190, 1190T, 1290T, 1390, 2290, 2390, 2391, 2470C, 2491, 2570C, 2590, 2670C, 2864C, 3126B, 312E, 312E L, 314E CR, 314E LCR, 316E L, 318E L, 320C, 320C FM, 320D GC, 320D L, 320E, 320E L, 320E LN
1712212	105 AMP	1090, 1190, 1190T, 120K, 120K 2, 1290T, 12K, 1390, 140H, 140K, 140K 2, 143H, 14H, 160H, 160K, 163H, 16H, 216B, 226B, 2290, 232B, 236B, 2384C, 2390, 2391, 242B, 2470C, 247B, 2484C, 2491, 24H, 252B
1712215	150 AMP	120M, 12M, 140M, 14M, 160M, 16M, 24M, 3126B, 525D, 535D, 545D, 550, 550B, 554, 555D, 560B, 564, 570, 570B, 574B, 580, 580B, 621H, 621K, 623H, 623K, 623K LRC, 627H, 627K, 627K LRC, 65E, 735B, 740B

## BRUSHES



### STARTER BRUSHES

Part No.	Description	Starter Motor	Application
3T4703	BRUSH AS	3T2649, 3T2650, 3T2651, 3T2656, 7T0796	140G, 14G, 1673C, 225, 235, 245, 3208, 3304, 3306, 3306B, 3406, 3406B, 3408, 3412, 3508, 3512, 3516, 572G, 621, 627E, 637E, 776, 777, 815B, 826C, 920, 950B, 980C, D5H, D6D, FB221, G3512, G3516, PR-750
3T5047	BRUSH AS	3T2661, 3T2655, 6V3948, 7T9254, 7T9255	1673C, 3204, 3208, 3304, 3306, 3406, 3406B, G3304
3T9524	BRUSH AS	3383454	1090, 1190, 1190T, 120M, 120M 2, 1290T, 12M 2, 12M 3, 12M 3 AWD, 1390, 140M, 140M 2, 140M 3, 140M 3 AWD, 14H, 14M, 160M, 160M 2, 160M 3, 160M 3 AWD, 16H NA, 16M, 2290, 235, 235D, 2390, 2391, 245, 2491
4M1845	BRUSH AS	3T4581, 6V5227, 6V5539, 2071556,	12E, 14E, 1673, 1673C, 1676, 16G, 215, 225, 245, 3208, 3304, 3306, 3306B, 3406, 3412, 518, 777, 824, 920, 930, 941, 943, 950, 950B, 955H, 955K, 963, 966C, 977H, D250B, D25C, D300B, D30C, D330A, D334
5L8732	BRUSH AS	3T2657, 7G9132, 9L3597, 4N8253	1140, 1150, 1160, 1673, 1673B, 1673C, 1676, 3208, 3304, 3306, 3406, D320A, D330A, G3304
5L9056	BRUSH AS	2P2502, 5L9053	920, 950, 951B, D320A, D4D, D6C
7M0329	BRUSH AS	2P3926, 3T2773, 3T2776, 3T2777, 3T2779, 3T2780, 3T2785, 3T2786, 6N3226, 6N9677	16, 1693, 245, 3406, 3408, 3412, 3508B, 3512, 594, 594H, 621, 627, 631C, 631D, 633D, 637D, 651, 651E, 657B, 657E, 769C, 772, 824B, 966D, 977K, 988, 988B, 992C, D10, D342, D342C, D348, D379, D379A, D37
1275953	BRUSH AS	1120106, 1252988, 2724774	307, 311C, 311D LRR, 312C, 312C L, 312D, 312D L, 313D, 314C, 314D CR, 314D LCR, 315, 315B, 315C, 315D L, 317B LN, 318B, 318C, 318D L, 319C, 319D, 319D L, 319D LN, 320B, 320C, 320C FM, 320C L, 320D

### BRUSH KITS FOR STARTER MOTORS

Part No.	Engine Model/Application	Electrical Motor Starter
2P8815	2P6162, 4N7904	215, 920, 966C, 977K
3E0128	6V4641, 6V4940, 6V5226, 6V5227, 6V5538, 9X4447, 9X4453, 9X4454	120G, 120M, 12G, 12H, 12H ES, 12H NA, 12M, 130G, 140G, 140H, 140H ES, 140H NA, 143H, 14G, 14H, 14H NA, 160G, 160H, 160H ES, 160H NA, 163H NA, 1673C, 16G, 16H, 16H NA, 2290, 2390, 2391, 245B, 2491
3T0844	3T2371, 3T6305	120G, 12G, 130G, 140G, 14G, 160G, 1673C, 16G, 215, 215B, 235, 245, 3176B, 3176C, 3196, 3208, 330 L, 3304, 3304B, 3306, 3306B, 3306C, 3406, 3406B, 3406C, 3406E, 3408, 3408B, 3408C, 3412, 3412C, 3412E
4N7554	3N9497, 4N0190, 4N0241, 9G6941, 9X0354,	910, 931B, D3, D379B, RT50





Part No.	Engine Model/Application	Electrical Motor Starter
4N8618	6V5227	120G, 3208, 3304, 3306, 3306B, 518, 613, 613B, 613C, 920, 930, 950B, 955L, 963, D4D, D4E, D5H, D6C, G936
4N9401	6V5539, 2071556	130G, 140G, 16G, 235, 245, 3208, 3304, 3306, 3306B, 3406, 3406B, 3408, 3412, 3508, 3512, 3516, 572G, 627E, 637E, 815B, 826C, 920, 950B, 963, 966C, 980C, D4D, D5H, D6D, D7G, PR-750B
8C3655	6V4641, 6V5227, 2371962	120G, 120M, 12G, 12H, 12H ES, 12H NA, 12M, 130G, 140G, 140H, 140H ES, 140H NA, 140M, 143H, 14G, 14H, 14H NA, 14M, 160G, 160H, 160H ES, 160H NA, 160M, 163H, 163H NA, 1673C, 16G, 16H, 16H NA, 16M, 215B
9W0855	6T8832, 7X1361, 1006329, 1008224, 1475467, 1663800, 1911778, 2202665, 2240764, 2933343	3054, 3054B, 3056, 428, CB-534D, CB-564D, G3516B, TH103, TH62, TH63, TH82, TH83
9X4825	1068558, 2071517	120H, 120H ES, 120H NA, 120K, 120K 2, 12K, 135H, 135H NA, 140G, 140K, 140K 2, 160K, 214B, 224B, 3116, 3126, 3126B, 3126E, 320 L, 320B, 322, 322B L, 322B LN, 322C, 322C FM, 324D, 324D FM, 324D FM LL

### STARTER BRUSH HOLDERS & PLATES

Part No.	Description	Starter Motor	Application
7T3278	HOLDER AS-BRUSH	6V4646, 6V5207, 6V5537, 6V5821, 8C3594, 8C3644, 8C3650, 8C3651, 1068554, 1654619, 2071551, 2071556, 2071557, 2071564	120G, 120M, 12G, 12H, 12H ES, 12H NA, 12M, 130G, 140G, 140H, 140H ES, 140H NA, 140M, 143H, 14G, 14H, 14H NA, 14M, 160G, 160H, 160H ES, 160H NA, 160M, 163H, 163H NA, 1673C, 16G, 16H, 16H NA, 16M, 215B
3T9525	PLATE AS-BRUSH	3383454, 3496606, 3508694, 3529766, 5909161, 5948720, 5948721	1090, 1190, 1190T, 120M, 120M 2, 1290T, 12M 2, 12M 3, 12M 3 AWD, 1390, 140M, 140M 2, 140M 3, 140M 3 AWD, 14H, 14M, 160M, 160M 2, 160M 3, 160M 3 AWD, 16H NA, 16M, 2290, 235, 235D, 2390, 2391, 245, 2491
7M0330	PLATE AS-BRUSH	3T2773, 3T2774, 3T2776, 3T2777, 3T2778, 3T2779, 3T2780, 3T2781, 3T2783, 3T2785, 3T2786, 3T2787, 6N3226, 6N9677	16, 1693, 245, 3406, 3408, 3412, 3508B, 3512, 594, 621, 627, 631C, 631D, 633C, 633D, 637D, 651, 651E, 657B, 657E, 769C, 772, 824B, 966D, 977K, 988, 988B, 992C, D10, D342, D342C, D348, D379A, D379B
7N1282	PLATE AS-BRUSH	3P0007, 3T2756, 3T2772, 3T4581, 7N1285, 8N2447	1673C, 215, 225, 3304, 3306, 3306B, 518, 920, 943, 950B, 963, D250B, D25C, D300B, D30C, D350C, D35C, D4D, D4E, D5B, G936, IT28, IT28B

### ALTERNATOR BRUSHES

Part No.	Description	Starter Motor	Application
2L6839	BRUSH AS	3L4326, 4L2113, 4L3264, 5L5750, 5L5751,	D320A, D330A, D333A
3E5459	BRUSH AS	3E8227, 9X6796, 9X9096, 1077977, 1171379, 1214134, 1259597, 1322156,	1673C, 3114, 3116, 3126, 3126B, 3176, 3176B, 3176C, 3196, 3208, 320B, 325B L, 3306, 3306B, 3306C, 330B L, 3406B, 3406C, 3406E, 3408, 3408E, 3412, 3412E, 3456, 345B L, 35, 350, 365B, 365B II, 45, 539
5M3102	BRUSH AS	1S0150, 1S0151, 2M6494, 2M6496, 6N9294	12E, 955H, 966C, D4D, D8H
6T2031	BRUSH AS	6T1395, 6T1396, 7T2095, 7T2096, 1492064,	3114, 3116, 3126, 3126B, 3176B, 3176C, 3196, 3208, 3304, 3304B, 3306, 3306B, 3406, 3406B, 3406C, 3406E, 3408, 3408C, 3412, 3412C, 3412D, 3412E, 446B, 446D, C-12, C15, C18, CB-614, CS-551, G3304, G3304
1P1130	KIT-BRUSH	2P1204	120G, 245, 3208, 3306, 3406, 3408, 3508, 3508B, 3512, 3516, 594, 814, 951B, 966C, D4D, D5, D8K, D9H

## ELECTRICAL TERMINALS



### ELECTRICAL TERMINALS

Part No.	Description	
2L8058	TERMINAL-RING, 18- 22 AWG	
2L8066	TERMINAL-RING, 10-12 AWG	
2L8067	TERMINAL-RING, 10-12 AWG	
2L8069	TERMINAL-RING, 10-12 AWG	
2L8071	TERMINAL-RING, 10-12 AWG	
2L8075	TERMINAL-RING, 14-16 AWG	
2L8076	TERMINAL-RING, 14-16 AWG	
2L8077	TERMINAL-RING, 14-16 AWG	
2L8079	TERMINAL-RING, 14-16 AWG	
2L8081	TERMINAL-RING, 14-16 AWG	
4S1988	TERMINAL-BLADE, 1/4 IN.TAB-TYPE 14-16 AWG	
5P4571	TERMINAL-BLADE, 14-16 AWG	
5P2957	TERMINAL-BLADE, 14-16 AWG	

### CABLE TERMINALS

Part No.	Description	
1S7252	TERMINAL-CABLE, 00 GAUGE	
1S7251	TERMINAL-CABLE, 00 GAUGE	

### BATTERY POST TERMINALS

Part No.	Description	
08000-00020	BATTERY TERMINAL, CABLE POSITIVE POST (+)	
08000-00021	BATTERY TERMINAL, CABLE NEGATIVE POST (-)	
3S6049	BATTERY TERMINAL, CABLE POSITIVE POST (+)	
3S6050	BATTERY TERMINAL, CABLE NEGATIVE POST (-)	

## ELECTRICAL TERMINAL KITS



Part No.
1409944

† The CTP Electrical terminal kit part # **1409944** includes: The most popular electrical terminals, the splice wires and the crimping tool. All in only one box.

# TERMINAL CONNECTOR KITS

The CTP Terminal Connector Kits come conveniently packed in a special protective suitcase.

## DEUTSCH™ DT SERIES



Deutsch™ DT are an environmentally-sealed connectors designed specifically for cable to cable applications. These connectors provide an excellent connection for signal level circuits in harsh environmental conditions, where even a small degradation in connection may be critical.

## DEUTSCH™ DT SERIES CONNECTORS

Part No.	1753700
<b>Features</b>	HD20
<b>Number of pieces</b>	386
<b>Durability</b>	No electrical or mechanical defects after 100 cycles of engagement or disengagement.
<b>Moisture &amp; Corrosion Resistance</b>	Thermoplastic (-550 C to + 1250 C rated) housings and silicone seals allow the connector to withstand conditions of extreme temperature and moisture.
<b>Fluid Resistance</b>	Properly wired and mated connection will withstand immersion under three feet of water without loss of electronic qualities or leakage.
<b>Vibration</b>	No unlocking or unmating and exhibits no mechanical or physical damage after vibration level testing
<b>Typical applications</b>	The chassis, in the cab, under the hood, on the engine and the transmission.

## DEUTSCH™ HD20 SERIES CONNECTORS



The Deutsch™ HD (Heavy Duty) Connector series was developed with the heavy-duty equipment and off highway industry in mind. HD Series connectors are a **thermoplastic cylindrical coupling** that offers arrangements from 3 to 9 cavities for heavy-duty applications. These connectors are easy to install, environmentally sealed and compact in size. The simplicity of the HD Series Connectors help reduce assembly difficulty, maintenance time, and are built to meet industry standards to provide sustainability in demanding environments.

Features	HD20
<b>Durability</b>	No electrical or mechanical defects after 100 cycles of engagement or disengagement.
<b>Moisture &amp; Corrosion Resistance</b>	Water does not penetrate seals when submerged in 3 feet of water. No evidence of corrosion after exposure to 48 hours of salt spray testing.
<b>Fluid Resistance</b>	Connector show no damage when exposed to most fluids used in industrial applications.
<b>Vibration</b>	Maintains continuity and exhibits no mechanical or physical damage during or while subject to vibration.
<b>Typical applications</b>	High current high current connections such as solenoids, relays and switches.

† To ensure proper electrical performance, contact terminals must be crimped using crimping tool Part No. 1U5804, which needs to be ordered separately. See page 154 for more information.

DEUTSCH™ is a trademark used by TE Connectivity family of companies.

## ELECTRICAL FUSES



## BLADE TYPE FUSES

Part No.	AMPS	Description
9W1442	10 AMP (RED)	BLADE TYPE REGULAR
9W1441	15 AMP (BLUE)	BLADE TYPE REGULAR
9W1446	20 AMP (YELLOW)	BLADE TYPE REGULAR
8T9636	30 AMP (GREEN)	BLADE TYPE REGULAR

## BLADE TYPE MINI FUSES

Part No.	AMPS	Description
1412759	5 AMP (YELLOW) 32V DC	BLADE TYPE MINI
1412760	7.5 AMP (RED)	BLADE TYPE MINI
1138490	10 AMP (RED)	BLADE TYPE MINI
1138491	15 AMP (BLUE) 32V DC	BLADE TYPE MINI
08041-01500	15 AMP (BLUE) KOMATSU®	BLADE TYPE MINI
1138492	20 AMP (YELLOW)	BLADE TYPE MINI
1138493	25 AMP (CLEAR) 32V DC	BLADE TYPE MINI
1243548	30 AMP (GREEN)	BLADE TYPE MINI

## CARTRIDGE TYPE FUSES

Part No.	AMPS	Description
2749872	30 AMP	CARTRIDGE TYPE
2786377	40 AMP	CARTRIDGE TYPE

## GLASS TUBE FUSES

Part No.	AMPS	Description
2S6024	5 AMP	GLASS TUBE
3K8782	10 AMP 250V	GLASS TUBE
3D4529	14 AMP 32V DC	GLASS TUBE
8M8948	15 AMP 32V DC	GLASS TUBE
8M0456	20 AMP 32V DC	GLASS TUBE
8M8947	30 AMP	GLASS TUBE

## GAS ENGINE SPARK PLUGS



Part No.	Engine Model
1286238	G3408, G3408C, G3412, G3412C
1593219	G3606, G3606B, G3608, G3612, G3616
2434291	G3520C, G3606, G3606B, G3608, G3612, G3616
3465123	G3512E, G3516B, PMG3516
4797702	G3508, G3512, G3516
2N0553	G3306, G342C, G353D, G379, G398, G399
2N2839	CG137-08, CG137-12, D379B, G3304, G3304B, G3306, G3306B, G3406, G3408, G3412, G343
4W2256	G3304, G3304B, G3306, G3306B, G3406, G3408, G3408B, G3412

## COMBUSTION EXHAUST SPARK PLUG



### COMBUSTION EXHAUST SPARK PLUG

#### FEATURES:

- ✓ One piece design
- ✓ Improved design (eliminated screw joint)
- ✓ Optimized bonding method
- ✓ Black oxidized to prevent corrosion

Part No.	Engine Model
2953099	C9.3, C13, C15, C18

## GOVERNORS



### FUEL SYSTEM GOVERNORS

Part No.	Description	Application
1028031	MOTOR AS-GOVERNOR	322, 322 FM L
1060080	MOTOR AS	315
1060092	MOTOR AS	320 L, 320N
1060097	MOTOR AS-GOVERNOR	330, 330 L
1060100	MOTOR AS-GOVERNOR	325, 325 L
1190636	MOTOR AS-GOVERNOR	350
1190645	MOTOR AS-GOVERNOR	375, 375 L, 5080
1263007	MOTOR AS-GOVERNOR	350
1263015	MOTOR AS-GOVERNOR	375, 5080
1263018	MOTOR AS-GOVERNOR	322 LN
1263019	MOTOR AS-GOVERNOR	320 L
1263020	MOTOR AS-GOVERNOR	315, 317
1263021	MOTOR AS-GOVERNOR	312
2475206	MOTOR AS-GOVERNOR	311C
2475211	MOTOR AS-GOVERNOR	318C, 319C
2475212	MOTOR AS-GOVERNOR	320C, 320C FM, 320C L, 320D
2475213	ACTUATOR AS-GOVERNOR	320C, 323D L, 323D LN
2475214	ACTUATOR AS-GOVERNOR	320C, 320D LRR
2475227	MOTOR AS-GOV	311B, 312B, 312B L
2475228	MOTOR AS-GOVERNOR	317B LN, 318B
2475229	MOTOR AS-GOVERNOR	312B L
2475230	MOTOR AS-GOVERNOR	315B L
2475231	MOTOR AS-GOV	320B, 320B L
2475232	ACTUATOR AS-GOVERNOR	320B, 322B LN, 325B L
2475235	MOTOR AS-GOVERNOR	330B L
415496	MOTOR AS-GOVERNOR	311, 312
7Y3913	MOTOR AS	320 L
7Y3914	MOTOR AS-GOVERNOR	320 L
7Y3991	MOTOR AS-GOVERNOR	350
7Y5461	MOTOR AS-GOVERNOR	325, 325 L, 325 LN
7Y5468	MOTOR AS-GOVERNOR	375, 375 L, 5080
7Y5571	MOTOR AS-GOVERNOR	330 FM L, 330 L



# LIGHTING I



## SEALED LAMPS

Part No.	Description
1M5898	SEALED UNIT 24V
1M5899	SEALED UNIT 24V
1M5928	SEALED UNIT 24V
2M4168	SEALED UNIT 12V
2M4169	SEALED UNIT 12V
2P7469	SEALED UNIT
5S5149	SEALED UNIT 24V
6N7987	SEALED UNIT 24V
8T8753	SEALED UNIT 24V
9W1280	SEALED UNIT 24V
9W1281	SEALED UNIT 24V



## LED LAMP GROUP

Part No.	Voltage
3838634	24V
3861717	24V
3861718	24V 35W
3861722	9/32V
3861723	9/32V

Part No.	Voltage
4170977	9/32V
4410314	24V
4410315	24V

## DRIVING & TRAFFIC LIGHTS

### Features:

- ✓ Combination drive light E-approved, SAE and ASAE
- ✓ High/Low Beam, Pilot light, turn signal and repeater
- ✓ Available in left-hand and right-hand traffic

Part No.	Description
1950189	LAMP GP-HD & SIGNAL RH
1950190	LAMP GP-HD & SIGNAL LH
1950191	LAMP GP-HD & SIGNAL RH
1950192	LAMP GP-HD & SIGNAL LH
3020409	LAMP GP-HD & SIGNAL RH
3443455	LAMP GP-HD & SIGNAL RH
3443456	LAMP GP-HD & SIGNAL LH
3E7584	LAMP GP-HD & SIGNAL RH



## LAMP ASSEMBLY KITS

Kit Part No.	Body Part No.
1M1882	2P2541
4K8033	2P2540
6N7989	6N7988



## LAMP GROUPS

Part No.	Voltage
1071301	12V 55W
1076689	24V 70W
1428637	12V 55W
1717213	24V 35W
1760311	12V 55W
1993137	24V 70W
2108423	21/24V 35W
2196488	24V 70W
2255075	24V 70W
2905749	24V 70W
2908118	24V
1058069	12V 55W
1068964	24V 65W
1074402	24V 21W
1097041	24V
1267487	24V 70W
1336335	24V 70W
1336336	24V 70W
1428637	12V
1532073	24V 70W
1532521	24V 70W
1532523	24V
1547986	12V
1570305	24V 70W
1613509	24V 70W
1623294	24V 70W
1673441	24V 70W

Part No.	Voltage
1712065	24V 70W
1717214	24V 65W
1729973	24V
1760312	12V 55W
1760780	24V
2108423	12/24V 35W
2129347	12V 55W
2142968	12V 55W
2142969	12V 55W
2196485	24V 55W
2196486	24V 70W
2196487	24V 70W
2275978	24V 70W
2344324	24V 70W
2344325	24V 70W
2347727	12V 55W
2423514	24V 70W
2423517	24V 70W
2423519	24V 70W
2470294	70W
2548155	24V 55W
2905760	12V 55W
2908117	24V
3329402	24V 35W
3479427	24V 35W
3593427	24V 35W
3593428	24V 35W
3886295	24V 35W
4N9303	24V
5I8250	24V 65W
9X1439	24V 70W
9X6853	12V 55W
9X7169	24V
9X7170	24V
9X7779	12V 55W
9X8179	12V 55W
9X8180	12V 55W
9X6853	12V 55W
9X7169	24V
9X7170	24V
9X7779	12V 55W
9X8179	12V 55W
9X8180	12V 55W



## SIGNAL, STOP LAMPS AND LENSES



Part No.	Description
1054849	LAMP GP-SIGNAL
1054850	LAMP GR-SIGNAL
1072282	LAMP G - SIGNAL 24V 21W
1074401	LAMP A-STOP LIGHT 24V
1074402	LAMP G - SIGNAL 24V 21W
2026611	LENS AS
3345409	LAMP GR-SIGNAL
3345410	LAMP GR-SIGNAL
3348049	LAMP GR-SIGNAL
3E6466	LAMP GR-SIGNAL
3E7586	LAMP GR-SIGNAL
3E7587	LAMP GR-SIGNAL
3E9382	LAMP GR-SIGNAL
3T3967	LAMP GR-SIGNAL
5C8964	LAMP A-RH 24V
5C9029	LAMP A-LH 24V
6N7982	LAMP A-STOP LIGHT 24V
7G9318	LAMP GP-SIGNAL
7M7147	LAMP A-STOP LIGHT 24V
8C6207	LAMP A-STOP LIGHT 24V
8C6207	LAMP A-STOP LIGHT 24V
8T9683	LAMP GR-SIGNAL
9X1407	LAMP GR-SIGNAL
9X3064	LENS A
9X3066	LENS A
9X3068	LENS A
9X4174	LENS A
9X7797	LENS A
9X7798	LENS A



## STANDARD LIGHTS

Part No.	Voltage	Wattage	Light	Len. Size
CTPX12V3X3	12V	35 watts	Xenon	3x3
CTPX24V3X3	24V	35 watts	Xenon	3x3
CTPH12V5X5	12V	55 watts	Halogen	5x5
CTPH24V5X5	24V	65 watts	Halogen	5x5
CTPH12V3X3	12V	55 watts	Halogen	3x3
CTPH24V3X3	24V	65 watts	Halogen	3x3

## LAMP BULBS



Part No.	Part No.
1003245	7N9943
2D1959	7N9967
3519918	7X2058
3E8825	8D1429
3H2691	8L9801
3N5719	8T9749
5D0019	9W0607
5M8034	9X3465
7H2976	9X4492
7N1996	9X4493
7N5876	

## WARNING LIGHTS I

### AMBER LED



#### Features:

- ✓ Snap-on bezel
- ✓ 25 customer selectable flash patterns, including steady-on
- ✓ Versatile LED warning lights that are built with fully encapsulated circuitry
- ✓ Can be mounted just about anywhere, interior or exterior
- ✓ Optional mounting brackets are also available (need to place a special order)

Part No.	Description	Voltage	Amp. Draw
CDLX3-A	3 Amber Flush Mount	10-16V DC	0.29 amps
CDLX4C-AW	4 Amber/White Flush Mount	10-30V DC	0.7 amps @ 12V DC 0.3 amps @ 24V DC
CDLX6-AA*	6 Amber	10-30V DC	0.9 amps @ 12V DC 0.5 amps @ 24V DC

\* Designed for bracket mounting only. Incorporates a Heavy Duty heat Sink

## SPHERICAL LED HEAD



Part No.	Description	Features
CDLS306-AW	Amber/White Black Bezel	<ul style="list-style-type: none"> <li>» Kit includes a snap-on polycarbonate bezel that will hide the screw heads for a clean install.</li> <li>» 25 customer selectable flash patterns, including steady on</li> <li>» Maximum light output in a minimum package</li> </ul>
CDLS306C-AW	Amber/White Chrome Bezel	<ul style="list-style-type: none"> <li>» No need to install a separate flasher unit; it's built into this miniature housing</li> <li>» Lens has diffusing optics for wider coverage</li> <li>» Circuitry is fully encapsulated within the housing for vibration and water resistance</li> </ul>
CDLS306-AA	Amber/Amber Black Bezel	<ul style="list-style-type: none"> <li>» Interior/exterior mount</li> <li>» 10-30V DC voltage</li> <li>» 1.2 amps max = Amp Draw</li> </ul>

Note: CDLS306-AW/CDLS306C-AW/CDLS306-AA are all the same. The difference is the color of the lights & the bezel.  
A = Amber W = White C = Chrome bezel




## THIN AUX. LED WITH RECTANGULAR BEZEL



Part No.	Description	Features
CDLXT-121-AA	Amber/ Amber Black Bezel	<ul style="list-style-type: none"> <li>» Standard warning LED light</li> <li>» 21 customer selectable flash patterns, including steady-on</li> </ul>
CDLXT-121C-AA	Amber/Amber Chrome Bezel	<ul style="list-style-type: none"> <li>» Only 1/2" thick</li> <li>» Can be mounted just about anywhere, interior or exterior</li> </ul>
CDLXT-121-AW	Amber/White Black Bezel	<ul style="list-style-type: none"> <li>» Amber/Amber and Amber/White split colors</li> <li>» Built with fully encapsulated circuitry</li> <li>» Optional brackets are available (special order required)</li> </ul>
CDLXT-121C-AW	Amber/White Chrome Bezel	<ul style="list-style-type: none"> <li>» Voltage = 10-16V DC</li> <li>» Amp Draw = 0.3 amps @ 12V DC</li> </ul>

Note: CDLXT-121-AA/CDLXT-121C-AA/CDLXT-121-AW/CDLXT-121C-AW are all the same. The difference is the color of the lights & the bezel.  
A=Amber W=White C=Chrome bezel

## FLASHING / ROTATING WARNING LIGHTS

Description	Part No.	Features
 LED PAR36 WHITE HAZARD TURN	CLDHT362-T-C	<ul style="list-style-type: none"> <li>• Clear lens</li> <li>• Swivel mount</li> <li>• Quick installation in any situation</li> <li>• 32 customer selectable flash patterns, including steady-on</li> <li>• Turn signal input</li> <li>• Trapezoidal</li> <li>• Voltage = 10-30V DC</li> <li>• Amp Draw = 1.1 amps max</li> </ul>
 AMBER HALOGEN TEARDROP LIGHT	C1166HMA-24	<ul style="list-style-type: none"> <li>• Aerodynamic light is ideal for unmarked cars or volunteers</li> <li>• Voltage = 24V DC</li> <li>• Cigarette plug with light on/off switch</li> <li>• Magnet mount</li> </ul>
 AMBER PANCAKE LIGHT WITH MAGNET MOUNT	C1169HMA-24	<ul style="list-style-type: none"> <li>• Low profile design, allows it to fit under sloping windshields with minimum obstruction and visibility</li> <li>• Wide angle reflector for longer flash duration and brighter pulse</li> <li>• Voltage = 24V DC</li> <li>• Cigarette plug with light on/off switch</li> <li>• Magnet mount</li> </ul>

Part numbers are used for reference purposes only.

Costex Tractor Parts Copyright © 2023. All rights reserved.

FLASHING / ROTATING WARNING LIGHTS (CONT.)

Description	Part No.	Features
 AMBER CONTOUR M-TECH PLUS MINIBAR	C9100LEDV-A	<ul style="list-style-type: none"> <li>Extremely low profile, made to "contour fit" to the roof of your vehicle</li> <li>Super bright LED technology</li> <li>Provides a superior warning light image</li> <li>Injection molded polycarbonate base is combined with two rubber coated vacuum magnets to "custom mount to your vehicle"</li> <li>12" cigarette plug with lighted on/off and pattern select switch</li> <li>20 customer selectable flash patterns</li> <li>10-16V DC voltage</li> <li>2.3 amps max = Amps draw</li> </ul>
 LAMP GROUP	1081029	<ul style="list-style-type: none"> <li>Revolving light</li> <li>Magnet mount</li> <li>Voltage = 24V DC</li> <li>Amp Draw = 4.0 amps (50 watt)</li> <li>Rugged die-cast aluminum base</li> <li>Enclosed bottom</li> <li>Patented shock mounted rotators with two sealed roller bearings provide quiet, smooth, and maintenance free operation</li> <li>Lock-and stay bulbs are field replaceable</li> <li>Durable polycarbonate plastic outer domes keep our lights corrosion, weather, and impact resistant</li> </ul>
 LAMP GROUP	2843757	<ul style="list-style-type: none"> <li>LED</li> <li>Amber lens</li> <li>Durable, lightweight polycarbonate, universal flange base: three-hole permanent mount</li> <li>28 customer selectable flash patterns including steady-on</li> <li>Fully encapsulated circuitry for weather and shock resistance</li> <li>Interchangeable lens</li> <li>Voltage = 10-30V DC</li> <li>Amp Draw = 0.4 amps @ 12V DC, 0.8 amps max</li> </ul>

LINEAR ACTUATORS PARTS



CTP Linear actuators feature:

- ✓ Die-cast aluminum power heads available in several gear ratios able to handle loads up to 4000 lbs.
- ✓ Motor voltages include 12, 24, 36 Volt DC or 110 and 220 volt AC.
- ✓ Acme and ball screws are available.
- ✓ Dynamic load capacity of 3000 lbs.
- ✓ Static load capacity 5000 lbs.
- ✓ Temperature Range: 90°C, 194°F Maximum to -35°C, -30°F Minimum.

Part No.	Description	Application
4793060	ACTUATOR GP-POWER	950H, 962H, 966H, 972H,
4793070	ACTUATOR AS	980C

LINEAR ACTUATOR PARTS

Part No.	Description	Application
2624918	POWERHEAD AS	824G, 825G, 826G, 938G, 938G II, 950G, 950G II, 962G, 962G II, 966G, 966G II, 966H, 972G, 972G II, 972H, 980G, 980G II, IT38G, IT62G, IT62G II
1171559	MOUNT AS	50, 550B, 560B, 570, 570B, 580, 580B, 725, 730, 824G, 825G, 826G, 938G, 938G II, 938H, 950G, 950G II, 950H, 962G, 962G II, 962H, 966G, 966G II, 966H, 972G, 972G II, 972H, 980G, 980G II, CS-531D
1224233	WIPER	10 FT, 10B, 550, 550B, 560B, 570, 570B, 580, 580B, 725, 730, 824G, 825G, 826G, 938G, 938G II, 938H, 950G, 950G II, 950H, 962G, 962G II, 962H, 966G, 966G II, 966H, 972G, 972G II, 972H, 980G, 980G II, IT38G, IT62G II
2036470	GASKET KIT	550, 550B, 560B, 570, 570B, 580, 580B, 824G, 825G, 826G, 938G, 938G II, 950G, 950G II, 962G, 962G II, 966G, 966G II, 966H, 972G, 972G II, 972H, 980G, 980G II, IT38G, IT62G II
2036473	GASKET	550, 550B, 560B, 570, 570B, 580, 580B, 725, 730, 824G, 825G, 826G, 938G, 938G II, 938H, 950G, 950G II, 950H, 962G, 962G II, 962H, 962K, 966G, 966G II, 966H, 966K, 966M, 966M XE, 972G, 972G II

LINEAR ACTUATOR PARTS (CONT.)

Part No.	Description	Application
2056029	MOTOR AS-ELECTRIC	550, 550B, 560B, 570, 570B, 580, 580B, 824G, 825G, 938G, 938G II, 938H, 950G, 950G II, 950H, 962G, 962G II, 962H, 966G, 966G II, 966H, 972G, 972G II, 972H, 980G, 980G II, IT38G, IT38G II, IT38H, IT62G
2126854	ROD END	550, 550B, 560B, 570, 570B, 580, 580B, 725, 730, 824G, 825G, 826G, 938G, 938G II, 950G, 950G II, 962G, 962G II, 966G, 966G II, 966H, 972G, 972G II, 972H, 980G, 980G II, CS-531D, CS-563D, CS-573D, CS-5
2780644	GASKET-COVER	10B, 8 FT, 8-16B, 938G II, 938H, 950H, 950K, 962H, 962K, 966H, 966K, 972H, 972K, AP-1055D, AP-600D, AP-655D, AP-800C, AS2251, AS2252C, AS2301, AS2302, AS2302C, AS3251C, AS3301C, AS4252C
3058966	POWERHEAD AS	938G II, 938H, 950H, 962H, 966H, 972H, IT38G II, IT38H, IT62H
3058969	POST AS	938G II, 938H, 950H, 962H, 966H, 972H, IT38G II, IT38H, IT62H
3082071	ROD END	938G II, 938H, 950H, 950K, 962H, 962K, 966H, 966K, 972H, 972K, IT38G II, IT38H, IT62H
1682166	GASKET-MOTOR	10B, 550, 550B, 560B, 570, 570B, 580, 580B, 8 FT, 8-16B, 824G, 825G, 826G, 938G, 938G II, 938H, 950G, 950G II, 950H, 950K, 962G, 962G II, 962H, 962K, 966G, 966G II, 966H, 966K, 966M



SENSORS I

LIQUID LEVEL SENSORS

Part No.	Description	Application
1059993	SENSOR-FUEL LEVEL	311, 312, 315, 317, 320 L, 320N, 322, 322 FM L, 322 LN, 325, 325 L, 325 LN, 330, 330 FM L, 330 L, 350, 375, 375 L, 5080
1636700	SENSOR GP-FUEL LEVEL	1090, 1190, 1190T, 1290T, 1390, 2290, 2390, 2391, 2491, 312C, 312C L, 312D, 315C, 315D L, 318C, 319C, 319D, 319D LN, 320C, 320C FM, 320C L, 320D, 320D FM, 320D L, 320D LN, 321C, 321D LCR, 322C, 322C F
1782334	PROBE AS-LIQUID LEVEL	311D LRR, 312D, 312D L, 313D, 314D CR, 314D LCR, 315D L, 318D L, 319D, 319D L, 319D LN, 320C, 320C L, 320D, 320D FM, 320D GC, 320D L, 320D LN, 320D LRR, 320D RR, 321D LCR, 322C, 322C FM, 323D L, 323D
1782345	SENSOR GP-LIQUID LEVEL	311D LRR, 312D, 312D L, 313D, 314D CR, 314D LCR, 315D L, 318D L, 319D, 319D L, 319D LN, 320C, 320C L, 320D, 320D FM, 320D GC, 320D L, 320D LN, 320D LRR, 320D RR, 321D LCR, 322C, 322C FM, 323D L, 323D
2382227	SENSOR AS-FUEL LEVEL	305.5, 306, 307B, 307C, 311C, 320C, 320D LRR, 320D RR, 325C, 345B II
3066875	SENSOR GP-LIQUID LEVEL	1190, 1190T, 1390, 2290, 2390, 2391, 2470C, 2491, 2570C, 2590, 2670C, 2864C, 511, 521, 521B, 522, 522B, 532, 541, 541 2, 551, 552, 552 2, 553C, 563C, 573C, 584, 586C, 844K, 854K, 990K, 992K, 993K, 994

Part numbers are used for reference purposes only.

Part No.	Description	Application
4236434	SENSOR GP-LIQUID LEVEL	2384C, 2484C, 312E, 314E CR, 316E L, 318E L, 320E L, 320E LN, 320E LRR, 320E RR, 323D2 L, 323E L, 324E, 324E LN, 329E, 329E L, 349F L, 559C, 579C, 586C, BG1000E, BG1055E, C6.6, C7.1
4309449	SENSOR GP-COOLANT LEVEL	793F, 793F CMD, 795F AC, 795F XQ, 797F, C15, C18, MH3037

LIQUID LEVEL SENSORS FOR KOMATSU®

Part No.	Description	Application
4236434	SENSOR GP-LIQUID LEVEL	2384C, 2484C, 312E, 314E CR, 316E L, 318E L, 320E L, 320E LN, 320E LRR, 320E RR, 323D2 L, 323E L, 324E, 324E LN, 329E, 329E L, 349F L, 559C, 579C, 586C, BG1000E, BG1055E, C6.6, C7.1
4309449	SENSOR GP-COOLANT LEVEL	793F, 793F CMD, 795F AC, 795F XQ, 797F, C15, C18, MH3037



POSITION SENSORS

Part No.	Description	Application
2661466	SENSOR GP-POSITION	24H, 525C, 535C, 545C, 613G, 621B, 621G, 621H, 621K, 623G, 623H, 623K, 623K LRC, 627F, 627G, 627H, 627K, 627K LRC, 631D, 631E, 631G, 633E II, 637D, 637E, 637G, 651B, 651E, 657B, 657E, 657G, 69D, 725
2661467	SENSOR GP-POSITION	120H, 120K, 120K 2, 120M, 120M 2, 12H, 12K, 12M, 12M 2, 12M 3, 12M 3 AWD, 135H, 140G, 140H, 140K, 140K 2, 140M, 140M 2, 140M 3, 140M 3 AWD, 143H, 14H, 14M, 160H, 160K, 160M, 160M 2, 160M 3, 160M 3 AWD
2661470	SENSOR GP-POSITION	572R II, 583T, 587T, CB22B, CB24B, CB32B, CB34B, CB34B XW, CD-54, D10T, D11T, D3K XL, D3K2 LGP, D4K XL, D4K2 XL, D5K LGP, D5K2 XL, D6K, D6R III, D6T, D7R II, D8T, D9T, PL83, PL87, RM-300, RM-500
2661473	SENSOR GP-POSITION	3126B, 3176C, 3196, 3406E, 3408E, 3412C, 3412E, 3456, 3508B, 3508C, 3512, 3512B, 3512C, 3516B, 3516C, 785B, 789B, 793B, C-10, C-12, C-15, C-16, C-9, C11, C13, C15, C18, C27, C32, C7, C9, C9.3,
2661475	SENSOR GP-POSITION	572R II, 587T, D10R, D10T, D10T2, D11R, D11T, D6R III, D6T, D7R II, D8T, D9T, PL87
2661477	SENSOR GP-POSITION	825G, 826G, 950G, 950G II, 962G, 962G II, 966G, 966G II, 972G, 972G II, 980G, 980G II, 980H, 988G, 988H, 992G, 992K, D6N
2661478	SENSOR GP-POSITION	120K, 120K 2, 12K, 140K, 140K 2, 160K, 814F, 814F II, 815F, 815F II, 816F, 816F II, 824G II, 824H, 825G II, 825H, 826G II, 826H, 834G, 834H, 836G, 836H, 844, 844H, 854G, 854K, 938G II, 950G II
2661483	SENSOR GP-POSITION	769D, 771D, 773D, 773E, 775D, 775E, 776D, 777D, 784C, 785, 785B, 785C, 785D, 789, 789B, 789C, 789D, 793C, 793D, 797B, AD30, AD45B, AD55, AD55B, AD60, D250E II, D300E II, D400E II
2661484	SENSOR GP-POSITION	938H, 950G, 962G, 966G, 972G, 980G, 988B, 988F, 988F II, 990 II, 990H, 992G, 994, 994D, BG-260D, CB-44B, CB-54B, IT62G, PM-465, R1300, R1300G, R1300G II, R1600, R1600G, R1600H, R1700G, R2900, R2900G

Costex Tractor Parts Copyright © 2023. All rights reserved.



POSITION SENSORS (CONT.)

Part No.	Description	Application
2662337	SENSOR GP-POSITION	345D L, 345D L VG, 374D L, 924K, 930K, 938H, 938K, 950G II, 950H, 950K, 962G II, 962H, 962K, 963D, 966G II, 966H, 966K, 966M, 966M XE, 972G II, 972H, 972K, 972M, 972M XE, 973D, 980G II, 980H, 980K
3381488	SENSOR GP-POSITION	AD30



PRESSURE SENSORS

Part No.	Description	Application
1533962	FUEL PRESSURE SENSOR	24H, 3512B, 69D, 769D, 771D, 773D, 775D, 776D, 777D, 980F, 980F II, G3606, G3608, G3612, G3616, PM-201, PM-465, PM-565, PM-565B
1611703	AIR PRESSURE SENSOR	120K, 12H, 12K, 140G, 140H, 140K, 140K 2, 140M, 143H, 14H, 160H, 160K, 160M, 163H, 16H, 2290, 2390, 2391, 2491, 2590, 3126B, 3126E, 324D, 324D FM, 324D FM LL, 324D L, 324D LN, 325D, 325D FM
1611704	AIR PRESSURE SENSOR	120K, 12H, 12K, 140G, 140K, 140K 2, 140M, 160K, 160M, 2290, 2390, 2391, 2491, 2590, 324D, 324D FM, 324D FM LL, 324D L, 324D LN, 325D, 325D FM, 325D FM LL, 325D L, 325D MH, 328D LCR, 329D, 329D L
1611705	OIL PRESSURE SENSOR	1090, 1190, 1190T, 120K, 1290T, 12H, 12K, 140G, 140H, 140K, 140K 2, 140M, 143H, 14H, 160H, 160K, 160M, 163H, 16H, 2290, 2390, 2391, 2491, 2590, 3126B, 3126E, 324D, 324D FM, 324D FM LL, 324D L, 324D LN
1619926	AIR PRESSURE SENSOR	24H, 3406E, 3408C, 3408E, 3412, 3412C, 3412E, 3456, 3508, 3508B, 3508C, 3512, 3512B, 3512C, 3516, 3516B, 3516C, 3618, 5110B, 5130B, 5230B, 572R II, 583T, 587T, 621B, 621G, 623G, 627F, 627G, 631D, 631E
1619927	BOOST PRESSURE SENSOR	30/30, 3116, 3126, 3176B, 3176C, 3196, 3406E, 3456, 345B, 345B II, 345B II MH, 345B L, 365B, 365B II, 365B L, 480, 572R II, 65E, 75C, 75D, 75E, 85C, 85D, 85E, 95E, C-10, C-12, D7R II, DEUCE, R1600
1619930	BOOST PRESSURE SENSOR	3176B, 3176C, 3196, 3406E, 3408E, 3412E, 3456, 345B, 345B II, 345B II MH, 345B L, 365B, 365B II, 365B L, 480, 572R II, 65E, 75C, 75D, 75E, 85C, 85D, 85E, 95E, C-10, C-12, D7R II, R1600, R1600G, R1700G
1619932	OIL PRESSURE SENSOR	3126B, 3176B, 3176C, 3196, 3406E, 3408B, 3408C, 3408E, 3412, 3412E, 3456, 3508B, 3508C, 3512B, 3512C, 3516B, 3516C, 5110B, 5130B, 5230B, 65C, 75C, 75D, 85C, 85D, C-10, C-12, C-15, C-16, C-9, C11, C12
1638492	AIR PRESSURE SENSOR	3508, 3508B, 3512, 3512B, 3516, 3516B, 3612, 3616, 5130, 5230, 776C, 784B, 785B, 789B, 793B, D11R, SPF343, SPS343, SPT343
1638512	OIL PRESSURE SENSOR	C18, C32, C7, C9, TK1051
1638516	OIL PRESSURE SENSOR	3208, 3304, 3304B, 3306, 3306B, 3406B, 3408, 3408B, 3408C, 3412, 3412C, 3508, 3512, 3516, G3406, G3408, G3412, G3508, G3512, G3516, G3606, G3608, G3612, G3616, PM3412, SCT673, SPS342, SPT342

Part No.	Description	Application
1638521	OIL PRESSURE SENSOR	3512, 3612, 3616, 5230, 785B, 789B, D11R
1638522	AIR PRESSURE SENSOR	3508, 3508B, 3512, 3512B, 3516, 3516B, SPF343, SPS343, SPT343
1671709	OIL PRESSURE SENSOR	120H, 12H, 135H, 140H, 143H, 14H, 160H, 163H, 16H, 24H, 30/30, 3116, 3126, 3408E, 3412E, 5110B, 631D, 631E, 631G, 633E II, 637E, 637G, 651E, 657E, 69D, 769C, 769D, 771D, 773B, 773D, 773E, 775B, 775D
1834760	WATER PRESSURE SENSOR	3126, 3126B, 3126E, C18, C32, C7
1946722	OIL PRESSURE SENSOR	120H, 120K, 120K 2, 120M, 12K, 12M, 135H, 140H, 140K, 140K 2, 140M, 14M, 160H, 160K, 160M, 16M, 24H, 24M, 3126, 3126B, 3126E, 3176B, 3176C, 3196, 322C, 322C FM, 325C, 325C FM, 3406E, 3408E, 3412E
1946723	BOOST PRESSURE SENSOR	120H, 135H, 3126, 3126B, 3126E, 322C, 322C FM, 325C, 325C FM, 561N, 570B, 580B, 938G II, 950G II, 953C, 962G II, 963C, C7, D5N, D6N, G3516, IT38G II, IT62G II, M325C MH, SPP101
1946724	OIL PRESSURE SENSOR	140H, 143H, 14H, 160H, 163H, 16H, 24H, 3126B, 3406E, 3408E, 3412E, 3456, 3508, 3508B, 3508C, 3512, 3512B, 3512C, 3516, 3516B, 3516C, 385B, 5090B, 5110B, 5130B, 5230B, 572R II, 621G, 623G, 627F, 627G
1946725	FUEL PRESSURE SENSOR	120H, 135H, 140G, 140H, 140M, 14M, 160H, 16M, 24H, 24M, 3126B, 3126E, 322C, 322C FM, 324D, 324D FM, 324D FM LL, 324D L, 324D LN, 325C, 325C FM, 325D, 325D FM, 325D FM LL, 325D L, 325D MH, 326D L, 328D
2146863	OIL PRESSURE SENSOR	120M, 140M, 160M, 770, 772, D3K XL, D4K XL, D5K LGP, D6K, D6K LGP, D6K XL, M313D, M315D, M316D, M318D, M318D MH, M322D, M322D MH
2163448	OIL PRESSURE SENSOR	3054E, 3056E, 315C, 550B, 560B, 564, 574B, 924G, 924GZ, 930G, AP-655C, BB-760, CP-573E, CP-663E, CS-563E, CS-583E, CS-663E, CS-683E, IT28G, M313C, M315C, M316C, M318C, M318C MH, M322C, TH220B, TH330B
2163450	AIR PRESSURE SENSOR	3054E, 3056E, 315C, 550B, 560B, 564, 574B, 924G, 924GZ, 930G, AP-655C, BB-760, CP-573E, CP-663E, CS-563E, CS-583E, CS-663E, CS-683E, IT28G, M313C, M315C, M316C, M318C, M318C MH, M322C, TH220B, TH330B
2168684	OIL PRESSURE SENSOR	3208, 3304, 3304B, 3306, 3306B, 3406B, 3406C, 3408, 3412, 3412C, 3508, 3508B, 3508C, 3512, 3512B, 3512C, 3516, 3516B, 793C, 854G, 992G, C15, C18, C9, CX31-C13I, CX31-C15I, CX31-C18I, CX31-C9I
2183840	AIR PRESSURE SENSOR	3176C, 3196, 3406E, 3456, 793D, 797, 797B, C-12, C12, C15, C18, C30, C32, C7, C9
2213405	OIL PRESSURE SENSOR	16M, 24M, 525B, 535B, 545, 793F, 793F AC, 793F CMD, 793F-XQ, 795F AC, 795F XQ, 797, 797B, 797F, 854G, 854K, 988H, 992G, 992K, 993K, 994F
2213406	OIL PRESSURE SENSOR	533, 543, 854K, 992K, 993K, D10R, D11R, HA770, HA870, TK370, TK380
2213416	AIR PRESSURE SENSOR	143H, 163H, 795F AC, 795F XQ, 797B, 797F, 938G II, 938H, 950H, 962H, 966G II, 966H, 972H, 980G, 980G II, 980H, 988H, 990H, 992K, 993K, 994F, IT28G, IT62H

PRESSURE SENSORS (CONT.)

Part No.	Description	Application
2244535	OIL PRESSURE SENSOR	583T, C11, C13, C15, D5N, D6N, D6R II, D7R II, D8T, D9T
2244536	FUEL PRESSURE SENSOR	120H, 120K, 12H, 12K, 135H, 140G, 140K, 140K 2, 140M, 160K, 160M, 2290, 2390, 2391, 2491, 2590, 3126, 3126B, 3126E, 322C, 322C FM, 324D, 324D FM, 324D FM LL, 324D L, 324D LN, 325C, 325C FM, 325D, 325D
2380118	FUEL PRESSURE SENSOR	311D LRR, 312D, 312D L, 313D, 314D CR, 314D LCR, 315D L, 318D L, 319D, 319D L, 319D LN, 320D, 320D FM, 320D FM RR, 320D GC, 320D L, 320D LN, 320D LRR, 320D RR, 321D LCR, 323D L, 323D LN, 323D SA
2392395	AIR PRESSURE SENSOR	120H, 135H, 14M, 16M, 24M, 3126, 3126B, 3126E, 322C, 322C FM, 325C, 325C FM, 345C, 345C L, 345C MH, 345D, 345D L, 345D L VG, 349D, 349D L, 365C, 365C L, 365C L MH, 374D L, 385C, 385C FS, 385C L, 385C
2392396	FUEL PRESSURE SENSOR	120H, 135H, 140G, 140M, 14M, 16M, 24M, 3126B, 3126E, 322C, 322C FM, 324D, 324D FM, 324D FM LL, 324D L, 324D LN, 325C, 325C FM, 325D, 325D FM, 325D FM LL, 325D L, 325D MH, 326D L, 328D LCR, 329D, 329D
2393478	BOOST PRESSURE SENSOR	14M, 16M, 24M, 345C, 345C L, 345C MH, 345D, 345D L, 345D L VG, 349D, 349D L, 365C, 365C L, 365C L MH, 374D L, 385C, 385C FS, 385C L, 385C L MH, 390D, 390D L, 583T, 587T, 621B, 621G, 623G, 627F, 627G
2468150	OIL PRESSURE SENSOR	3508, 3512, 3516
2482169	OIL PRESSURE SENSOR	120K, 120K 2, 12K, 12M, 140K, 140K 2, 140M, 140M 2, 160K, 160M, 160M 2, 2290, 2390, 2391, 2491, 2590, 324D, 324D FM, 324D FM LL, 324D L, 324D LN, 325D, 325D FM, 325D FM LL, 325D L, 325D MH, 326D L
2602180	OIL PRESSURE SENSOR	311D LRR, 312D, 312D L, 312D2, 312D2 GC, 312D2 L, 313D, 313D2, 313D2 LGP, 314D CR, 314D LCR, 315D L, 318D L, 318D2 L, 319D, 319D L, 319D LN, 330D, 330D FM, 330D L, 330D LN, 330D MH, 336D, 336D L
2660136	AIR PRESSURE SENSOR	311D LRR, 312D, 312D L, 313D, 314D CR, 314D LCR, 315D L, 318D L, 319D, 319D L, 319D LN, 320D, 320D FM, 320D FM RR, 320D GC, 320D L, 320D LN, 320D LRR, 320D RR, 321D LCR, 323D L, 323D LN, 323D SA, C175
2746717	AIR PRESSURE SENSOR	120K, 120K 2, 120M, 12K, 12M, 140G, 140K, 140K 2, 140M, 14M, 160K, 160M, 16M, 24M, 345C, 345C L, 345C MH, 345D, 345D L, 345D L VG, 349D, 349D L, 3508, 3508B, 3512, 3512B, 3512C, 3516, 3516B, 3516C
2746718	AIR PRESSURE SENSOR	14M, 16M, 24M, 345C, 345C L, 345C MH, 345D, 345D L, 345D L VG, 349D, 349D L, 365C, 365C L, 365C L MH, 374D L, 385C, 385C FS, 385C L, 385C L MH, 390D, 390D L, 583T, 587T, 621B, 621G, 623G, 627F, 627G
2746719	FUEL PRESSURE SENSOR	120K, 120K 2, 12K, 12M, 12M 2, 12M 3, 12M 3 AWD, 140K, 140K 2, 140M, 140M 2, 140M 3, 140M 3 AWD, 14M, 160K, 160M, 160M 2, 160M 3, 160M 3 AWD, 16M, 2290, 2390, 2391, 2491, 24M, 2590, 2864C, 324D
2746720	AIR PRESSURE SENSOR	3054E, 3056E, 311D LRR, 312D, 312D L, 313D, 314D CR, 314D LCR, 315C, 315D L, 318D L, 319D, 319D L, 319D LN, 320D, 320D FM, 320D FM RR, 320D GC, 320D L, 320D LN, 320D LRR, 320D RR, 321D LCR, 323D L

Part No.	Description	Application
2746721	AIR PRESSURE SENSOR	3054E, 3056E, 311D LRR, 312D, 312D L, 313D, 314D CR, 314D LCR, 315C, 315D L, 318D L, 319D, 319D L, 319D LN, 320D, 320D FM, 320D FM RR, 320D GC, 320D L, 320D LN, 320D LRR, 320D RR, 321D LCR, 323D L
2766793	AIR PRESSURE SENSOR	120K, 120K 2, 12K, 12M, 140K, 140K 2, 140M, 140M 2, 160K, 160M, 160M 2, 2290, 2390, 2391, 2491, 2590, 324D, 324D FM, 324D FM LL, 324D L, 324D LN, 325D, 325D FM, 325D FM LL, 325D L, 325D MH, 326D L
2769067	OIL PRESSURE SENSOR	14M, 16M, 24M, 324D, 324D FM, 324D FM LL, 324D L, 324D LN, 325D, 325D FM, 325D FM LL, 325D L, 325D MH, 326D L, 328D LCR, 329D, 329D L, 329D LN, 345C, 345C L, 345C MH, 345D, 345D L, 345D L VG, 349D
2785225	FUEL PRESSURE SENSOR	120M, 12M, 2470C, 320D GC, 320D L, 323D L, 420E, 430E, 450E, 553C, 559, 613G, 914G, 924H, 924HZ, 928H, 928HZ, 938H, 953D, 963D, AP-600D, AP-655D, AP1000E, AP1055E, AP555E, BG500E, BG600D, BG655D, C4.4
2785273	FUEL PRESSURE SENSOR	120M, 12M, 2470C, 3054E, 320D GC, 320D L, 323D L, 420E, 430E, 450E, 553C, 559, 613G, 914G, 924H, 924HZ, 928H, 928HZ, 938H, 953D, 963D, AP-600D, AP-655D, AP1000E, AP1055E, AP555E, BG500E, BG600D, BG655
2842728	FUEL PRESSURE SENSOR	120M 2, 12M 2, 12M 3, 12M 3 AWD, 140M 2, 140M 3, 140M 3 AWD, 160M 2, 160M 3, 160M 3 AWD, 2570C, 2670C, 324E, 324E L, 324E LN, 329E, 329E L, 329E LN, 336E, 336E H, 336E L, 336E LH, 336E LN, 336F L
2905825	OIL PRESSURE SENSOR	924G, 924GZ, 924H, 924HZ, 928H, 928HZ, 930G, AP-600D, AP-655D, AP1000E, AP1055E, AP555E, BG1000E, BG1055E, BG500E, CW-34, IT28G, M313C, M313D, M315C, M315D, M315D 2, M316C, M316D, M317D 2, M318C, M318
2950759	OIL PRESSURE SENSOR	120H, 12H, 135H, 140H, 160H, 933C, 939C, D3C III, D3G, D4C III, D4G, D5C III, D5G
2965270	OIL PRESSURE SENSOR	120M, 120M 2, 12M, 12M 2, 12M 3, 12M 3 AWD, 140M, 140M 2, 140M 3, 140M 3 AWD, 14M, 160M, 160M 2, 160M 3, 160M 3 AWD, 16M, 24M, 621H, 621K, 623H, 623K, 623K LRC, 627H, 627K, 627K LRC, 950K, 962K, 966K
2968060	AIR PRESSURE SENSOR	120K, 120K 2, 12K, 12M, 140K, 140K 2, 140M, 140M 2, 160K, 160M, 160M 2, 2290, 2390, 2391, 2491, 2590, 324D, 324D FM, 324D FM LL, 324D L, 324D LN, 325D, 325D FM, 325D FM LL, 325D L, 325D MH, 326D L
3116342	FUEL PRESSURE SENSOR	120M, 12M, 2470C, 320D GC, 320D L, 323D L, 420E, 430E, 450E, 553C, 559, 613G, 914G, 924H, 924HZ, 928H, 928HZ, 938H, 953D, 963D, AP-600D, AP-655D, AP1000E, AP1055E, AP555E, BG500E, BG600D, BG655D, C4.4
3203060	OIL PRESSURE SENSOR	120M 2, 12M 2, 12M 3, 12M 3 AWD, 140M 2, 140M 3, 140M 3 AWD, 160M 2, 160M 3, 160M 3 AWD, 2384C, 2484C, 2570C, 2670C, 2864C, 312D2, 312D2 GC, 312D2 L, 312E, 312E L, 313D2, 313D2 LGP, 314E CR, 314E LCR
3203061	FUEL PRESSURE SENSOR	120M 2, 12M 2, 12M 3, 12M 3 AWD, 140M 2, 140M 3, 140M 3 AWD, 160M 2, 160M 3, 160M 3 AWD, 2384C, 2484C, 2570C, 2670C, 2864C, 312E, 312E L, 314E CR, 314E LCR, 316E L, 318E L, 320E, 320E L, 320E LN, 320E

Part numbers are used for reference purposes only.

Costex Tractor Parts Copyright © 2023. All rights reserved.



PRESSURE SENSORS (CONT.)

Part No.	Description	Application
3203062	AIR PRESSURE SENSOR	120M 2, 12M 3, 12M 3 AWD, 140M 2, 140M 3, 140M 3 AWD, 160M 2, 160M 3, 160M 3 AWD, 2384C, 2484C, 2570C, 2670C, 2864C, 312E, 312E L, 314E CR, 314E LCR, 316E L, 318E L, 320E, 320E L, 320E LN, 320E
3203063	OIL PRESSURE SENSOR	120M 2, 12M 3, 12M 3 AWD, 140M 2, 140M 3, 140M 3 AWD, 160M 2, 160M 3, 160M 3 AWD, 2384C, 2484C, 2570C, 2670C, 2864C, 312D2, 312D2 GC, 312D2 L, 312E, 312E L, 313D2, 313D2 LGP, 314E CR, 314E LCR
3203064	OIL PRESSURE SENSOR	140M 2, 160M 2, 2864C, 336E HVG, 3406C, 349E, 349E L, 349E L HVG, 586C, 621K, 623H, 623K, 627K, 730C, 770G, 772G, C13, C15, C18, C4.4, C9.3, CX31-C13I, CX31-C18I, CX35-C18I, D7E
3447389	OIL PRESSURE SENSOR	120M, 120M 2, 12M 2, 12M 3, 12M 3 AWD, 140M, 140M 2, 140M 3, 140M 3 AWD, 14M, 160M, 160M 2, 160M 3, 160M 3 AWD, 16M, 2384C, 2484C, 308E SR, 525D, 535D, 545D, 555D, 559C, 579C, 824K, 834K, 836K, 844K
3447390	OIL PRESSURE SENSOR	311F LRR, 312E, 312E L, 314E CR, 314E LCR, 316E L, 318E L, 320E, 320E L, 320E LN, 320E LRR, 320E RR, 323D2 L, 323E L, 324E, 324E L, 324E LN, 329E, 329E L, 329E LN, 330D, 330D L, 336D, 336D L, 336D2
3447391	OIL PRESSURE SENSOR	120M 2, 12M 2, 12M 3, 12M 3 AWD, 140M 2, 140M 3, 140M 3 AWD, 160M 2, 160M 3, 160M 3 AWD, 236D, 242D, 246D, 257D, 259D, 262D, 272D, 272D XHP, 277D, 279D, 287D, 289D, 299D, 299D XHP, 303.5E, 304E, 305.5
3447392	OIL PRESSURE SENSOR	311F LRR, 312E, 312E L, 314E CR, 314E LCR, 316E L, 318E L, 320E, 320E L, 320E LN, 320E LRR, 320E RR, 323E L, 324E, 324E L, 324E LN, 329E, 329E L, 329E LN, 336E, 336E H, 336E HVG, 336E L, 336E LH, 336E
3491178	FUEL PRESSURE SENSOR	525D, 535D, 545D, 824K, 825K, 826K, 834K, 836K, 844K, 924K, 930K, 938K, 950K, 962K, 963D, 966K, 966M, 966M XE, 972K, 972M, 972M XE, 980H, 980K, 980M, 982M, 988H, 988K, 990K, 992K, 993K, 994H, CB-44B
3851173	AIR PRESSURE SENSOR	12M 2, 12M 3, 12M 3 AWD, 140M 2, 140M 3, 140M 3 AWD, 160M 2, 160M 3, 160M 3 AWD, 2864C, 336E, 336E H, 336E HVG, 336E L, 336E LH, 336E LN, 336F L, 349E L, 349E L Vg, 349F L, 390F L, 568 FM LL, 586C
4166999	WATER PRESSURE SENSOR	824K, 825K, 826K
4343436	OIL PRESSURE SENSOR	311D LRR, 311F LRR, 312D, 312D L, 312D2, 314D CR, 314D LCR, 315D L, 318D2 L, 319D L, 319D LN, 320D, 320D GC, 320D L, 320D LN, 320D LRR, 320D RR, 320D2, 320D2 GC, 320D2 L, 321D LCR, 323D L, 323D LN
4638243	OIL PRESSURE SENSOR	12M, 120M, 140M, 160M
5251929	OIL PRESSURE SENSOR	169D, 770, 770G, 771D, 772, 772G, 773, 773G, C15
9X1124	OIL PRESSURE SENSOR	3208, 3304, 3304B, 3306, 3306B, 3406, 3406B, 3406C, 3408, 3408C, 3408E, 3412, 3412C, 3412D, 3412E, 3508, 3512, 3516, 539, C-15, D398A, G3304, G342C, G399, PR-1000, PS-150B, PS-200B

OIL PRESSURE SENSORS FOR KOMATSU®

Part No.	Description	Application
7861-93-1652	OIL PRESSURE SENSOR	D155A, D155AX, D275A, D375A, D85EX, D85PX, PC2000, WA380, WA430, WA500



TEMPERATURE SENSORS

Part No.	Description	Application
1020050	SENSOR GP-TEMPERATURE	3208, 3304, 3304B, 3306, 3306B, 3406B, 3406C, 3408, 3412, 3412C, 3456, 3508, 3508B, 3512, 3512B, 3512C, 3516, 3516B, 3516C, C15, C18, G3304, G3306, G3306B, G3406, G3412, G3508, G3512, G3516, PM3412
1022240	SENSOR GP-TEMPERATURE	24H, 3176B, 3176C, 3196, 320D GC, 320D L, 323D L, 3406B, 3406E, 3408E, 3412E, 3456, 345B II, 345B II MH, 345B L, 3508, 3508B, 3508C, 3512, 3512B, 3512C, 3516, 3516B, 3516C, 365B, 365B II, 365B L
1027532	SENSOR GP-TEMPERATURE	3508, 3508B, 3508C, 3512, 3512B, 3512C, 3516, 3516B, 3516C, 5130, 5230, 776C, 784B, 785, 785B, 789B, 793B, D11N, D11R, SPF343, SPS343, SPT343
1060735	SENSOR GP-TEMPERATURE	120M, 12M, 24H, 30/30, 3116, 3126, 3126B, 3176B, 3406E, 3408E, 3412E, 5110B, 631D, 631E, 631G, 633E II, 637E, 637G, 651E, 657E, 69D, 769C, 769D, 771D, 773B, 773D, 773E, 775B, 775D, 775E, 834B, 836
1078618	SENSOR GP-TEMPERATURE	30/30, 3116, 3126, 314D LCR, 3176B, 3176C, 3196, 320D, 320D FM, 320D FM RR, 320D GC, 320D L, 320D LN, 320D LRR, 320D RR, 321C, 321D LCR, 323D L, 323D LN, 323D SA, 324D, 324D L, 324D LN, 325D, 325D L
1183909	SENSOR GP-TEMPERATURE	5130B, 5230B, 773E, 777D, 784B, 784C, 785B, 785C, 785D, 789B, 789C, 793B, 793C, 793D, 797, 797B, 854G, 992G, 994, 994D, 994F
1187226	SENSOR GP-TEMPERATURE	3508, 3508B, 3512, 3512B, 3516, 3516B, 3516C, 561N, 572R, 572R II, 69D, 725, 730, 735, 740, 769D, 771D, 773D, 773E, 775D, 775E, 776D, 777D, 784C, 785C, 785D, 789C, 789D, 793C, 793D, 797, 797B, 814F
1254812	SENDER AS-TEMPERATURE	320B, 322B, 322B L, 322B LN, 322C, 322C FM, 325B, 325B L, 533, 539, 543, HA770, HA771, HA870, HA871, M325B, TK370, TK371, TK380, TK381
1308299	SENSOR GP-TEMPERATURE	C280-6, G3408C, G3412, G3512E, G3516B, G3516C, G3516E, G3520B, G3520C, G3520E, G3606, G3606B, G3608, G3612, G3616, PMG3516
1310427	SENSOR GP-TEMPERATURE	3126B, 3176C, 3196, 627G, 631G, 637E, 637G, 657G, 824G, 824G II, 824H, 825G, 825G II, 825H, 826G, 826G II, 826H, 834G, 834H, 836G, 836H, 844, 938F, 938G II, 938H, 950G, 962G, 980G, 980G II, 988G, 988H
1310784	SENSOR GP-TEMPERATURE	621G, 623G, 627G, 631G, 637G, 814F, 815F, 816F, 950F, 950F II, 960F, 966F, 966F II, 970F, RM-300, RM-500

TEMPERATURE SENSORS (CONT.)

Part No.	Description	Application
1342252	SENSOR GP-TEMPERATURE	24M, 3208, 3304, 3304B, 3306, 3306B, 3406B, 3406C, 3406E, 3408, 3412, 3412C, 3456, 3508, 3508B, 3512, 3512B, 3512C, 3516, 3516B, 3516C, 613G, 621G, 621H, 621K, 623G, 623H, 623K, 623K LRC, 627G, 627H
1352336	SENSOR-TEMPERATURE	311B, 312B, 315B, 315C, 317B LN, 318B, 320B, 320B L, 321B
1457028	SENSOR GP-TEMPERATURE	2384C, 2484C, 24M, 3412C, 525C, 535C, 545C, 559C, 561N, 572R II, 579C, 583T, 587T, 814F II, 815F II, 816F II, 938H, 950G II, 950H, 962G II, 962H, 966H, 972H, 980C, 980G, AP-1055D, AP-600D, AP-655D
1916587	SENSOR GP-TEMPERATURE	120H, 120M, 120M 2, 12H, 12M, 12M 2, 12M 3, 12M 3 AWD, 135H, 140M, 140M 2, 140M 3, 140M 3 AWD, 14M, 160M, 160M 2, 160M 3, 160M 3 AWD, 16M, 24M, 3126B, 322C, 322C FM, 325C, 325C FM, 330C, 330C FM, 330C
1967975	SENSOR GP-TEMPERATURE	311C, 312C, 312C L, 314C, 315C, 318C, 319C, 320C, 320C FM, 320C L, 320D, 320D LRR, 321C, 323D L, 323D LN
1978392	SENSOR GP-TEMPERATURE	140H, 143H, 14H, 14M, 160H, 163H, 16H, 16M, 3126, 3126B, 3126E, 322C, 322C FM, 324D, 324D LN, 325C, 325C FM, 325D, 325D L, 330C, 330C FM, 330C L, 330C MH, 345C, 345C L, 345C MH, 365C, 365C L, 385C
2345012	SENSOR GP-TEMPERATURE	120K, 120K 2, 12K, 12M, 12M 2, 12M 3, 12M 3 AWD, 140K, 140K 2, 140M, 140M 2, 140M 3, 140M 3 AWD, 14M, 160K, 160M, 160M 2, 160M 3, 160M 3 AWD, 16M, 2290, 2390, 2391, 2491, 24M, 2590, 2864C, 324D, 324D
2345013	SENSOR GP-TEMPERATURE	120K, 120K 2, 12K, 12M, 12M 2, 12M 3, 12M 3 AWD, 140G, 140K, 140K 2, 140M, 140M 2, 140M 3, 140M 3 AWD, 14M, 160K, 160M, 160M 2, 160M 3, 160M 3 AWD, 16M, 2290, 2390, 2391, 2491, 24M, 2590, 2864C, 324D
2358874	SENSOR GP-TEMPERATURE	307D, 308D, 311D LRR, 311F LRR, 312D, 312D L, 312D2, 312D2 GC, 312D2 L, 312E, 312E L, 313D, 313D2, 313D2 LGP, 314D CR, 314D LCR, 314E CR, 314E LCR, 315D L, 316E L, 318D L, 318D2 L, 318E L, 319D, 319D
2380112	SENSOR GP-TEMPERATURE	120M, 120M 2, 12M, 12M 2, 12M 3, 12M 3 AWD, 140M, 140M 2, 140M 3, 140M 3 AWD, 14M, 160M, 160M 2, 160M 3, 160M 3 AWD, 16M, 226B, 232B, 236B, 236B3, 242B, 242B3, 246C, 247B, 252B3, 256C, 257B, 257B3
2443106	SENDER AS-TEMPERATURE	414E, 416D, 416E, 416F, 420D, 420E, 420F, 422E, 422F, 424D, 428D, 428E, 428F, 430D, 430E, 430F, 432D, 432E, 432F, 434E, 434F, 442D, 442E, 444E, 444F, 450E
2457831	SENSOR AS-TEMPERATURE	307D, 311D LRR, 311F LRR, 312D, 312D L, 312D2, 312D2 GC, 312D2 L, 313D, 313D2, 313D2 LGP, 314E CR, 314E LCR, 315D L, 318D L, 318D2 L, 319D, 319D L, 319D LN, 320D, 320D FM, 320D FM RR, 320D GC, 320D L
2566453	SENSOR-TEMPERATURE	120K, 120K 2, 120M 2, 12K, 12M, 12M 2, 12M 3, 12M 3 AWD, 140G, 140K, 140K 2, 140M, 140M 2, 140M 3, 140M 3 AWD, 14M, 160K, 160M, 160M 2, 160M 3, 160M 3 AWD, 16M, 2290, 2390, 2391, 2491, 24M, 2570C

Part No.	Description	Application
2566454	SENSOR GP-TEMPERATURE	120M 2, 2384C, 2484C, 2570C, 2670C, 312E, 312E L, 314E CR, 314E LCR, 316E L, 318E L, 320E, 320E L, 320E LN, 320E LRR, 320E RR, 323D2 L, 323E L, 324E, 324E L, 324E LN, 329E, 329E L, 329E LN, 416F, 420F
2644297	SENDER AS-TEMPERATURE	120H, 120K, 120K 2, 120M, 120M 2, 12H, 12K, 12M, 12M 2, 12M 3, 12M 3 AWD, 135H, 140G, 140H, 140K, 140K 2, 140M, 140M 2, 140M 3, 140M 3 AWD, 143H, 14H, 14M, 160H, 160K, 160M, 160M 2, 160M 3, 160M 3 AWD
2684360	SENSOR GP-TEMPERATURE	3054E, 3056E, 315C, 432E, 924G, 924GZ, 930G, AP-655C, BB-760, CP-573E, CP-663E, CS-563E, CS-583E, CS-663E, CS-683E, IT28G, M313C, M315C, M316C, M318C, M318C MH, M322C, TH220B, TH330B, TH355B, TH460B
2747395	SENSOR GP-TEMPERATURE	120H, 120K, 12H, 12K, 135H, 140G, 140K, 140K 2, 140M, 14M, 160K, 160M, 16M, 2290, 2390, 2391, 2491, 24M, 2590, 3126B, 322C, 322C FM, 324D, 324D FM, 324D FM LL, 324D L, 324D LN, 325C, 325C FM, 325D
2747396	SENSOR GP-TEMPERATURE	120H, 120K, 12H, 12K, 135H, 140G, 140K, 140K 2, 140M, 14M, 160K, 160M, 16M, 2290, 2390, 2391, 2491, 24M, 2590, 3126B, 322C, 322C FM, 324D, 324D FM, 324D FM LL, 324D L, 324D LN, 325C, 325C FM, 325D
2785272	KIT-SENSOR	120M, 12M, 2470C, 320D GC, 320D L, 323D L, 430E, 450E, 553C, 559, 613G, 924H, 924HZ, 928H, 928HZ, 938H, 953D, 963D, AP-600D, AP-655D, AP1000E, AP1055E, AP555E, BG500E, BG600D, BG655D, C4.4, C6.6, CB-5
2979314	SENDER-TEMPERATURE	311C, 312C, 312C L, 318B, 318C, 319C, 320C, 320C FM, 320C L, 320D, 320D LRR, 321C, 323D L, 323D LN
2Q3371	SENSOR-TEMPERATURE	589, 836, D10R, D6R, D7R, D8R, D9N, D9R
3422924	SENDER AS-TEMPERATURE	307C, 307D, 308D, 308E, 308E CR, 308E SR, 308E2 CR, 311D LRR, 312D, 312D L, 312D2, 312D2 GC, 312D2 L, 312E, 312E L, 313D, 313D2, 313D2 LGP, 314D CR, 314D LCR, 314E CR, 314E LCR, 315D L, 316E L, 318D L
3832984	SENSOR GP-TEMPERATURE	C280-6, G3606B, G3608, G3612, G3616
3832991	SENSOR GP-TEMPERATURE	C280-6, G3606B, G3608, G3612, G3616
3832992	SENSOR GP-TEMPERATURE	C280-6, G3512, G3512B, G3516, G3516B, G3606B, G3608, G3612, G3616
3E5370	CONTROL GP-ELECTRONIC	3116, 325, 325 L, 325 LN, 330, 330 FM L, 330 L, 350, 375, 375 L, 5080, 5130, 777B, 784B, 785, 785B, 789, 789B, 793, 793B, 814F, 815F, 816F, 844, 950F, 950F II, 960F, 966F, 966F II, 970F, 980F, 980F II
3E7259	SENDER AS-TEMPERATURE	30/30, 611, 615C, 621F, 623E, 623F, 627F, 631E, 633E II, 637E, 651E, 657E, 834B, 836, D6E, D6G, D6G2 LGP, D6G2 XL, D7G, D7G2, DEUCE, PF-300C, PS-300B
3E8700	SENSOR GP-TEMPERATURE	120H, 120H ES, 120H NA, 120K, 120K 2, 12H, 12H ES, 12H NA, 12K, 135H, 135H NA, 140H, 140H ES, 140H NA, 140K, 140K 2, 143H, 160H, 160H ES, 160H NA, 160K, 163H, 163H NA, 621G, 623G, 627G, 631G, 637G

ELECTRICAL PARTS

ELECTRICAL PARTS

TEMPERATURE SENSORS (CONT.)

Part No.	Description	Application
4152434	SENSOR GP-EXHAUST TEMPERATURE	793D, 797B
4W9972	SENDER AS-TEMPERATURE	120H, 120H ES, 120H NA, 135H, 135H NA, 3114, 3116, 3126, 3508, 3508B, 3512, 3512B, 3516, 3516B, 414E, 416, 416B, 416C, 416D, 416E, 416F, 420D, 420E, 420F, 422E, 422F, 424D, 426B, 426C, 428, 428B, 428C.
6560-61-7300	SENSOR ASSY KOMATSU®	HD785, HM300, HM350, HM400, PC2000, PC400, PC450, PC490, SA6D170E, SAA12V140E, SAA6D125E, SAA6D140E, SAA6D170E
6N5926	SENDER AS-TEMPERATURE	120G, 12G, 130G, 140G, 14G, 160G, 16G, 225, 231D, 30/30, 3208, 3304, 3306, 3306B, 3406, 3406B, 3406C, 3408, 3412, 3412C, 3508, 3512, 3516, 3606, 3608, 3612, 3616, 508, 517, 527, 578, 583R, 587R, 589
7N8532	SENDER AS-TEMPERATURE	12H, 12H ES, 12H NA, 140H, 140H ES, 140H NA, 143H, 14H NA, 160H, 160H ES, 160H NA, 163H NA, 16H NA, 416, 416B, 416C, 426B, 426C, 428, 428B, 428C, 436, 436C, 438C, 515, 525, 525B, 535B, 545, 572R
8N3844	SENDER-TEMPERATURE	225, 231D, 235B, 235C, 235D, 3114, 3116, 3126, 3406, 517, 527, 561M, 578, 583R, 587R, 589, 613C, 613C II, 631D, 631E, 633E II, 637D, 637E, 657B, 768C, 769C, 771C, 772B, 773B, 775B, 776C, 777B, 784B

TEMPERATURE SENSORS FOR KOMATSU®

Part No.	Description	Application
7861-92-3320	SENSOR, THERMO KOMATSU®	330M, 6D125, 6D125E, AFE52, AFP49, BA100, BMO20C, BR100J, BR100JG, BR100R, BR100RG, CD30R, CK20, CK25, CK30, CK35, CL60, D155A, D155AX, D275A, D375A, D41A, D41E, HD1500, HD785, SAA6D102E, WA380
7861-93-3320	SENSOR, TEMPERATURE KOMATSU®	D31EX, D31PX, D37EX, D37PX, D39EX, D39PX, D65EX, HM250, PC130, PC160, PC18MR, PC190, PC220, PC240, PC290, PC300, PC350, PC400, PC450, PC45MR, PC55MR, PC78US, PC88MR



SPEED SENSORS

Part No.	Description	Application
1440178	SENSOR GP-SPEED	621F, 621G, 623E, 623F, 623G, 627F, 627G, 631E, 631G, 633E II, 637E, 637G, 657E, 69D, 769D, 771D, 773D, 773E, 775D, 775E, 776D, 777D, 785B, 785C, 789B, 789C, 793B, 793C, 797, 797B, 834G, 834H
2059873	SENSOR GP-SPEED	769C, 769D, 771C, 771D, 773B, 773D, 773E, 775B, 775D, 775E, 776C, 776D, 777D

Part No.	Description	Application
1072675	SENSOR GP-SPEED	3508, 3512, 3516, 994, D11N, G3508, G3512, G3516, G3606, G3608, G3612, G3616
1090267	SENSOR AS-SPEED	814F, 815F, 816F, 950F, 950F II, 960F, 966F, 966F II, 970F
1097194	SENSOR GP-SPEED	3116, 3126, 580B, 950G II, 962G II, IT62G II
1097195	SENSOR GP-SPEED	3116, 3126, 580B, 950G II, 962G II, IT62G II
1252966	SENSOR GP-SPEED	311B, 315B, 317B LN, 318B, 320B, 320B L
1838597	SENSOR GP-SPEED	120H, 120H ES, 120H NA, 12H, 12H ES, 12H NA, 135H, 135H NA, 140H, 140H ES, 140H NA, 143H, 160H, 160H ES, 160H NA, 163H, 163H NA, 3616, 784C, 785C, 785D, 797, 797B, 797F, 924G, 924GZ, 924H, 924HZ, 928H
1895746	SENSOR GP-SPEED	120H, 120H ES, 120H NA, 12H ES, 12H NA, 135H, 135H NA, 140H ES, 140H NA, 143H, 160H ES, 160H NA, 163H NA, 3114, 3116, 3126, 3126B, 312C, 315C, 320B, 322B, 322B LN, 322C, 322C FM, 325B, 325B L, 325C
1918303	SENSOR GP-SPEED	120H, 120K, 120K 2, 120M, 120M 2, 12H, 12K, 12M, 12M 2, 12M 3, 12M 3 AWD, 135H, 140H, 140K, 140K 2, 140M, 140M 2, 140M 3, 140M 3 AWD, 143H, 14M, 160H, 160K, 160M, 160M 2, 160M 3, 160M 3 AWD, 163H, 16M
1918304	SENSOR GP-SPEED	120K, 120K 2, 120M, 120M 2, 12K, 12M, 12M 2, 12M 3, 12M 3 AWD, 140K, 140K 2, 140M, 140M 2, 140M 3, 140M 3 AWD, 14M, 160K, 160M, 160M 2, 160M 3, 160M 3 AWD, 16M, 420E, 420F, 428E, 428F, 430E, 430F
1918305	SENSOR GP-SPEED	24M, 3606, 3608, 3612, 572R II, 583T, 587T, 725, 725C, 730, 730C, 735, 735B, 740, 740B, 770G, 772G, 793F, 793F-XQ, 795F AC, 797, 797B, 797F, 966K, 966M XE, 972M XE, AD55, C15, C175
1932550	SENSOR GP-SPEED	120K, 120K 2, 12K, 140K, 140K 2, 160K, 561N, 572R, 572R II, 613G, 814F, 814F II, 815F, 815F II, 816F, 816F II, 824G II, 824H, 825G II, 825H, 826G II, 826H, 834G, 834H, 836G, 836H, 844, 844H, 854G, 914
1945338	SENSOR GP-SPEED	725, 730, 980G II, C-12, C-15, C-16, C-18, C12, C16, C18, D7R II, G3612, MTC835
1961185	SENSOR GP-SPEED	24M, 525C, 535C, 545C, 621H, 621K, 623H, 623K, 623K LRC, 627H, 627K, 627K LRC, 730C, 797F, 834G, 834H, 836G, 836H, 854K, 924G, 924GZ, 924H, 924HZ, 928H, 928HZ, 930G, 938G II, 938H, 980H, 992K, 994F
2016615	SENSOR GP-SPEED	14M, 16M, 3406E, 3456, 345C, 345C L, 345C MH, 345D, 345D L, 345D L VG, 349D, 349D L, 385B, 5090B, 621G, 621H, 621K, 623G, 623H, 623K, 623K LRC, 627F, 627G, 627H, 627K, 627K LRC, 631G, 637G, 651B, 657B
2016616	SENSOR GP-SPEED	14M, 16M, 345C, 345C L, 345C MH, 345D, 345D L, 345D L VG, 349D, 349D L, 621G, 621H, 623G, 623H, 627G, 627H, 631G, 637G, 657G, 725, 730, 773F, 824G II, 824H, 825G II, 825H, 826G II, 826H, 844H, 854K

SPEED SENSORS (CONT.)

Part No.	Description	Application
2016617	SENSOR GP-SPEED	24M, 3406E, 3456, 365C, 365C L, 365C L MH, 374D L, 385B, 385C, 385C FS, 385C L, 385C L MH, 390D, 390D L, 5090B, 583T, 587T, 621B, 621G, 621H, 623G, 623H, 627F, 627G, 627H, 631D, 631E, 631G, 633E II
2059874	SENSOR GP-SPEED	784B, 784C, 785B, 785C, 785D, 789B, 789C, 789D, 793B, 793C, 793D, 793F, 793F CMD, 793F-XQ
2163446	SENSOR GP-SPEED	3054E, 3056E, 315C, 432E, 550B, 560B, 564, 574B, 924G, 924GZ, 930G, AP-655C, BB-760, CP-573E, CP-663E, CS-563E, CS-583E, CS-663E, CS-683E, IT28G, M313C, M315C, M316C, M318C, M318C MH, M322C, TH220B
2307149	SENSOR GP-SPEED	14M, 16M, 345C, 345C L, 345C MH, 345D, 345D L, 345D L VG, 349D, 349D L, 725, 730, 773F, 844H, 854K, 966H, 972H, 980C, 990H, 992K, 993K, AD55B, AD60, C-12, C11, C12, C13, C15, C18, C27, C32, CX31-C13I
2366221	SENSOR GP-SPEED	120H, 120K, 120K 2, 12H, 12K, 12M, 12M 2, 12M 3, 12M 3 AWD, 135H, 140G, 140K, 140K 2, 140M, 140M 2, 140M 3, 140M 3 AWD, 160K, 160M, 160M 2, 160M 3, 160M 3 AWD, 2290, 2390, 2391, 2491, 2590, 2864C
2380120	SENSOR GP-SPEED	120M, 120M 2, 12M, 2384C, 2470C, 2484C, 2570C, 2670C, 311D LRR, 312D, 312D L, 312E, 312E L, 313D, 314D CR, 314D LCR, 314E CR, 314E LCR, 315D L, 316E L, 318D L, 318E L, 319D, 319D L, 319D LN, 320D
2392397	SENSOR GP-SPEED	14M, 16M, 345C, 345C L, 345C MH, 345D, 345D L, 345D L VG, 349D, 349D L, 725, 730, 773F, 844H, 854K, 966H, 972H, 980C, 990H, 992K, 993K, AD55B, AD60, C11, C13, C15, C18, C27, C32, CX31-C13I, CX35-P800
2395928	SENSOR GP-SPEED	24M, 365C, 365C L, 365C L MH, 374D L, 385C, 385C FS, 385C L, 385C L MH, 390D, 390D L, 583T, 587T, 621B, 621G, 623G, 627F, 627G, 631D, 631E, 631G, 633E II, 637D, 637E, 637G, 651B, 657E, 657G, 735, 740
2454630	SENSOR GP-SPEED	120H, 120K, 120K 2, 12H, 12K, 12M, 12M 2, 12M 3, 12M 3 AWD, 135H, 140G, 140K, 140K 2, 140M, 140M 2, 140M 3, 140M 3 AWD, 160K, 160M, 160M 2, 160M 3, 160M 3 AWD, 2290, 2390, 2391, 2491, 2590, 2864C
2584521	SENSOR GP-SPEED	651E, 769D, 771D, 773D, 773E, 775E, 777D, 784B, 784C, 785B, 785C, 785D, 789B, 789C, 793B, 793C
2640148	SENSOR GP-SPEED	735B, 740B, 793F AC, 793F CMD, 795F AC, 795F XQ, 938H, IT38H
2659033	SENSOR GP-SPEED	24H, 3176B, 3176C, 3196, 3406E, 3412E, 3456, 345B, 345B II, 345B II MH, 345B L, 3508, 3508B, 3508C, 3512, 3512B, 3512C, 3516, 3516B, 3516C, 365B, 365B II, 365B L, 5110B, 5130B, 5230B, 572R II, 631D
2659034	SENSOR GP-SPEED	3176, 3508, 3508B, 3508C, 3512, 3512B, 3512C, 3516, 3516B, 3516C, 3516C, 5130, 5230, 776C, 784B, 785B, 789B, 793B, D11N, D11R, G3408, G3412, G3412C, G3508, G3512, G3512E, G3516, G3516B, G3516C, G3516E, G3520
2703881	SENSOR AS-SPEED	3054, 3056, C4.4, C7.1

Part No.	Description	Application
2735041	SENSOR GP-SPEED	24H, 3176C, 3406E, 3412E, 345B, 3508, 3508B, 3508C, 3512, 3512B, 3512C, 3516, 3516B, 3516C, 5110B, 5130B, 5230B, 572R II, 631D, 631E, 631G, 633E II, 637E, 637G, 651E, 657E, 769D, 771D, 773D, 773E, 775
2799828	SENSOR GP-SPEED	14M, 16M, 345C, 345C L, 345C MH, 345D, 345D L, 345D L VG, 349D, 349D L, 349E, 349E L, 349E L HVG, 349E L VG, 349F L, 374F L, 390F L, 621H, 621K, 623H, 623K, 623K LRC, 627H, 627K, 627K LRC, 725, 730
2W8918	SENSOR GP-SPEED	3116, 3176B, 3176C, 3196, 3208, 3516B, 75, 994, C-10, C-12, C11, C12, C13, C27, C32, C9, CX31-C13I, CX31-C9I, G3306, PR-1000, TH31-E61, TH35-C11I, TH35-C13I, TH48-E70
3113858	KIT-SENSOR	120M, 12M, 2470C, 320D GC, 320D L, 323D L, 420E, 430E, 450E, 553C, 559, 613G, 914G, 924H, 924HZ, 928H, 928HZ, 938H, 953D, 963D, AP-600D, AP-655D, AP1000E, AP1055E, AP555E, BG500E, BG600D, BG655D, C4.4.
3181178	SENSOR GP-SPEED	120K, 120K 2, 12K, 140K, 140K 2, 160K, 572R, 572R II, 613G, 814F, 814F II, 815F, 815F II, 816F, 816F II, 824G II, 824H, 825G II, 825H, 826G II, 826H, 834G, 834H, 836G, 836H, 844, 844H, 854G, 938F, 950.
3181179	SENSOR GP-SPEED	24M, 525D, 535D, 545D, 555D, 824K, 825K, 826K, 834G, 834H, 834K, 836G, 836H, 836K, 844K, 854K, 950K, 962K, 966K, 966M, 972K, 972M, 980K, 980K HLG, 980M, 982M, 986H, 988K, 990K, 992K, 994H, AD55B
3181180	SENSOR GP-SPEED	3412, 3412C, R1600H
3181181	SENSOR GP-SPEED	120H ES, 12H ES, 135H NA, 24H, 3114, 3116, 3126B, 312D2, 312D2 GC, 312D2 L, 313D2, 313D2 LGP, 318D2 L, 320D2, 320D2 GC, 320D2 L, 322C, 322C FM, 324D, 324D FM, 324D FM LL, 324D L, 324D LN, 325C, 325C F
3181182	SENSOR GP-SPEED	525B, 525C, 535B, 535C, 545, 545C, 725C, 730, 735, 950 GC, D10R, IT24F, TH35-E81, TH55-E70
3196491	SENSOR GP-SPEED	906H, 906H2, 907H, 907H2, 908H, 908H2, 953D, 963D, CP-54B, CP-68B, CP-74B, CS-54B, CS-56B, CS-64B, CS-66B, CS-68B, CS-74B, CS-76B, CS-78B, D3K XL, D3K2 LGP, D4K XL, D4K2 XL, D5K LGP, D5K2 XL, D6K, D6K.
3244131	SENSOR GP-SPEED	311C, 311D LRR, 312C, 312C L, 312D, 312D L, 313D, 314C, 314D CR, 314D LCR, 315D L, 318C, 318D L, 319C, 319D, 319D L, 319D LN, 320C, 320C FM, 320C L, 320D, 320D FM, 320D FM RR, 320D GC, 320D L, 320D LN
3N7477	SENSOR GP-SPEED	3208, 3304, 3306, 3306B, 3406, 3408, 3408B, 3412, D250B, D25C, D300B, D30C, D348, D350C, D353C, D35C, D35HP, D399, D400, D44B, D550B, G379, G399
4P5820	SENSOR GP-SPEED	3116, 3126B, 3176C, 3196, 3208, 330C, 330C FM, 330C L, 330C MH, 330D, 330D FM, 330D L, 330D LN, 330D MH, 336D, 336D L, 336D LN, 336D2, 336D2 L, 340D L, 340D2 L, 345C MH, 345D, 345D L, 345D L VG, 349D
5I7579	PICKUP	311, 315, 320 L, 320N



SPEED SENSORS (CONT.)

Part No.	Description	Application
5N6753	SENSOR GP-SPEED	3304, 3304B, 3306, 3306B, 3406, 3406B, 3406C, 3406E, 3408, 3408C, 3408E, 3412, 3412C, 3412D, 3412E, 3456, 3508, 3512, 3516, C-10, C-12, C-15, C-16, C15, C18, C27, C32, CX31-C15I, CX31-C18I, CX35-C18I
5N8757	MAGNETIC PICKUP GP	3304, 3304B, 3306, 3306B, 3406, 3406B, 3406C, 3406E, 3408, 3408C, 3408E, 3412, 3412C, 3412D, 3412E, 3456, 3508, 3512, 3516, C-10, C-12, C-15, C-16, C15, C18, C27, C32, CX31-C15I, CX31-C18I, CX35-C18I
6V2197	TRANSDUCER AS-MAGNETIC	AD30, AD40, AD45, AD45B, AD55, AE40, AE40 II, R1600H, R1700G
8L4171	SENSOR GP-SPEED	3406, 3406B, 3408, 3408C, 3412, 3508, 3512, 3516, 3606, 3608, 3612, 3616, 3618, D343, D348, D349, D353C, D379, D379B, D398, D398B, D399, G3304, G3306, G3406, G3408, G3408B, G3412, G343, G3508, G3512
9X5392	SENSOR GP-SPEED	3412, 3412C, 3412E, 3508, 3508B, 3508C, 3512, 3512B, 3512C, 3516, 3516B, 3516C, G3406, G3408, G3408B, G3408C, G3412, G3412C, G3508, G3512, G3512E, G3516, G3516B, G3516C, G3516E, G3520C, G3520E, PMG351

SPEED SENSORS FOR KOMATSU®

Part No.	Description	Application
7861-92-2310	SENSOR, ENGINE REVOLUTION KOMATSU®	4D102E, BR100R, BR100RG, BR200T, BR300S, GD825A, PC120, PC130, PC150, PC150HD, PC150NHD, PC160, PC180, PC200, PC200EL, PC200EN, PC200Z, PC210, PC220, PC240, PC250, PC270, PC290, PC300, PC340, PC380
7861-93-2310	SENSOR, SPEED KOMATSU®	BR120T, BR480RG, PC220LL, PW130, PW140, PW148, PW160, PW180, PW200, PW220, SAA4D102E, SAA6D102E
7861-93-2330	SENSOR, REVOLUTION KOMATSU®	D155A, D155AX, D275A, D31EX, D31PX, D375A, D37EX, D37PX, D39EX, D39PX, D85EX, D85MS, D85PX, GD555, GD655, GD675, HM250, HYDRAULIC, SAA6D125E, SAA6D140E, WA380, WA430, WA50, WA500



SENSING AND SENDING DEVICES

Part No.	Description	Application
1300956	SENSOR GP-ARC SUPPRESSOR	426B, 426C, 436C, 438C, 65C, 75D, 814F, 815F, 816F, 85D, 938F, 950F II, 960F, 966F II, 970F, D10R, D11R, D9R
1593219	SENSOR	G3606, G3606B, G3608, G3612, G3616
1930618	SENSOR GP-MOISTURE	3054, 3054B, 414E, 416D, 416E, 416F, 420D, 420E, 420F, 422E, 422F, 424D, 428D, 428E, 428F, 430D, 430E, 430F, 432D, 432E, 432F, 434E, 434F, 438D, 442D, 442E, 444E, 444F, D3G, D4G, D5G
3338538	SENSOR AS-INERTIAL	336E H, 336E LH, 621K, 623K, 623K LRC, 627K, 627K LRC, 730C, 735B, 740B, 793F CMD, 834K, 844K, 988K, 990K

Part No.	Description	Application
5L7442	SENDING UNIT	3208, 3304, 3304B, 3306, 3306B, 3406, 3406B, 3406C, 3408, 3408C, 3408E, 3412, 3412C, 3412D, 3412E, 3508, 3512, 3516, 621B, 631D, 657B, C-15, D320A, D342C, D343, D348, D398A, FB221, G3304, G342C
5L7443	SENDER	3192, 3208, 3304, 3304B, 3306, 3306B, 3406, 3406B, 3406C, 3408, 3408C, 3412, D320A, D342C, D348, G399
600-311-3722	SENSOR KOMATSU®	D51EX/PX, D61EX, D61PX, D65EX, D65PX, D65WX, FRONT, GD555, GD655, GD675, PC160, PC190, PC200, PC200LL, PC220, PC220LL, PC240, PC270, PC290, PC300, PC300HD, PC308, PC350, PC350HD, PC360, PC390
7861-93-4132	SENSOR KOMATSU®	D155A, D155AX, D275A, D375A, D475A, D475ASD, D575A
1420215	SENSOR GP-DETONATION	G3508, G3508B, G3512, G3512B, G3516, G3516B, G3520B, PMG3516



SWITCHES

STARTER SOLENOID SWITCHES

Part No.	Description	Application
0302266	SWITCH GP-MAGNETIC	1673C, 1674, 3116, 3208, 3304, 3306, 3406, 3406E, 3408, 35, 416, 428, 436, 446, 45, 65, 75, AP-200B, RT100, TH103, TH62, TH63, TH82, TH83
0993955	SWITCH AS	311, 312, 320, 320 L, 320N, E110B, E120B, E200B
1183534	SWITCH GP-MAGNETIC	120H, 120K, 120K 2, 12H, 12K, 135H, 140H, 140K, 140K 2, 143H, 14H, 160H, 160K, 163H, 16H, 16M, 24M, 30/30, 3126, 5110B, 5130B, 533, 539, 543, 550B, 554, 560B, 574, 69D, 725, 730, 735, 740, 769D, 770
1352362	SWITCH AS	320N
1654026	SWITCH GP-MAGNETIC	311B, 312, 312B, 312B L, 312C, 312C L, 315, 315B, 315B FM L, 315B L, 315C, 317, 317B LN, 318B, 318C, 320B, 320B FM LL, 320C, 320C FM, 320N, 321B, 322, 322B, 322B LN, 322C, 322C FM, 325B, 325B L, 325C
2418368	SWITCH GP-MAGNETIC	1090, 1190, 1190T, 120H, 120H ES, 120H NA, 120K, 120K 2, 120M, 120M 2, 1290T, 12H, 12H ES, 12H NA, 12K, 12M, 12M 2, 12M 3, 12M 3 AWD, 135H, 135H NA, 1390, 140H, 140H ES, 140H NA, 140K, 140K 2, 140M
2941857	SOLENOID AS-STARTING MOTOR	311C, 311D LRR, 312C, 312C L, 312D, 312D L, 313D, 314C, 314D CR, 314D LCR, 315C, 315D L, 318C, 318D L, 319C, 319D, 319D L, 319D LN, 320B, 320C, 320C FM, 320C L, 320D, 320D FM, 320D GC, 320D L, 320D LN

STARTER SOLENOID SWITCHES (CONT.)

Part No.	Description	Application
3980940	SWITCH GP-MAGNETIC	12H, 24M, 311D LRR, 3126B, 312D, 312D L, 314D LCR, 315D L, 319D, 319D L, 319D LN, 320D, 320D FM, 320D FM RR, 320D L, 320D LN, 320D LRR, 320D RR, 321D LCR, 322C, 322C FM, 323D L, 323D LN, 324D, 324D FM
3E0075	SWITCH GP-MAGNETIC	235D, 245D, 30/30, 307, 3116, 3126, 3126B, 3126E, 3176B, 3176C, 3196, 3304, 3306B, 3406, 3408, 3408B, 3408C, 3412, 3412C, 3412D, 3412E, 3512, 3516, 3516B, 5130, 515, 525, 550, 561M, 570, 570B, 580
3E0154	SWITCH GP-MAGNETIC	120G, 120H, 120H ES, 120H NA, 12G, 12H, 12H ES, 12H NA, 130G, 135H, 135H NA, 140G, 140H, 140H ES, 140H NA, 143H, 14H, 14H NA, 160G, 160H, 160H ES, 160H NA, 163H, 163H NA, 16G, 16H, 16H NA, 24H, 5110B
3T3421	SOLENOID AS	120G, 12G, 130G, 140G, 14G, 16G, 215, 215B, 225, 227, 229, 235, 235B, 245, 3208, 3304, 3306, 3406, 3406B, 3408, 3412, 3508, 3512, 3516, 508, 518, 528, 561D, 572G, 594H, 615, 621, 621B, 623B, 627B, 631
7N5933	SWITCH GP-MAGNETIC	814B, 815B, 816B, 824C, 825C, 826C, 950B, 950B/950E, 963, 966D, 973, 980C, 988B, 992C, D4E
8N0410	SWITCH GP	910, 931B, 931C, 931C II, 935B, 935C, 935C II, D3, D3B, D3C, D3C II, D4B, D4C, D4C II, G910, IT12
9M0990	SWITCH ASSEM.	12E, 561B, 834, 955H, 977H, 988, D320A, D342, D343, D8H, D9E, D9G

Part No.	Description	Application
9X8124	SWITCH GP-MAGNETIC	311, 311B, 3126B, 312B, 312C, 312C L, 313B, 314C, 315, 315B, 315B FM L, 315C, 317B LN, 318B, 318C, 319C, 320 L, 3208, 320B, 320B FM LL, 320B L, 320C, 320C FM, 320N, 321B, 322, 322 FM L, 325, 325 L
1251302	SWITCH GP-MAGNETIC	1090, 1190, 1190T, 120H, 120M, 1290T, 12M, 135H, 1390, 140G, 140M, 14M, 160M, 24H, 307D, 308C, 308D, 3116, 311B, 311C, 311D LRR, 311F LRR, 3126B, 312B, 312B L, 312C, 312C L, 312D, 312D2, 312D2 GC
08088-30000	SWITCH BATTERY KOMATSU®	D39EX, D39PX, PC130, PC220, PC240, PC290, PC300, PC350
9G5517	SWITCH AS	910, 931B, 931C, 931C II, 935B, 935C, 935C II, D3B, D3C, D3C II, D4B, D4C, D4C II, G910, IT12, RT50
2Y2398	SWITCH AS	120B, 140B, 3306, 3408B, 631E, 930, 930R, D4E SR, D5E, D6C, D6D, D6E SR, D8L, G3306
2739190	SWITCH AS-MULTIFUNCTION	416F, 420F, 422E, 422F, 428E, 428F, 430F, 432E, 432F, 434E, 434F, 442E, 444E, 444F, 450F, 906H, 906H2, 907H, 907H2, 908H, 908H2, 910K, 914K
3109354	CONTROL GP-TRANSMISSION	420F, 428E, 428F, 430F, 432E, 432F, 434E, 434F, 442E, 444E, 444F, 450F
3109355	CONTROL GP-TRANSMISSION	420F, 430F, 432E, 432F, 442E

IGNITION SWITCHES



IGNITION SWITCHES (KEYED)

Part No.	Description	Applications
1107887	START SWITCH ASSEMBLY	1090, 1190, 1190T, 120H, 120K, 120K 2, 120M, 120M 2, 1290T, 12H, 12K, 12M, 12M 2, 135H, 1390, 140H, 140K, 140K 2, 140M, 140M 2, 143H, 14H, 14M, 160H, 160K, 160M, 160M 2, 163H, 16H, 16M, 216B, 216B3
1107887	START SWITCH ASSEMBLY	1090, 1190, 1190T, 120H, 120K, 120K 2, 120M, 120M 2, 1290T, 12H, 12K, 12M, 12M 2, 135H, 1390, 140H, 140K, 140K 2, 140M, 140M 2, 143H, 14H, 14M, 160H, 160K, 160M, 160M 2, 163H, 16H, 16M, 216B, 216B3
1428858	SWITCH AS-START	216, 216B, 226B, 228, 232B, 236, 236B, 242B, 247, 247B, 248, 252B, 257B, 267, 267B, 268B, 287, 416D, 420D, 424B, 424B HD, 424D, 428D, 430D, 432D, 438D, 442D, 572R II, 902, 904B, 904H, 906, 906H, 907H
1543197	SWITCH GP-START	301.5, 302.5, 303.5, 304.5, CB-214D, CB-434D, CB-534D, CB-564D, CB-634D, CD-54, TH210, TH215
1632659	SWITCH GP-START	416B, 446B, TH103, TH62, TH82, TH83
1684609	SWITCH AS-START	416D, 420D, 424D, 428D, 430D, 432D, 438D, 442D, 446D
2552751	SWITCH GP-START	307D, 308D, 311D LRR, 311F LRR, 312D, 312D L, 312D2, 312D2 GC, 312D2 L, 313D, 313D2, 313D2 LGR, 314D CR, 314D LCR, 315D L, 318D L, 318D2 L, 319D L, 319D LN, 320D, 320D FM, 320D GC, 320D L, 320D LN
3E0156	SWITCH GP-START	3126B, 3176C, 3196, 3406E, 3408E, 3412E, 3456, 814B, 815B, 966D, C-10, C-12, C-15, C-16, C-9, C11, C13, C15, C18, C27, C32, C7, C9, C9.3, CX31-C13I, CX31-C15I, CX31-C18I, CX31-C9I, CX35-C18I, CX35-P80
4678535	SWITCH GP-START	301.5, 301.6, 301.7CR, 301.8, 302.7CR, 303.5CR, 304CR, 308, 309, 310, 120M, 793F, 797F, 440, 450,
7Y3918	SWITCH GP-HEAT START	307, 307B, 307C, 308C, 311, 311C, 312, 312B L, 313B, 314C, 315, 315B L, 317, 317B LN, 318B, 320, 320 L, 320N, 321C, 325C
9G7641	SWITCH GP-START	120G, 120H, 120H ES, 120H NA, 12G, 12H, 12H ES, 12H NA, 130G, 135H, 135H NA, 140G, 140H, 140H ES, 140H NA, 143H, 14G, 14H NA, 160G, 160H, 160H ES, 160H NA, 163H NA, 16G, 16H NA, 215B, 215C, 215D, 219D
08086-10000	SWITCH, STARTING KOMATSU®	D85MS, HD325, HD405, HM250, HM300, HM400, WA800

Part numbers are used for reference purposes only.

Costex Tractor Parts Copyright © 2023. All rights reserved.



## IGNITION SWITCHES (NOT KEYED)

Part No.	Description	Applications
7N0718	SWITCH AS-DISCONNECT	1090, 1190, 1190T, 120, 120B, 120G, 120H, 120H ES, 120H NA, 120K, 120K 2, 120M, 120M 2, 1290T, 12G, 12H, 12H ES, 12H NA, 12K, 12M, 12M 2, 12M 3, 12M 3 AWD, 130G, 135H, 135H NA, 1390, 140B, 140G, 140H
7N4160	SWITCH GP	120B, 120G, 12G, 130G, 140B, 140G, 14G, 160G, 1673C, 16G, 3304, 3306, 3406, 3406B, 3406C, 3406E, 3408, 3408C, 3408E, 3412, 3412C, 3412E, 518, 518C, 528, 528B, 530B, 571G, 572G, 583K, 594H, 615, 621
9W1077	SWITCH AS-START	3114, 3116, 3126, 3176B, 3176C, 3196, 3208, 3304, 3304B, 3306, 3306B, 3406B, 3406C, 3406E, 3408, 3408C, 3408E, 3412, 3412C, 3412D, 3412E, 3456, 571G, 572G, 631D, 637D, 943, 953, 963, 973, C-12, C-15



## IGNITION SWITCH KEY (REPLACEMENT)

Part No.	Description	Applications
5P8500	KEY (ONLY)	1090, 10B, 1190, 1190T, 120G, 120H NA, 1290T, 12G, 12H ES, 12H NA, 130G, 135H NA, 1390, 140G, 140H ES, 140H NA, 143H, 14G, 14H NA, 160G, 160H ES, 160H NA, 163H NA, 16G, 16H NA, 215, 215.



## PUSHBUTTON SWITCHES

Part No.	Description	Application
3T3453	SWITCH AS	213B, 214B, 224B, 3114, 3116, 3126, 3208, 3306B, 3508, 3512, 3516, 508, 517, 518, 518C, 527, 528, 528B, 530B, 578, 583R, 587R, 589, 613C, 615, 615C, 621E, 623E, 627E, 627F, 631E, 633E II, 637E, 651E
1327419	SWITCH AS-PUSH BUTTON	561N, 572R, 572R II, 583T, 587T, D10R, D10T, D10T2, D11R, D11T, D5M, D5N, D5R LGP, D6M, D6N, D6R, D6R II, D6R III, D6T, D7R, D7R II, D8R II, D8T, D9T, PL83, PL87
1327450	SWITCH AS-PUSH BUTTON	554, 561N, 564, 572R, 572R II, 574B, 583T, 587T, D10R, D10T, D10T2, D11R, D11T, D5M, D5N, D5R LGP, D6M, D6N, D6R, D6R II, D6R III, D6T, D7R, D7R II, D8R II, D8T, D9T, PL83, PL87
2381596	SWITCH GP-PUSH BUTTON	320D, 320D FM, 320D L, 320D LN, 320D2, 320D2 L, 320E, 320E L, 320E LN, 323D L, 323D LN, 323D SA, 323D2 L, 323E L, 324D, 324D L, 324D LN, 324E L, 324E LN, 325D, 325D L, 329D, 329D L, 329D LN, 329E
3D9718	SWITCH (push)	10-20B, 10B, 120, 12E, 140, 14E, 16, 16G, 206, 212, 214B, 215, 224B, 225, 227, 235, 245, 518C, 528B, 530B, 615, 621B, 621R, 623, 627, 627B, 631C, 637, 637D, 641B, 657, 657B, 666, 666B
6I5088	SWITCH AS	312, 315, 317, 322 FM L, 325, 325 L, 325 LN, 330, 330 FM L, 330 L, 350, 375, 375 L, 5130, 5230
8Y7237	SWITCH AS	416C, 426C, 428C, 436C, 438C, 446, 446B



Part No.	Description	Application
9R9868	SWITCH GP-PUSH BUTTON	414E, 416, 416B, 416C, 416D, 416E, 416F, 420D, 420E, 420F, 422E, 422F, 424B, 424D, 426B, 426C, 428B, 428C, 428D, 428E, 428F, 430D, 430E, 430F, 432D, 434E, 434F, 436B, 436C, 438B, 438C, 438D, 442D, 446
2266446	SWITCH AS-PUSH BUTTON	3054, 3056, 3306B, 3406C, 3412, 3412C, 3456, 3508, 3508B, 3512, 3512B, 3516, 3516B, C1.5, C13, C15, C18, C2.2, C27, C3.3, C4.4, C6.6, C7.1, C9
1552701	SWITCH AS	D10R, D11R, D7R, D7R II, D9R
9X4959	SWITCH AS-PUSH BUTTON	320 L, 910E, 918F, 924F, 928F, 936F, 938F, 950F, 950F II, 960F, 966F II, 970F, 980F, 980F II, 994, 994D, IT12B, IT18F, IT24F, IT28F, IT38F



## ROTARY SWITCHES

Part No.	Description	Application
1060107	SWITCH GP-ROTARY	307D, 308D, 308E2 CR, 311B, 311C, 311D LRR, 312B, 312B L, 312C, 312C L, 312D, 312D L, 314C, 314D LCR, 315B, 315B FM L, 315B L, 315C, 315D L, 317B LN, 318B, 318C, 319C, 319D, 320B, 320B FM LL, 320B L
1083320	SWITCH AS-ROTARY	824G, 824G II, 824H, 825G, 825G II, 825H, 826G, 826G II, 826H, 834G, 834H, 836G, 836H, 910G, 914G, 924G, 924GZ, 928G, 930G, 938G, 938G II, 950G, 950G II, 950H, 962G, 962G II, 962H, 966G, 966G II, 966H
3K1650	SWITCH AS-LIGHT	215, 225, 235, 245, 518, 518C, 528, 528B, 530B, 814, 815, 816, 824, 824B, 825B, 826B, 834, 910, 920, 930, 930R, 941, 950, 951B, 955K, 955L, 966C, 966C, 966R, 977H, 980, 980B, 988, 992, CB-214D, CB-224C

## ROTARY SWITCHES (CONT.)

Part No.	Description	Application
3N5979	SWITCH-ROTARY	3126B, 3208, 3304, 3304B, 3306, 3306B, 3406B, 3406C, 3406E, 3408, 3408C, 3412, 3412C, 3456, 3508, 3508B, 3512, 3512B, 3516, 3516B, 3516C, C-12, C15, C18, C27, C32, C9, G3304, G3306, G3306B, G3406
6P3236	SWITCH AS-ROTARY	120G, 120H, 120H ES, 120H NA, 120K, 120K 2, 12G, 12H, 12H ES, 12H NA, 12K, 130G, 135H, 135H NA, 140G, 140H, 140H ES, 140H NA, 140K, 140K 2, 143H, 14G, 14H, 14H NA, 160H, 160H ES, 160H NA, 160K, 163H
7S6402	SWITCH AS	120B, 120G, 12G, 130G, 140, 140B, 140G, 14E, 14G, 16, 16G, 561C, 561D, 571G, 572G, 583K, 594, 594H, 613, 613B, 621, 621B, 621R, 623, 627, 627B, 631C, 633D, 637, 637D, 641, 641B, 650B, 657, 657B, 666
3T6655	SWITCH AS-ROTARY	120G, 120H, 120H ES, 120H NA, 12G, 12H, 12H ES, 12H NA, 130G, 135H, 135H NA, 140G, 140H, 140H ES, 140H NA, 143H, 14G, 14H NA, 160H, 160H ES, 160H NA, 163H NA, 16G, 16H NA, 320B, 320C, 322C, 323D L



## TOGGLE SWITCHES

Part No.	Description	Application
1392116	SWITCH GP-TOGGLE	120H, 120K, 120K 2, 120M, 12H, 12K, 12M, 135H, 140G, 140H, 140K, 140K 2, 140M, 143H, 14H, 14M, 160H, 160K, 160M, 163H, 16H, 16M, 24M, 5110B, 5230B, 572R II, 583T, 587R, 587T, 613G, 621B, 621G, 623G
1586634	SWITCH GP-TOGGLE	1090, 1190, 1190T, 1290T, 1390, 2290, 2390, 2391, 2491, 2590, 325D L, 325D MH, 330D, 330D L, 330D MH, 336D L, 345C, 345C L, 345C MH, 385C L MH, 420D, 450E, 511, 521, 521B, 522, 522B, 525C, 532, 535C
1655970	SWITCH GP-TOGGLE	1090, 1190, 1190T, 1290T, 1390, 2290, 2390, 2391, 2491, 2590, 324D, 324D FM, 324D FM LL, 324D L, 324D LN, 325C, 325D, 325D FM, 325D FM LL, 325D L, 325D MH, 328D LCR, 329D, 329D L, 329D LN, 330D, 330D
2848381	SWITCH AS-TOGGLE	824K, 825K, 826K, 834K, 836K, 950K, 962K, 966K, 966M, 966M XE, 972K, 972M, 972M XE, 980K, 980K HLG, 980M, 982M, 986H, 988K, C13, C15, C18, C27, C32, C9.3, CX31-C13I, CX31-C18I, CX35-C18I, D10T, D10T2
3012980	SWITCH AS-TOGGLE	236D, 242D, 257D, 259D, 272D, 272D XHP, 299D, 299D XHP, 3126B, 3512C, 3516B, 621G, 623G, 627G, 631G, 637G, 657G, 793F, 793F AC, 793F CMD, 793F-XQ, 795F AC, 795F XQ, 797, 797B, 797F, 938H
3T4405	SWITCH GP-TOGGLE	30/30, 311, 312, 315, 317, 320, 320 L, 320N, 322, 322 FM L, 325, 325 L, 325 LN, 330, 330 FM L, 330 L, 3412, 350, 3508, 3508B, 3508C, 3512, 3512B, 3512C, 3516, 3516B, 3516C, 3606, 3608, 3612, 3616, 375
7N8001	SWITCH AS-TOGGLE	120G, 12G, 130G, 140G, 143H, 14G, 160G, 163H NA, 16G, 215, 215B, 215C, 215D, 219D, 225, 225D, 227, 229, 229D, 235, 235B, 235C, 245, 245B, 2470C, 2570C, 2670C, 2864C, 307, 3508, 3508B, 3508C, 3512

Part No.	Description	Application
7N8005	SWITCH AS	215B, 245, 416, 426, 428, 436, 446, 508, 578, 589, 613C, 615, 615C, 651E, 657E, 773B, 777, 777B, 824C, 826C, 916, 926, 926A, 936, 936F, 980C, 994D, CS-643, D10N, D11N, D350E, D400E, D40D, D4H, D4HTSK
7N8008	SWITCH AS-TOGGLE	10-20B, 10B, 311, 312, 315, 317, 320, 320 L, 3208, 320N, 322, 325, 325 LN, 330, 330 L, 3304, 3304B, 3306, 3306B, 3406, 3406B, 3406C, 3406E, 3408, 3408C, 3412, 3412C, 3456, 350, 3508, 3508B
8D2676	SWITCH AS-TOGGLE	115, 120G, 12G, 130G, 140G, 143H, 14G, 160G, 163H NA, 16G, 215B, 215D, 219D, 225, 225D, 227, 229, 229D, 231D, 235, 235B, 235C, 235D, 245, 245B, 245D, 307, 317B LN, 318B, 3208, 320C
2757764	SWITCH GP-WIPER	120H, 120K, 120M, 120M 2, 12H, 12K, 12M, 12M 2, 12M 3, 12M 3 AWD, 135H, 140H, 140K, 140K 2, 140M, 140M 2, 140M 3, 140M 3 AWD, 14M, 160H, 160K, 160M, 160M 2, 160M 3, 160M 3 AWD, 16M, 24M, 814F II, 815F
1114799	SWITCH AS	1090, 1190, 1190T, 1290T, 1390, 2290, 2390, 2391, 2491, 2590, 307B, 307D, 308C, 308D, 311B, 311D LRR, 311F LRR, 312B, 312B L, 312D, 312D L, 312D2, 312D2 GC, 312D2 L, 312E, 312E L, 313D, 313D2, 313D2 L



## ROCKER SWITCHES

Part No.	Description	Application
1701326	SWITCH AS-ROCKER	69D, 769D, 771D, 773D, 773E, 775D, 775E, 776D, 777D, 784C, 785C, 789C, 793C, AD30, AD45B, AD55, AD55B, AD60
1701315	SWITCH AS-ROCKER	769D, 771D, 773D, 773E, 775D, 775E, 777D

## HORN SWITCHES

Part No.	Description	Application
1586632	SWITCH GP-PUSH BUTTON	561N, 572R II, 583T, 587T, 953C, 963C, 973C, D10R, D10T, D10T2, D11R, D11T, D5N, D5R LGP, D6G2 LGP, D6G2 XL, D6N, D6N LGP, D6R, D6R II, D6R III, D6R STD, D6T, D6T LGP, D6T LGPPAT, D6T XL, D7E
3T2357	SWITCH AS	416, 416B, 426B, 428, 428B, 436, 446, 446B, 508, 517, 527, 539, 561D, 561M, 571G, 572G, 572R, 578, 583R, 587R, 589, 613C, 615, 615C, 621E, 623E, 627E, 631E, 633E II, 637E, 651E, 657E, 931B, 931C, 933
8P0230	SWITCH	571G, 572G, 583K, 594H, 931B, 941, 943, 953, 955K, 955L, 963, 973, 977L, 983B, D10, D3, D4E, D5, D5B, D6C, D6D, D7G, D8K, D9H, D9L







PRESSURE SENSING SWITCHES (CONT.)

Part No.	Description	Application
6T4949	SWITCH AS	225, 225D, 229, 229D, 231D, 3306, 3406, 3406B, 3406C, 3408, 3408C, 3412, 3412C, 426, 428, 578, 589, D10N, D11N, D5B, D8L, D8N, D8R, D9L, D9N, G3408, G3412
1145333	SWITCH AS-PRESSURE	1090, 1190, 1190T, 120K, 120K 2, 120M, 1290T, 12K, 1390, 140K, 140K 2, 140M, 14M, 160K, 160M, 16M, 216, 2290, 236, 2390, 2391, 247, 2491, 24H, 24M, 2590, 267, 287, 30/30, 307B, 312B L, 315B L, 317B LN
1006903	SWITCH AS	785, 789, 793
3E2035	SWITCH AS-PRESSURE	3608, 518C, 528B, 530B, 768C, 769C, 771C, 772B, 773B, 775B, 776C, 784B, 784C, 785B, 785C, 785D, 789B, 789C, 793B, 793C, 793D, 966F II
1259352	SWITCH AS-PRESSURE	120H, 120H ES, 120H NA, 12H, 12H ES, 12H NA, 135H, 135H NA, 140H, 140H ES, 140H NA, 143H, 14H NA, 160H, 160H ES, 160H NA, 163H NA, 16H NA, 611, 613C II, 615C, 621F, 621G, 623E, 623F, 623G, 627F, 627G
3076718	SWITCH AS-PRESSURE	789C, 789D, 793D
2366923	SWITCH AS-PRESSURE	226B, 226B3, 232B, 236B, 236B3, 236D, 242B, 242B3, 242D, 246C, 246D, 247B, 247B3, 252B, 252B3, 256C, 257B, 257B3, 257D, 259B3, 259D, 262C, 262C2, 262D, 267B, 268B, 272C, 272D, 272D XHP, 277C, 277C2
1145334	SWITCH AS-PRESSURE	120H, 120H ES, 120H NA, 12H ES, 12H NA, 135H, 135H NA, 140H ES, 140H NA, 143H, 14H, 14H NA, 160H ES, 160H NA, 163H NA, 16H NA, 307, 312, 315, 317, 320 L, 322 FM L, 322 LN, 325, 325 FM L, 330, 330 L
3553148	SWITCH AS-PRESSURE	120K, 120K 2, 120M, 120M 2, 12K, 12M, 12M 2, 12M 3, 12M 3 AWD, 140K, 140K 2, 140M, 140M 2, 140M 3, 140M 3 AWD, 14M, 160K, 160M, 160M 2, 160M 3, 160M 3 AWD, 24M, 525D, 535D, 545D, 555D, 583T, 587T, 621
1920836	SWITCH GP-PRESSURE	216, 216B, 216B3, 226B, 226B3, 228, 232B, 236, 236B, 236B3, 242B, 242B3, 247, 247B, 247B3, 248, 252B, 252B3, 257B, 257B3, 259B3, 267, 267B, 268B, 287
1169933	SWITCH AS-PRESSURE	5130, 5130B, 5230, 5230B, 651E, 657E, 776C, 776D, 777D, 784B, 785, 785B, 789B, 793B, 793C, 854G, 992G, 994F, 994H, D11N
206-06-61130	SWITCH KOMATSU®	PC220, PC240, PC290, PC300, PC350

LIQUID LEVEL & FLOW SWITCH



Part No.	Description	Application
1728660	SWITCH GP-LIQUID LEVEL	305.5, 306, 307D, 308D, 308E, 308E2 CR, 312C, 315C, 3406C, 3456, 3508, 3508B, 3508C, 3512, 3512B, 3512C, 3516, 3516B, 3516C, 5110B, 5130B, 5230, 5230B, 533, 543, 584, 776D, 777, 777B, 777C, 777D, 777F.

Part No.	Description	Application
2N9768	SWITCH GP-LIQUID LEVEL	3304, 3304B, 3306, 3306B, 3406, 3406B, 3406C, 3406E, 3408, 3408C, 3412, 3412C, 3412D, 3412E, 3508, 3508B, 3508C, 3512, 3512B, 3512C, 3516, 3516B, 3516C, 3606, 3608, 3612, 3616, 3618, C12, C18, C280-12
7N5389	SWITCH	235, 245, 950B, 950B/950E, 966D
1346054	SWITCH GP-FLOW	583T, 587T, 621G, 623G, 627F, 627G, 651B, 657B, 834G, 836G, 980G II, 980H, 988G, AD30, AD45B, AD55, D8R, D8R II, D8T, D9T, PL83, PL87, PM-200, PM-201, R2900G, R3000H
1718708	SWITCH GP-FLOW	24H, 3516B, 5110B, 5130B, 583R, 587R, 631D, 631E, 631G, 633E II, 637E, 637G, 651E, 657E, 69D, 769C, 769D, 771D, 773B, 773D, 773E, 775B, 775D, 775E, 777C, 777D, 784C, 785C, 785D, 789, 789B, 789C, 793C
1718709	SWITCH GP-FLOW	5130B, 627G, 637G, 776D, 777, 777B, 777C, 777D, 793C, 797, 797B, 973C, R1300
1718710	SWITCH GP-FLOW	5230, 578, 589, 611, 615C, 621E, 621F, 623E, 623F, 627E, 627F, 631D, 631E, 637D, 637E, 651E, 657E, 769C, 771C, 773B, 775B, 784B, 785, 785B, 789B, 793B, 814B, 834B, 988B, 988F, 992C, 994, D10N, D11N
1718711	SWITCH GP-FLOW	627F, 637E
1833862	SWITCH GP-FLOW	5230B, 797, 854G, 992G, D8T
7X1161	SWITCH AS-LEVEL	65, 75, D250D
3E2030	SWITCH GP-FLOW	583R, 621E, 621F, 623E, 623F, 627E, 627F, 814B, D8N, D8R, D8R II
7C6930	SWITCH-LIQUID LEVEL	235C, 245B, 3516, 3606, 3608, 3612, 3616, G3606, G3608, G3612, G3616



CAPILLARY SWITCHES

Part No.	Description	Application
1199631	SWITCH-TEMPERATURE	120K, 120K 2, 120M, 120M 2, 12K, 12M, 12M 2, 12M 3, 12M 3 AWD, 140K, 140K 2, 140M, 140M 2, 140M 3, 140M 3 AWD, 14M, 160K, 160M, 160M 2, 160M 3, 160M 3 AWD, 16M, 226B, 226B3, 232B, 236B, 236B3, 236D
3E5464	THERMOSTAT	1090, 1190, 1190T, 120H, 120H ES, 120H NA, 120M, 1290T, 12H, 12H ES, 12H NA, 12M, 135H, 135H NA, 1390, 140H, 140H ES, 140H NA, 140M, 143H, 14H, 14H NA, 14M, 160H, 160H ES, 160H NA, 160M, 163H, 163H NA
3E5465	THERMOSTAT	120G, 12G, 130G, 140G, 14G, 16G, 227, 416B, 416C, 426, 426B, 426C, 428, 428B, 428C, 436C, 438B, 438C, 446B, 517, 527, 613C, 615, 615C, 621B, 772B, 784B, 785, 785B, 789B, 793B, 793C, 816B, 826C, 834B

LIMIT SWITCHES



Part No.	Description	Application
1056117	SWITCH AS-LIMIT	621H, 621K, 623H, 623K, 623K LRC, 627H, 627K, 627K LRC, 725C, 730C, 735B, 740B, 814F, 814F II, 815F, 815F II, 816F, 816F II, 824G, 824G II, 824H, 824K, 825G, 825G II, 825H, 825K, 826G, 826G II, 826H
1056118	SWITCH AS-LIMIT	621H, 621K, 623H, 623K, 623K LRC, 627H, 627K, 627K LRC, 814F, 815F, 816F, 824G, 825G, 826G, 918F, 924F, 938F, 950F, 950F II, 950G, 960F, 962G, 966F, 966F II, 966G, 970F, 972G, 980G, IT18F, IT24F, IT28
1327077	SWITCH AS-LIMIT	301.5, 302.5, 572R, 572R II, 583T, 587T, 611, 613C II, D10R, D10T, D10T2, D11R, D11T, D3G, D4G, D5G, D5M, D6M, D6N LGP, D6R, D6R II, D6R III, D6T, D6T LGP, D6T LGPPAT, D6T XL, D7E, D7E LGP
3T3132	SWITCH-PARKING BRAKE-IN PARKING BRAKE	120G, 12G, 130G, 140G, 14G, 160G, 16G, 301.5, 302.5, 303.5, 304.5, 307, 312, 315, 317, 320 L, 320B, 320B L, 322B L, 322B LN, 325B L, 330 L, 330B L, 345B II, 345B L, 350, 350 L, 375, 5080, 621E, 623E
9N1750	SWITCH (neutral)	508, 613C, 7155, 814B, 815B, 824C, 826C, 834B, 836, 950B, 950F, 966D, 966F, 980C, 980F, 988B, 992C, 994, D6H, D6H II, D6H XL, D6H XR, D7H, D8N, D8R, D9R
9P9520	SWITCH AS	910, 931, 931B, 931C II, D3, D3B, D4C, D4E, D4E SR, D4H, D5C III, D5H, D6D, D6D SR, D6H, D7H
7V5647	SWITCH AS-LIMIT	613C, 69D, 769C, 769D, 771C, 771D, 772B, 773B, 773D, 773E, 775B, 775D, 775E, 776C, 776D, 777B, 777D, 784B, 784C, 785B, 785C, 785D, 789B, 789C, 789D, 793B, 793C, 793D, 814B, 815B, 824C, 825C, 826C, 916
6G4195	SWITCH AS-LIMIT	611, 613C, 613C II, 615C, 621E, 621F, 623E, 623F, 627E, 627F, 631E, 633E II, 637E, 651E, 657E, 784B, 785, 785B, 789, 789B, 793B, 793C, 793D, 793F, 793F CMD, 797F, 902, 906, 908, 910G, 914G
1107882	SWITCH AS-LIMIT	D6N, D6R, D6R II, D6R III, D6T, D7R, D7R II, D8R II
2298757	SWITCH AS-LIMIT	216, 216B, 216B3, 226B, 226B3, 228, 232B, 236, 236B, 236B3, 242B, 242B3, 246C, 246D, 247, 2470C, 247B, 247B3, 248, 252B, 252B3, 256C, 2570C, 257B, 257B3, 257D, 259B3, 259D, 262C, 262C2, 262D, 267, 267
8C5681	SWITCH AS-LIMIT	768C, 769C, 769D, 771C, 771D, 772B, 773B, 773D, 775B, 775D, 776C, 776D, 777B, 777D, 784B, 785, 785B, 789, 789B, 793, 793B
1296466	SWITCH AS-ROLLER	12G, 231D, 311D LRR, 312B L, 312C L, 312D, 312D L, 315B L, 315C, 315D L, 317B LN, 318B, 318C, 319D L, 320B, 320C, 320C FM, 320C L, 320D, 320D L, 320D LN, 320D LRR, 320D RR, 320D2, 320D2 L, 322B LN
9X0023	SWITCH AS-ROLLER	120G, 12G, 130G, 140G, 14G, 160G, 16G, 428B, 428C, 438C, 834B, 836, 933C, 939C, 988B, 988F, 988F II, 992C, 992D, 994, 994D, D25D, D300D, D3C III, D4C III, D5C III

MAGNETIC SWITCHES



Part No.	Description	Application
1752306	SWITCH AS-MAGNETIC	3208, 3304, 3304B, 3306B, 3406C, 3408, 3408C, 3412, 3412C, 3456, C15, C18, C9, G3306B, G3408, G3408B, G3412, PM3412, PM3456
1620223	SWITCH AS-MAGNETIC	216, 216B, 216B3, 226B, 226B3, 228, 232B, 236, 236B, 236B3, 242B, 242B3, 247, 247B, 247B3, 248, 252B, 252B3, 257B, 257B3, 259B3, 267, 267B, 268B, 287, 621G, 621H, 623G, 623H, 627G, 627H, 631G, 637G
3E0461	CONTROL GP-ELECTRONIC	69D, 769C, 769D, 771C, 771D, 773B, 773D, 773E, 775B, 775D, 775E, 784B, 785B, 789B, 793B, 793C, 936F, 963, 963B, 973, 992C, 994, 994D, AD40, AD45, AE40, AE40 II, R1300, R1600, R1700 II, R1700G, R2900
9X4393	CONTROL GP-LIFT KICKOUT	916, 926, 926A, 936F, 973, 992C, 994, 994D, G926
3E5493	CONTROL GP-BUCKET POSITIONER	950F, 950F II, 960F, 966D, 966F, 966F II, 970F, 980C, 980F, 980F II, 980G
9X9509	CONTROL GP-LIFT KICKOUT	950F, 950F II, 960F, 966F, 966F II, 970F, 980C, 980F, 980F II
3E7843	CONTROL GP-BUCKET POSITIONER	416C, 420D, 420E, 426C, 428C, 428D, 428E, 430D, 430E, 432D, 432E, 434E, 436C, 438C, 438D, 442D, 442E, 444E, 902, 906, 908, 910E, 914G, 918F, 924F, 924G, 924GZ, 924H, 924HZ, 928F, 928G, 928HZ, 930G
3E7844	CONTROL GP-LIFT KICKOUT	910E, 910G, 914G, 918F, 924F, 924G, 924GZ, 924H, 924HZ, 928F, 928G, 928HZ, 930G, 938F, 938G, 938G II, 938H, 950G, 950G II, 962G, 962G II, 966G, 966G II, 972G, 972G II, 980G II, 980H, 988F, 988F II
1765459	CONTROL GP-POSITION	910G, 938G, 938G II, 938H, 950G, 950G II, 962G, 962G II, 966G, 966G II, 972G, 972G II, 980G II, 980H, 986H, 994F, D6R, IT38G, IT38G II, IT38H, IT62G, IT62G II, IT62H
1458670	CONTROL GP-LIFT KICKOUT	938G, 938G II, 950G, 962G, 966G, 972G, 980G, IT38G, IT62G
1V8520	SWITCH ASSEM. BUCKET POSITIONER	988B



## SPECIALTY SWITCHES



Part No.	Description	Application
8V7195	SWITCH ASSEM.	518C, 528, 528B, 530B, 950, D25C, D30C, D350C, D400, D40D, D44B, D550B
7N1062	SWITCH ASSEM.	120G, 12G, 130G, 140G, 14G, 16G, 518, 518C, 528, 528B, 530B, 621, 621B, 621R, 627B, 633D, 637D, 641B, 650B, 657B, 768B, 768C, 769C, 772, 777, 980C, 980F, CB-414, CB-514, CB-614, D8L, D9H, FB518
2Y2397	SWITCH AS	120B, 140B, 3306, 3408B, 631E, 930, 930R, D4E SR, D5E, D6C, D6D, D6E SR, D8L, G3306
08088-10000	SWITCH, BATTERY RELAY KOMATSU®	505, 507, 510, 515, 520B, 530, 530B, 540, 540B, 560B, BC100, BF60, BP500, D135A, D150A, D155A, D155C, D155S, D155W, D275A, D30AM, D31A, D31AM, D31E, D31P, D31PG, D31PL, D31PLL, D31Q

## SOLENOIDS



## FUEL SHUTOFF SOLENOIDS

Part No.	Description	Application
1013897	PUMP GP-FUEL INJECTION	3054, 3056, 307, 312, 312B L, 416B, 416C, 426B, 426C, 428B, 428C, 436B, 436C, 438B, 438C, 554, 908, AP-800C, BG-225B, BG-225C, CB-434B, CB-434C, CB-534B, CB-534C, CB-535B, CB-544, CB-545, CP-433C
1472645	PUMP GP-FUEL INJECTION	3054C, 312C, 312D2, 312D2 GC, 312D2 L, 313D2, 313D2 LGP, 315B L, 318D2 L, 320D2, 320D2 GC, 320D2 L, 914G, 924G, 924GZ, AP-650B, AP-800D, CB-434C, CP-433E, CP-533E, CS-323C, CS-433E, CS-533E, CS-663E
1766219	PUMP GP-FUEL INJECTION	3054, 3054B, 3054C, 3056, 315, 317, 414E, 416D, 416E, 416F, 420D, 420E, 420F, 422E, 422F, 424D, 428D, 428E, 428F, 430D, 430E, 430F, 432D, 432E, 432F, 434E, 434F, 438D, 442D, 442E, 444E, 444F, 908

Part No.	Description	Application
2375396	PUMP GP-FUEL INJECTION	236B, 246C, 252B, 256C, 262C, 267B, 268B, 272C, 277C, 287C, 297C, 3044C, 906, 906H, 907H, 908, 908H, D3G, D4G, D5G
3244598	PUMP GP-FUEL INJECTION	3013C, 3024C, C0.7, C1.1, C1.5, C1.6, C2.2
7W6249	PUMP GP-FUEL INJECTION	206, 212, 214, 224, 3054, 3054B, 3056, 416, 428, 436, 914G, 924G, 924GZ, AP-1200, AP-800, C3.3, C4.4, CB-424, CB-434C, CS-323, CS-323C, CS-431B, IT14G, M312, M315, PR-75, PS-110, PS-150B, RT50, TH210
1106464	SHUTOFF GP-ELECTRICAL	3304, 3304B, 3306, 3306B, 3306C, 3406B, 3406C
1106465	SHUTOFF GP-ELECTRICAL	3304, 3304B, 3306, 3306B, 3406B, 3406C, 375, 375 L, 5080, 621F, 623E, 623F, 627B, 627F, 627G, 637G, 814B, 814F, 815B, 815F, 816B, 816F, 824G, 825G, 826C, 826G, 950B, 966F, 966F II, 966G, 972G, 980C
1255773	SHUTOFF GP-ELECTRICAL	3204, 3304, 3304B, 3306, 3306B, 3306C, 3406B, 3406C, HT400
517518	SHUT-OFF GP-ELECTRICAL	311, 320 L
518008	SHUT-OFF GP-ELECTRICAL	311, 320 L
6N3748	SHUT-OFF GP-ELECTRICAL	1673C, 3304, 3306
6N7035	SHUT-OFF GP-ELECTRICAL	3304, 3306, 3306B, 3406C, 627B, 637D
9X1413	SHUT-OFF GP-ELECTRICAL	3406, 3408, 3408C, 3412, 3412C, 3412D, 769C, 771C, 772B, 773B, 775B, 834B, 988B, 988F, 990, 992C, 992D, D9L
1023506	SOLENOID GP-SHUTOFF	3304, 3306, 3406, 3412
1255771	SOLENOID GP-SHUTOFF	3114, 3116, 3126, AP-1000, AP-1050, RT100
1255772	SOLENOID GP-SHUTOFF	3114, 3116, 3126, 550, 570, 574, 580, AP-1000B, AP-1055B, AP-900B, BG-2455C, BG-245C, CB-434
1255774	SOLENOID GP-SHUTOFF	3304, 3304B, 3306, 3306B, 3306C, 3406B, 3406C, PM-465, R1300, R1300G, RM-250C, RM-350B, RR-250, RR-250B, SM-350, SS-250
1554651	SOLENOID GP-SHUTOFF	3114, 3116, 3126, 446B, 446D, CB-634D
1554652	SOLENOID GP-SHUTOFF	120H, 120H ES, 120H NA, 135H, 135H NA, 3114, 3116, 3126, 320B, 322B L, 322B LN, 322C, 322C FM, 325B L, 525B, 533, 535B, 539, 543, 561M, 613C II, 924F, 928G, 938F, 938G, 950F, 950F II, 950G, 953C, 960F

## FUEL SHUTOFF SOLENOIDS (CONT.)

Part No.	Description	Application
1554653	SOLENOID GP-SHUTOFF	12G, 12H, 12H ES, 12H NA, 140G, 140H, 140H ES, 140H NA, 143H, 14G, 14H NA, 160H, 160H NA, 16H NA, 330, 330B L, 350, 515, 525, 545, 973C, W330B
1727209	SOLENOID GP-SHUTOFF	216, 228, 236, 247, 248, 267, 287, 3034, 906
6N9987	SOLENOID GP-SHUTOFF	225, 225D, 227, 229, 231D, 3208, 613B, 613C, PR-1000, PS-500
6N9988	SOLENOID GP-SHUTOFF	225, 3208, CB-614, CS-551, FB221, PR-1000, PS-500



## FUEL SHUT-OFF ELECTRICAL SOLENOIDS FOR KOMATSU®

Part No.	Description	Application
6N9987	SOLENOID GP-SHUTOFF	225, 225D, 227, 229, 231D, 3208, 613B, 613C, PR-1000, PS-500
6N9988	SOLENOID GP-SHUTOFF	225, 3208, CB-614, CS-551, FB221, PR-1000, PS-500



## ELECTRICAL SOLENOIDS

Part No.	Description	Application
9X5301	CONTROL GP-MECHANICAL HYDRAULIC	916, 926, 936, 936F, 950B, 980C, 988B, 992C, 994, 994D, G936, IT28B
9L8791	INJECTION GP-CETANE	1140, 1145, 1150, 1160, 3145, 3150, 3160, 3208, D4E, D4E SR, D6D
0861879	MANIFOLD (SWING BRAKE)	E110B, E120B, E200B
1125874	MANIFOLD & VALVE GP	365B, 365B II, 365B L, 385B, 385C L, 5090B, 621G, 623G, 627G, 657E, 69D, 725, 730, 769D, 771D, 773D, 773E, 775D, 775E, 776D, 777D, 784C, 785C, 789C, 793C, 797, 797B, 834G, 836G, 992G, AD45B, AD55

Part No.	Description	Application
1197017	SOLENOID GP-THROTTLE	CB-434C, CB-534C, CB-535B, CB-634C, CP-433E, CS-423E, CS-433E, CS-531D, CS-533D, CS-533E, CS-563D, CS-573D, CS-583D, CS-663E, CS-683E, PM-465, PS-150C, PS-360C, RM-350B
6T9519	VALVE GP (TRANSMISSION)	416, 426, 428, 428B, 436, 438
1924370	VALVE GP-PUMP CONTROL STEERING	583T, C13, C15, C9, D10T, D11R, D11T, D3G, D4G, D5G, D7E, D8N, D8R, D8T, D9T, PL83, TH31-E61, TH35-C13T, TH35-C15T, TH35-E81
1214036	VALVE GP-SOLENOID (TRANSMISSION)	416C, 416D, 420D, 424D, 426C, 428C, 428D, 430D, 432D, 436C, 438C, 438D, 442D, 446B, 446D
1568847	VALVE GP-SOLENOID (HYD MANIFOLD)	301.5, 302.5, 303, 303.5, 304, 304.5, 305, 305.5, 306
415674	VALVE GP-MANIFOLD & REDUCING	307, 311, 312, 315, 317, 320 L, 325, 325 L, 330, 350, 375, 375 L

## STARTING MOTOR SOLENOIDS



Part No.	Description	Application
2Y2397	SWITCH AS	120B, 140B, 3306, 3408B, 631E, 930, 930R, D4E SR, D5E, D6C, D6D, D6E SR, D8L, G3306
3E0135	SOLENOID AS	120G, 120M, 12G, 12H, 12H ES, 12H NA, 12M, 130G, 140G, 140H, 140H ES, 140H NA, 143H, 14G, 14H, 14H NA, 160G, 160H, 160H ES, 160H NA, 163H NA, 1673C, 16G, 16H, 16H NA, 2290, 2390, 2391, 245B, 2491
3T5045	SOLENOID AS	1673C, 3204, 3208, 3304, 3306, 3406, 3406B, G3304, G3306
3T5051	SOLENOID AS	3304, 3306, 3406, 3406B, 3408, 3408B, 3412, 3508, 3512, 3516, D348, D349, D353C, D379, D379A, D379B, D398, D398A, D398B, D399, D4H, D8L, G3516, G353D, G379, G398, G399

Part No.	Description	Application
3T5068	SOLENOID AS	3208
3T8635	SOLENOID AS	120G, 12G, 130G, 140G, 14G, 160G, 16G, 215, 215B, 215C, 225, 227, 229, 235, 235B, 245, 3208, 3304, 3306, 3306B, 3406, 3406B, 3408, 3408B, 3412, 3508, 3512, 3516, 518, 528, 561D, 571G, 572G, 589, 613B

### SEMI SOLID SOLENOIDS (STARTER MOTORS)



CTP Semi-Solid Solenoids extend the life of your starting motors by:

- ✓ Providing better contact weld Brakeing force
- ✓ Reducing stuck contact failures by low system voltage

Part No.	Description	Application
1938570	SOLENOID AS-STARTING MOTOR	12H, 12H ES, 12H NA, 140H, 140H ES, 140H NA, 143H, 14H NA, 160H, 160H ES, 160H NA, 163H NA, 1673C, 3116, 3126, 3126B, 3176C, 3196, 3208, 322B L, 322C, 322C FM, 324D, 324D FM, 324D FM LL, 324D L, 325B
2068784	KIT-SOLENOID	120H, 120H ES, 120H NA, 120K, 120K 2, 12K, 135H, 135H NA, 140K, 140K 2, 160K, 3116, 3126, 3126B, 3126E, 322C, 322C FM, 324D, 324D FM, 324D FM LL, 324D L, 324D LN, 325C, 325D, 325D FM LL, 325D L, 328D
2508279	KIT-SOLENOID	120M, 12M, 14H, 16G, 16H, 16H NA, 2290, 2390, 2391, 2491, 2590, 3116, 3126, 3126B, 3176, 3176B, 3176C, 3196, 320B, 322B LN, 322C, 324D, 324D L, 324D LN, 325B L, 325C, 325D, 325D L, 329D L, 329D LN
3383453	SOLENOID AS-STARTING MOTOR	1190, 1190T, 120M, 120M 2, 1290T, 12M 2, 12M 3, 12M 3 AWD, 1390, 140M 2, 140M 3, 140M 3 AWD, 14M, 160M, 160M 2, 160M 3, 160M 3 AWD, 16H NA, 16M, 2290, 2390, 2391, 2491, 24H, 24M, 2590, 2864C, 3126B
3764353	KIT-SOLENOID	120M, 12H, 12H ES, 12H NA, 12M, 130G, 140G, 140H, 140H ES, 140H NA, 140M, 143H, 14H, 14H NA, 14M, 160H, 160H ES, 160H NA, 160M, 163H, 163H NA, 1673C, 16G, 16H, 16H NA, 16M, 2290, 2390, 2391, 2491

Part No.	Description	Application
3E7859	SOLENOID AS-STARTER	120H, 120H ES, 120H NA, 135H, 135H NA, 214B, 3116, 3126, 3126B, 3126E, 320B, 322B L, 322B LN, 322C, 322C FM, 325B L, 325C, 325D L, 533, 539, 550, 561M, 570, 570B, 574, 580, 580B, 613C II, 928G, 938F
9X0301	SOLENOID AS	214B, 224B, 3116, 3126, 613C II, 950F, 950F II, 960F, CB-634C, CP-563, IT28F, M318
9X0332	KIT-SOLENOID	120G, 12G, 130G, 140G, 14G, 160G, 1673C, 16G, 215B, 245, 3176B, 3176C, 3196, 3208, 330 L, 3304, 3304B, 3306, 3306B, 3306C, 3406, 3406B, 3406C, 3406E, 3408, 3408B, 3408C, 3412, 3412C, 3412E, 3456

### STARTING MOTORS



#### 12-VOLT STARTING MOTORS

Part No.	Description	Application
3855044	12-VOLT / 3.0kW / CW / 9-TOOTH	236D, 242D, 246D, 257D, 259D, 262D, 277D, 279D, 287D, 289D, 308E, 308E CR, 308E SR, 308E2 CR, 906H2, 907H2, 908H2
2493681	12-VOLT / 155AMP / SAE NO.3 HOUSING	C13, C9, C9.3, CX31-C13I, CX31-C9I, TH31-E61, TH35-C13I
3830589	12-VOLT / 2.0 KW / 9-TOOTH	303.5E, 304E, 305.5E, 305E
1449966	12-VOLT / 2.0kW / CW / 11-TOOTH	302.5, 303.5
1958486	12-VOLT / 2.0kW / CW / 13TOOTH	C2.4, 304, 305
1633361	12-VOLT / 2.0kW / CW / 9-TOOTH	216, 216B, 226B, 232B, 242B, 247B, 257B, 3013, 3013C, 3014, 3024, 3024C, BB-621C, C1.5, C2.2, CB-214D, CB-214E, CB-22, CB-334D, CB-334E, CB-335D, CB-34
2803784	12-VOLT / 2.2kW / CW / 10-TOOTH	303.5C, 303.5D, 303C CR, 304C CR, 304D CR, 305.5D, 305C CR, 305D CR

Part No.	Description	Application
1559849	12-VOLT / 2.2kW / CW / 11-TOOTH	216, 304.5, 902
3236614	12-VOLT / 2.2kW / CW / 11-TOOTH	216B, 216B3, 226B, 226B3, 232B, 242B, 247B, 247B3, 257B
1430538	12-VOLT / 2.7kW / CW / 10-TOOTH	416B, 426B, 436B
1449955	12-VOLT / 2.7kW / CW / 10-TOOTH	216, 228, 236, 247, 248, 267, 287, 906, TH220B, TH330B, TH340B, TH350B, TH355B, TH460B, TH560B, TH580B
3035795	12-VOLT / 2.7W / CW / 10-TOOTH	416E, 420E, 420F, 422E, 428E, 428F, 430E, 430F, 432E, 432F, 434E, 434F, 442E, 444E, 444F, 450E, C4.4
3392900	12-VOLT / 2.85kW / CW / 10-TOOTH	216, 216B, 226B, 232B, 242B, 247B, 257B, 3013, 3013C, 3024, 3024C, C1.5, C2.2, CB-214D, CB-214E, CB-22, CB-334D, CB-334E, CB-34, CB32B
3E5382	12-VOLT / 3.0kW	3114, 3116, 3126, 3126B, 446, 446B, AP-1000, AP-1050, C7, RT100
7X1361	12-VOLT / 3.0kW / 10-TOOTH	416, 426, 428, 436, 438
1008224	12-VOLT / 3.0kW / CW / 10-TOOTH	3054, 3054B, 3056, CB-534D, CB-564D, G3516B, TH103, TH62, TH63, TH82, TH83
1053133	12-VOLT / 3.0kW / CW / 10-TOOTH	933, 933C, 939, 939C, D3C III, D3G, D4C III, D4G, D5C III, D5G
3644130	12-VOLT / 3.0kW / CW / 10-TOOTH	3054, 3054B, 3054C, 3054E, 3056, 3056E, AP-300, AP-300D, C3.3, C4.4, C6.6, CB-434D, CB-54, CB-64, CD-54, SPF343C, TH210, TH215
3575202	12-VOLT / 3.2kW / 10-TOOTH	3054C, C4.4
3127539	12-VOLT / 3.2kW / CW / 10-TOOTH	3054, 3054C, 3054E, C4.4, CD-54, TH210, TH215
2071510	12-VOLT / 37MT / 11-TOOTH	3116, 3126, 3126B, 3126E, C7
2071508	12-VOLT / 37MT / 150AMP / 12-TOOTH	3116, 3126, 3126B, C7, SPP101
3E1865	12-VOLT / 4.0kW / 10-TOOTH	931C, 931C II, 935C, 935C II, D3C, D3C II, D4C, D4C II, D5C, IT12
2071513	12-VOLT / 41MT / CW / SSL / 12-TOOTH	3126B, 3126E, C7
2071514	12-VOLT / 41MT / SSL	3116, 3126, 3126B, 3126E, C7
2071527	12-VOLT / 42 MT / CCW / 12-TOOTH	3208, C9
2071525	12-VOLT / 42MT / 130AMP	3208, 3304, 3306, 3306B, G3304, G3306
2071524	12-VOLT / 42MT / 7.3kW / 11-TOOTH	3196, 3406B, 3406E, 480, 75C, 75D, 85C, 85D, C-10, C-12, C-9, C11, C12, C13, C15, C18, C9, C9.3, CPT372, CX31-C13I, CX31-C18I, CX31-C9I, CX35-C18I, MTC735, SUF557, TH31-E61, TH35-C11I, TH35-C13I

Part No.	Description	Application
2071533	12-VOLT / 42MT / CCW / 12-TOOTH	3116, 3126B, 3208
2071521	12-VOLT / 42MT / CW / 12-TOOTH	65E, 75E, 85E, 95E, C-10, C-12, C-9, C13, C9, CX31-C13I, CX31-C9I, TH31-E61, TH35-C13I
2071532	12-VOLT / 42MT / SSL / 11-TOOTH	3406B, 3406E, C-15, C-16, C-18, C11, C13, C15, C18, CX31-C13I, CX31-C15I, G3406, TH35-C11I, TH35-C15I, TH35-C15T
3E1864	12-VOLT / CW / 10-TOOTH	3054, 3056, RT50
2N3538	12-VOLT / CW / 12-TOOTH	3160, 3208
1992334	12-VOLT / CW / 13-TOOTH	302.5C, 303, 304



#### 24-VOLT STARTING MOTORS

Part No.	Description	Application
3303123	24-VOLT / 120AMP / 54-TOOTH 12/13	953D, 963D, D5R LGP, D6K, D6K LGP, D6K XL, D6N, D6N LGP, PL61
3395406	24-VOLT / 39MT / 12-TOOTH	120K, 12K, 140K, 140K 2, 160K
1430541	24-VOLT / 4.5kW / CW / 10-TOOTH	914G, 924G, 924GZ, 930G, CB-434B, CB-434C, CB-534B, CB-534C, CB-535B, CB-544, CB-545, CP-433C, CP-433E, CS-323C, CS-423E, CS-431C, IT14G, IT28G, PF-290B, PS-150
2253150	24-VOLT / 4.5kW / CW / 10-TOOTH	3054C, 3054E, 3056E, 312D2, 312D2 GC, 312D2 L, 313D2, 313D2 LGP, 315C, 318D2 L, 420D, 420E, 564, 574B, 914G, AP-650B, AP-800D, AP555E, BB-760, BG500E, C4.4, C6.6, CP-433E, CP-44, CP-533E, CS-323C
2049742	24-VOLT / 41MT / 12-TOOTH	3126B, 3126E, C7
2071517	24-VOLT / 41MT / 12-TOOTH	120H, 120H ES, 120H NA, 120K, 120K 2, 12K, 135H, 135H NA, 140G, 140K, 140K 2, 160K, 3116, 3126, 3126B, 320B, 322B L, 322B LN, 322C, 322C FM, 324D, 324D FM, 324D FM LL, 324D L, 324D LN, 325B L, 325C



24-VOLT STARTING MOTORS (CONT.)

Part No.	Description	Application
2071519	24-VOLT / 41MT / 6.0kW / CW / 12-TOOTH	3126B, 3126E, 561M, 561N, D5M, D5N, D6M, D6N
2071516	24-VOLT / 41MT / 85AMP	3116, 3126, 3126B, 3126E, AP-655C, C7, CP-573E, CP-663E, CS-433C, CS-563E, CS-583E, CS-663E, CS-683E
2071560	24-VOLT / 42MT / 7.5kW / 12-TOOTH	12H, 12H ES, 12H NA, 130G, 140G, 140H, 140H ES, 140H NA, 143H, 14H NA, 160H, 160H ES, 160H NA, 163H NA, 1673C, 3208, 330, 3304, 3304B, 3306, 3306B, 330B L, 350, 515, 517, 518C, 525B, 525C, 527, 528B
2071547	24-VOLT / 42MT / 7.7kW / CCW / 12-TOOTH	3116, 3126, 3126B, C7
2071551	24-VOLT / 42MT / 7.7kW / CW / 12-TOOTH	3116, 3126, 3126B, 320B, 322B L, 322B LN, 322C, 322C FM, 324D, 324D FM, 324D FM LL, 324D L, 324D LN, 325B, 325B L, 325C, 325C FM, 325D, 325D FM, 325D FM LL, 325D L, 325D MH, 326D L, 328D LCR, 329D
1654619	24-VOLT / 42MT / 7.7kW / CW / 13-TOOTH	140H, 143H, 160H, 163H, 814F, 815F, 816F, 966G II, 966H, 972G II, 972H
2906527	24-VOLT / 42MT / 7.7kW / CW / 13-TOOTH	966H, 972H
2071556	24-VOLT / 42MT / 7.8kW / CW / SSL / 11-TOOTH	120M, 12M, 140H, 140M, 14H, 14M, 160M, 16G, 16H, 16H NA, 16M, 2290, 2390, 2391, 2491, 2590, 3176, 3176B, 3176C, 3196, 330C, 330C FM, 330C L, 330D, 330D FM, 330D L, 330D LN, 330D MH, 336D, 336D L, 3406
2071545	24-VOLT / 42MT / CW / 12-TOOTH	1673C, 3306, 3306C
1352361	24-VOLT / 5.0kW / 10-TOOTH	320N
2724774	24-VOLT / 5.0kW / 10-TOOTH	311C, 311D LRR, 312C, 312C L, 312D, 312D L, 313D, 314C, 314D CR, 314D LCR, 315D L, 318C, 318D L, 319C, 319D, 319D L, 319D LN, 320B, 320C, 320C FM, 320C L, 320D, 320D FM, 320D FM RR, 320D GC, 320D L
1347023	24-VOLT / 5.0kW / CW / 11-TOOTH	315, 315B, 315B FM L, 315C, 317B LN, 318B
1477166	24-VOLT / 5.0kW / CW / 11-TOOTH	306, 307B, 307D
3E5381	24-VOLT / 5.5 Kw / CW / 10-TOOTH	206B, 212B, 3114, 910E, 918F, 924F, CB-434, E110B, IT12B, IT14B, IT14F, IT18F, IT24F
4351240	24-VOLT / 50MT	C11, C13, C15, C18, CX31-C131, CX31-C151
2768900	24-VOLT / 50MT / 11-TOOTH	793F, 793F AC, 793F CMD, 793F-XQ, 795F AC, 795F XQ, C175-16, C175-20
6V0588	24-VOLT / 50MT / 11-TOOTH	631C, 824, 824B, 983, 988, D343

Part No.	Description	Application
1249780	24-VOLT / 50MT / 12-TOOTH	836, 966F II, 980G, 992D, D7R II, D8R, D8R II
3383454	24-VOLT / 50MT / 7.5kW / CW / 11-TOOTH	1190, 120M, 1290T, 1390, 14M, 160M, 16H NA, 16M, 2290, 2390, 2391, 2491, 24H, 24M, 2590, 3126B, 3176C, 3196, 330C, 330C FM, 330C L, 330C MH, 330D, 330D FM, 330D L, 330D LN, 330D MH, 336D, 336D L
3577354	24-VOLT / 50MT / 9.0kW / 11-TOOTH	365C, 365C L, 365C L MH, 374D L, 385C, 385C FS, 385C L, 385C L MH, 390D, 390D L, 725, 730, 844H, 990H, C15, C18, CX31-C151, TH35-C151
3T8950	24-VOLT / 50MT / 9.0kW / 12-TOOTH	583K, D8K, D342
3383456	24-VOLT / 50MT / 9.0kW / CW / 11-TOOTH	5130, 5130B, 589, 776C, 776D, 777, 777B, 777C, 777D, 785C, 785D, 793D, 854G, 992G, 994, 994D, 994F, 994H, D10N, D10R, D10T, D11N, D11R, D9N, D9R
3496536	24-VOLT / 50MT / CW / 11-TOOTH	2864C, 336E, 336E H, 336E HVG, 336E L, 336E LH, 336E LN, 336F L, 374F L, 390F L, 568 FM LL, 586C, 627H, 793F CMD, 826K, 834K, 836K, 844K, 854K, 988K, 990K, 992K, 993K, C15, C18, C32, D11T, D9T
1238686	24-VOLT / 50MT / PRELUBE / 11-TOOTH	5130B, D10R, D11R, D9R
3639839	24-VOLT / 50MT / SSL / CW / 13-TOOTH	966H, 972H
4N1062	24-VOLT / 6.5kW / CW / 11-TOOTH	16G, 245, 245B, 245D, 3176B, 3406, 3406B, 3406C, 3406E, 3408, 3408B, 3408C, 3412, 3412C, 3412D, 3412E, 375, 375 L, 5080, 578, 583R, 587R, 621, 621B, 623B, 824C, 825C, 826C, 980C, 980F, 983B, C30, C32
2342637	24-VOLT / 7.5kW / CW / 11-TOOTH	924G, AP-600D, AP-655D, AP555E, BG500E, BG600D, BG655D, C6.6, CP-56, CP-573E, CP-64, CP-663E, CP-76, CS-56, CS-563E, CS-56B, CS-583E, CS-64, CS-663E, CS-683E, CS-68B, CS-74, CS-74B, CS-78B, IT28G
3006868	24-VOLT / 7.5kW / CW / 11-TOOTH	924G, 924H, 924HZ, 928H, 928HZ, IT28G
3545671	24-VOLT / 7.0kW / 10-TOOTH	320D GC, 320D L, 320D2, 320D2 GC, 320D2 L, 320E, 320E L, 320E LN, 320E LRR, 320E RR, 323D L, 323D2 L, 323E L, 324E, 324E L, 324E LN, 329E, 329E L, 329E LN, 924K, 930K, 938K, C7.1, D6K2, D6K2 LGP
2886976	24-VOLT / 8.0kW / CW / 13-TOOTH	320D GC, 320D L, 323D L, 938H, AP1000E, AP1055E, C6.6, IT38H
2771833	24-VOLT / 8kW / 13-TOOTH	2470C, 553C, 613G, 953D, 963D, C6.6, D6K, D6K LGP, D6N, PL61, R1300G II
7T4957	24-VOLT / SSL / CW / 12-TOOTH	235, 235B, 235C, 235D, 330 FM L, 330 L, 627E, 637E, 814B, 815B, 816B, 966D, D5B, D6D, D6H, D7H
1859157	24-VOLT / 3.2kW / CW / 11-TOOTH	305.5, 306, 307C, 307D, 308C, 308D
1092361	24-VOLT / 4.0kW / CW / 10-TOOTH	3054, 3054B, 3056, 3056E, 307, 312, 312B L, 312C, 315, 315B L, 317, 550B, 554, 560B, 574B, AP-800C, BG-225B, BG-225C, M312, M315, M316C, M318C, M318C MH, M322C

32-VOLT STARTING MOTORS

Part No.	Description	Application
6V0501	32-VOLT / 50MT / 11-TOOTH	3408, 3408C, 3412, 3412C, 3412D, 3412E, 3508, 3508B, 3508C, 3512, 3512B, 3512C, 3516, 3516B, D4H, G3516
6V0509	32-VOLT STANDARD ENGINE ROTATION	D379B, D398B, D399, G398, G399



STARTING MOTORS FOR KOMATSU®

Part No.	Description	Application
600-813-4421	24VOLT / 5.5kW / CW / 11-TOOTH	PC200, PC210, PC220, PC250, S4D95L, S6D95L, SA6D95L, SAA6D95LE
600-813-4812	24-VOLT / 11kW / CW / 11-TOOTH	S6D155, SA6D155
600-813-6412	24-VOLT / 7.5kW / CW / 12-TOOTH	S6D108, SA6D108, SAA6D108E
600-813-8310	24VOLT / 11kW / 12-TOOTH	6D125E, PC400, PW400MH, S6D125, S6D125E, S6D140, S6D140E, SA6D125E, SA6D140E
600-813-9322	24-VOLT / 11kW / 12-TOOTH	HM350, HM400, PC400, PC450, PC490, S6D125E, SA6D125E, SA6D140E, SAA6D125E, SAA6D140E
600-863-5711	24-VOLT / 7.5kW / CW / 12-TOOTH	SAA6D114E, WA380, WA430
600-863-8112	24-VOLT / 11kW / 12-TOOTH	PC300, PC300HD, PC300LL, PC350, PC350HD, PC350LL, PC360, PC390, PC390LL, SA6D114E, SAA6D114E

STARTING MOTORS PARTS

Part No.	Description	Application
0949885	ARMATURE SET	311, 312, 320, 320 L, 320N, E110, E110B, E120, E120B, E140, E200B, E70, E70B
0950410	BEARING	305.5, 306, 307, 307C, 307D, 308C, 308D, 311C, 311D LRR, 312C, 312C L, 312D, 312D L, 313D, 314C, 314D CR, 314D LCR, 315, 315B, 315C, 315D L, 317B LN, 318B, 318C, 318D L, 319C, 319D, 319D L, 319D LN

Part No.	Description	Application
1138085	RING	3054, 3054B, 3056, 3056E, 307, 312, 315, 317, 550B, 554, 560B, 574B, 924G, 924GZ, 930G, AP-800C, BG-225B, BG-225C, CB-434B, CB-434C, CB-534B, CB-534C, CB-534D, CB-535B, CB-564D, CP-433C, CS-323C, CS-4
1239776	ARMATURE AS	5130B, 836, 966F II, 980G, D10R, D11R, D7R II, D8R, D8R II, D9R
1275950	ARMATURE AS	307, 311B, 311C, 311D LRR, 312C, 312C L, 312D, 312D L, 313D, 314C, 314D CR, 314D LCR, 315, 315B, 315C, 315D L, 317B LN, 318B, 318C, 318D L, 319C, 319D, 319D L, 319D LN, 320B, 320C, 320C FM, 320C L
1525878	MOUNT AS	216, 216B, 216B3, 226B, 226B3, 228, 232B, 236, 236B, 236B3, 236D, 242B, 242B3, 242D, 246D, 247, 2470C, 247B, 247B3, 248, 252B, 252B3, 2570C, 257B, 257B3, 257D, 259B3, 259D, 262D, 267, 2670C, 267B, 268
1P7832	KIT-BEARING & WICK	130G, 140G, 16G, 215, 235, 245, 3208, 3304, 3306, 3306B, 3406, 3406B, 3408, 3412, 3508, 3512, 3516, 572G, 589, 621, 627E, 631E, 637E, 651E, 657E, 773B, 815B, 826C, 834B, 920, 950B, 951B, 963, 966C
2331280	CLUTCH	311C, 311D LRR, 312C, 312C L, 312D, 312D L, 313D, 314C, 314D CR, 314D LCR, 315C, 315D L, 318C, 318D L, 319C, 319D, 319D L, 319D LN, 320B, 320C, 320C FM, 320C L, 320D, 320D FM, 320D FM RR, 320D GC
2A2350	STOP	955C, 977D, D315
2Y2377	BEARING	120B, 140B, 3306, 3408B, 631E, 930, 930R, D4E SR, D5E, D6C, D6D, D6E SR, D8L, G3306
2Y2378	SLEEVE	120B, 140B, 3306, 3408B, 631E, 930, 930R, D4E SR, D5E, D6C, D6D, D6E SR, D8L, G3306
2Y2384	ARMATURE AS	120B, 140B, 3306, 3408B, 631E, 930, 930R, D4E SR, D5E, D6C, D6D, D6E SR, D8L, G3306
3E7855	ARMATURE AS-STARTER	120H, 120H ES, 120H NA, 120K, 120K 2, 12K, 135H, 135H NA, 140G, 140K, 140K 2, 160K, 214B, 3116, 3126, 3126B, 3126E, 320B, 322B L, 322B LN, 322C, 322C FM, 324D, 324D FM, 324D FM LL, 324D L, 324D LN
3E7857	DRIVE AS	120H, 120H ES, 120H NA, 120K, 120K 2, 12K, 135H, 135H NA, 140G, 140K, 140K 2, 160K, 214B, 3116, 3126, 3126B, 3126E, 320B, 322B L, 322B LN, 322C, 322C FM, 324D, 324D FM, 324D FM LL, 324D L, 324D LN
3E7858	HOUSING AS	120H, 120H ES, 120H NA, 120K, 120K 2, 12K, 135H, 135H NA, 140G, 140K, 140K 2, 160K, 214B, 3116, 3126, 3126B, 3126E, 320B, 322B L, 322B LN, 322C, 322C FM, 324D, 324D FM, 324D FM LL, 324D L, 324D LN
3E7860	KIT-BUSHING	120H, 120H ES, 120H NA, 120K, 120K 2, 12K, 135H, 135H NA, 140G, 140K, 140K 2, 160K, 214B, 3116, 3126, 3126B, 3126E, 320B, 322B L, 322B LN, 322C, 322C FM, 324D, 324D FM, 324D FM LL, 324D L, 324D LN
3E7861	KIT-LEVER	120H, 120H ES, 120H NA, 120K, 120K 2, 12K, 135H, 135H NA, 140G, 140K, 140K 2, 160K, 214B, 3116, 3126, 3126B, 3126E, 320B, 322B L, 322B LN, 322C, 322C FM, 324D, 324D FM, 324D FM LL, 324D L, 324D LN





# AIR STARTING MOTORS / INGERSOLL RAND®

## Features:

- ✓ Sealed for use in air or gas applications.
- ✓ Offset design for simple mounting
- ✓ Powerful motors
- ✓ Multiple offset gear ratios: B = 2.18:1; C = 2.53:1; C = 2.69:1; D = 3.44:1, D = 3.94:1; E = 3.46:1
- ✓ Backcap ports for injection lubricating



Part No.	Description	Application
7C3372	CW ROTATION / 90-150-PSI / SS815FG-B03R31-32N	3412, 3412C, 3412D, 3412E, 3508, 3508B, 3508C, 3512, 3512B, 3512C, 3516, 3516B, 3516C, 5230B, 776C, 776D, 777B, 777D, 784B, 784C, 785, 785B, 785C, 785D, 789, 789B, 789C, 793, 793B, 793C, 793D, 797
7C3374	12-TOOTH / CCW ROTATION / SS815FGB03L32-32N	3508, 3508B, 3512, 3512B, 3516, 3516B
7W0016	11-TOOTH / CW ROTATION / SS825FG-B03R25-22A	3606, 3608, 3612, 3616, 3618, C280-12, C280-16, G3612, G3616
7W0017	SS825FGB03L26-22A	3612, 3616, 3618, C280-12, C280-16
7W0301	12-TOOTH / 150-PSI / SS350GE03R31-03K	CG137-08, CG137-12, G3408, G3408C, G3412
7W9655	12-TOOTH / 150-PSI / SS350GE03R29-03I	3304, 3306, G3304, G3304B, G3306, G3306B



## AIR STARTING MOTORS PARTS / INGERSOLL RAND®

Part No.	Description	Application
1196284	LUBRICATOR GP-AIR MOTOR	3412, 3508, 3508B, 3508C, 3512, 3512B, 3516, 3516B, 3516C, 3606, 3608, 3612, 3616, C280-12, C280-16, C280-6, C280-8, G3508, G3508B, G3512, G3512B, G3516, G3516B, G3520B, G3606B, G3608, G3612
1720208	LUBRICATOR GP-AIR MOTOR	3176C, 3196, 3304, 3304B, 3306, 3306B, 3406B, 3406C, 3406E, 3408, 3408C, 3408E, 3412, 3412C, 3412D, 3412E, 3456, 3608, 5230, 5230B, 776D, 777D, 784C, 785C, 785D, 789C, 793C, 793D, 797, 797B, 994, 994D
2L7736	VANE	3306, 769, D326F, D333B, D334, D342, D342C
2W6078	PINION-DRIVE	3412, 3412C, 3412D, 3412E, 3508, 3508B, 3508C, 3512, 3512B, 3512C, 3516, 3516B, 3516C, 3606, 3608, 3612, 3616, 5230, 5230B, 776C, 776D, 777D, 784B, 784C, 785, 785B, 785C, 785D, 789B, 789C, 793B, 793C
2W6079	PINION-DRIVE	3508, 3508B, 3508C, 3512, 3512B, 3512C, 3516, 3516B, 3516C, D399, G3512

## AIR STARTING MOTORS PARTS / INGERSOLL RAND® (CONT.)

Part No.	Description	Application
2W6082	KIT-DRIVE	3412, 3412C, 3412D, 3412E, 3508, 3508B, 3508C, 3512, 3512B, 3512C, 3516, 3516B, 3516C, 3606, 3608, 3612, 3616, 3618, 5230, 5230B, 776C, 776D, 777D, 784B, 784C, 785, 785B, 785C, 785D, 789B, 789C, 793B
4N4378	CYLINDER	3176B, 3176C, 3196, 3304, 3304B, 3306, 3306B, 3406, 3406B, 3406C, 3406E, 3408, 3408C, 3408E, 3456, 768B, 769, C-10, C-12, C-15, C-16, C-9, C11, C12, C13, C15, C18, C9, CX31-C13I, CX31-C15I, CX31-C9I
4N4379	DOWEL-CYLINDER	3176B, 3176C, 3196, 3304, 3304B, 3306, 3306B, 3406, 3406B, 3406C, 3406E, 3408, 3408C, 3408E, 3456, 768B, 769, C-10, C-12, C-15, C-16, C-9, C11, C12, C13, C15, C18, C9, CX31-C13I, CX31-C15I, CX31-C9I
4N4380	KIT-VANE	3176B, 3176C, 3196, 3304, 3304B, 3306, 3306B, 3406, 3406B, 3406C, 3406E, 3408, 3408C, 3408E, 3456, C-10, C-12, C-15, C-16, C-9, C11, C12, C13, C15, C18, C9, CX31-C13I, CX31-C15I, CX35-P800
4N4382	PLATE-FRONT END	3176B, 3176C, 3196, 3304, 3304B, 3306, 3306B, 3406, 3406B, 3406C, 3406E, 3408, 3408C, 3408E, 3456, 768B, 769, C-10, C-12, C-15, C-16, C-9, C11, C12, C13, C15, C18, C9, CX31-C13I, CX31-C15I, CX31-C9I
4N4398	PISTON AS	3304, 3306, 3406, 3406B, 3408, 3412, 768B, 769, 772, 777, D342, D342C, D348, D353C, D379A, D379B, G3304, G343, G379, G399
4N4399	RING-PISTON	3304, 3306, 3406, 3406B, 3408, 3412, 768B, 769, 772, 777, D342, D342C, D348, D353C, D379A, D379B, G3304, G343, G379, G399
4N4407	BUSHING-DRIVE HOUSING	3304, 3306, 3406, 3408, 3412, 768B, 769, 772, 777, D320A, D342, D342C, D348, D353C, D379A, G3304, G343, G379
4N4409	DEFLECTOR AS	3176B, 3176C, 3196, 3304, 3304B, 3306, 3306B, 3406, 3406B, 3406C, 3406E, 3408, 3408C, 3408E, 3456, C-10, C-12, C-15, C-16, C-9, C11, C12, C13, C15, C18, C9, CX31-C13I, CX31-C15I, CX31-C9I, CX35-P800
4N4421	SHAFT-DRIVE	3176B, 3176C, 3196, 3304, 3304B, 3306, 3306B, 3406, 3406B, 3406C, 3406E, 3408, 3408C, 3408E, 3456, C-10, C-12, C-15, C-16, C-9, C11, C12, C13, C15, C18, C7, C9, CX31-C13I, CX31-C15I, CX31-C18I, CX31-C
4N9404	LEAD AS	130G, 140G, 14G, 16G, 215, 235, 245, 3208, 3304, 3306, 3306B, 3406, 3406B, 3408, 3412, 3508, 3512, 3516, 518, 572G, 589, 613B, 613C, 621, 627E, 631E, 637E, 651E, 657E, 773B, 815B, 826C, 834B, 920, 950
5N8363	COVER AS	3412, 3412C, 3412D, 3412E, 3508, 3508B, 3508C, 3512, 3512B, 3512C, 3516, 3516B, 3516C, 3606, 3608, 3612, 3616, 3618, 5230, 5230B, 776C, 776D, 777D, 784B, 784C, 785, 785B, 785C, 785D, 789B, 789C, 793B
5N8365	PLATE-FRONT END	3412, 3412C, 3412D, 3412E, 3508, 3508B, 3508C, 3512, 3512B, 3512C, 3516, 3516B, 3516C, 3606, 3608, 3612, 3616, 3618, 5230, 5230B, 776C, 776D, 777D, 784B, 784C, 785, 785B, 785C, 785D, 789B, 789C, 793B
5N8367	PLATE-REAR END	3412, 3412C, 3412D, 3412E, 3508, 3508B, 3508C, 3512, 3512B, 3512C, 3516, 3516B, 3516C, 3606, 3608, 3612, 3616, 3618, 5230, 5230B, 776C, 776D, 777D, 784B, 784C, 785, 785B, 785C, 785D, 789B, 789C, 793B

Part No.	Description	Application
5N8368	PINION-ROTOR	3412, 3412C, 3412D, 3412E, 3508, 3508B, 3508C, 3512, 3512B, 3512C, 3516, 3516B, 3516C, 5230, 5230B, 776C, 776D, 777D, 784B, 784C, 785, 785B, 785C, 785D, 789B, 789C, 793B, 793C, 793D, 797, 797B, 994
5N8375	CUP-SPRING	3412, 3412C, 3412D, 3412E, 3508, 3508B, 3508C, 3512, 3512B, 3512C, 3516, 3516B, 3516C, 3606, 3608, 3612, 3616, 3618, 5230, 5230B, 776C, 776D, 777D, 784B, 784C, 785, 785B, 785C, 785D, 789B, 789C, 793B
5N8383	CYLINDER	3412, 3412C, 3412D, 3412E, 3508, 3508B, 3508C, 3512, 3512B, 3512C, 3516, 3516B, 3516C, 3606, 3608, 3612, 3616, 3618, 5230, 5230B, 776C, 776D, 777D, 784B, 784C, 785, 785B, 785C, 785D, 789B, 789C, 793B
5N8384	SHAFT-DRIVE	3412, 3412C, 3412D, 3412E, 3508, 3508B, 3508C, 3512, 3512B, 3512C, 3516, 3516B, 3516C, 3606, 3608, 3612, 3616, 3618, 5230, 5230B, 776C, 776D, 777D, 784B, 784C, 785, 785B, 785C, 785D, 789B, 789C, 793B
5N8424	BULKHEAD	3412, 3412C, 3412D, 3412E, 3508, 3508B, 3508C, 3512, 3512B, 3512C, 3516, 3516B, 3516C, 3606, 3608, 3612, 3616, 3618, 5230, 5230B, 776C, 776D, 777D, 784B, 784C, 785, 785B, 785C, 785D, 789B, 789C, 793B
5N9574	JAW AS-CLUTCH	3412, 3412C, 3412D, 3412E, 3508, 3508B, 3508C, 3512, 3512B, 3512C, 3516, 3516B, 3516C, 3606, 3608, 3612, 3616, 3618, 5230, 5230B, 776C, 776D, 777D, 784B, 784C, 785, 785B, 785C, 785D, 789B, 789C, 793B
6N7533	KIT-ROTOR VANE	3412, 772, 777, D348, D379B, G379, G399
6N7535	RETAINER	3412, 772, 777, D348, D379B, G379, G399
6N7537	CYLINDER	3412, 772, 777, D348, D379B, G379, G399
6N7540	PLATE-CYLINDER END	3412, 772, 777, D348, D379B, G379, G399
7L7465	VANE	772, D348, D353C, D379A
7W0511	PLATE-REAR END	3304, 3306, 3406, 3406B, 3406C, CG137-08, CG137-12, G3304, G3304B, G3306, G3306B, G3406, G3408, G3408C, G3412
7W0513	PLATE-FRONT END	3304, 3306, 3406, 3406B, 3406C, CG137-08, CG137-12, G3304, G3304B, G3306, G3306B, G3406, G3408, G3408C, G3412
7W0519	PINION-ROTOR	3304, 3306, 3406, 3406B, 3406C, CG137-08, CG137-12, G3304, G3304B, G3306, G3306B, G3406, G3408, G3408C, G3412
7W0538	KIT-DRIVE	3304, 3306, 3406, 3406B, 3406C, CG137-08, CG137-12, G3304, G3304B, G3306, G3306B, G3406, G3408, G3408C, G3412
7W0540	KIT-SEAL & VANE	3304, 3306, 3406, 3406B, 3406C, CG137-08, CG137-12, G3304, G3304B, G3306, G3306B, G3406, G3408, G3408C, G3412
7W1650	PINION-DRIVE	3516, 3516B, 3516C, 3606, 3608, 3612, 3616, 3618, C280-12, C280-16, C280-6, C280-8, G3516, G3516B, G3520B, G3606, G3606B, G3608, G3612, G3616



# DIESEL ENGINE COMPONENTS

CTP Engine Parts are designed and manufactured to work hard as an integrated system. Continuous improvement in our engineering and manufacturing ensures that our customers receive the best quality products available in the market.

We aim to constantly innovate and change how the industry looks at replacement parts.



## Liners (Camisas)

Designed for use in high mileage in-frame rebuilds, CTP Wet Liners are manufactured to meet and surpass stringent design specifications.

A wet liner has no supporting bore structure and it is held in place by the flange, the flange has to withstand and endure continuous bending and flexing forces. To overcome these stresses all CTP liners receive a Deep Pressure Roll burnishing on the radius directly below the flange. This process strengthens the flange area by more than 50% and reduces metal fatigue, preventing liner fractures. The liners are induction hardened to decrease premature surface wear. All CTP liners receive a special coating to minimize cavitation damage and resist corrosion.

Diseñadas para reparaciones en vehículos de alto millaje, las camisas CTP están fabricadas para cumplir y sobrepasar las especificaciones de diseño más estrictas. Las camisas húmedas no tienen una estructura de soporte y se mantienen en su lugar por la brida, la cual tiene que soportar fuerzas de flexión. Para asegurarnos que las camisas CTP aguantan estas tensiones, estas son sometidas a un proceso de pulido profundo en el radio directamente debajo de la brida. Este proceso fortalece el área de la brida en más de un 50% y reduce la fatiga del metal, evitando así las fracturas de la camisa. Las camisas pasan por un tratamiento de inducción para disminuir el desgaste prematuro de la superficie. Todas las camisas CTP tienen un recubrimiento especial para reducir al mínimo el daño por cavitación y resistir la corrosión.



## Engine Bearings (Cojinetes)

CTP Engine Bearings are constructed of multiple layers, comprised of different metal alloys. The most common is the Tri-metal bearing; composed of a steel backing, followed by a copper plated layer with a lead-tin alloy surface. The Bi-metal bearing has a steel backing with an aluminum bearing alloy. These bearing composites are engineered for durability, conformability and embeddability, while providing high strength and high wear resistance. The aluminum alloy bearings are designed to increase thermal transfer to draw damaging heat away from critical surfaces.

Los cojinetes están fabricados con múltiples capas compuestas de diferentes aleaciones metálicas. El más común es el cojinete Tri-metal; compuesto de un soporte de acero, seguido de una capa de cobre con una superficie de aleación de plomo. El cojinete Bi-metal tiene una capa de acero con una aleación de aluminio. Estos materiales compuestos están diseñados para proporcionar una larga durabilidad y alta resistencia al desgaste. Los cojinetes de aleación de aluminio están diseñados para aumentar la transferencia térmica para mantener el calor dañino lejos de superficies críticas.

## Piston (Pistón)

CTP Aluminum Pistons are manufactured out of hypereutectic aluminum with a special heat treatment that modifies and improves the grain structure for added strength and durability. The aluminum hypereutectic alloy provides good wear resistance due to its extreme hardness. The unique characteristics of this alloy provides the piston with exceptional high strength and stiffness that reduces scuffing, while retaining dimension consistencies during thermal expansions therefore improving power, fuel economy and service life.

Los pistones CTP están fabricados de aluminio hipereutéctico con un tratamiento térmico especial que modifica y mejora la estructura para brindar mayor resistencia y durabilidad. La aleación de aluminio hipereutéctico ofrece buena resistencia al desgaste debido a su extrema dureza. Las características únicas que esta aleación proporciona al pistón con alta resistencia y rigidez reduce el desgaste abrasivo y conserva las dimensiones consistentes durante las expansiones térmicas, por tanto, mejora la potencia, la economía de combustible y su vida útil.



## Crankshaft (Cigüeñales)

CTP Crankshafts are made out of forged steel, for strength and durability. The forging process allows for the continuity of material grain flow which assists in the transmission of stresses for maximum strength and reliability. All crankshafts are balanced to perfection, both statically and dynamically to provide a smooth and vibration free operation.

Los cigüeñales CTP están hechos de acero forjado para proporcionar alta calidad y resistencia. El proceso de la forja permite la continuidad del grano del material, asistiendo la transmisión de las tensiones para ofrecer máxima resistencia y confiabilidad. Todos los cigüeñales se balancean a la perfección, tanto estática como dinámicamente para proporcionar una operación suave y libre de vibración.

## Rods (Bielas)

CTP New Replacement Connecting Rods are machined from high-tensile forged steel for high durability. With increased strength and a lightweight design, these connecting rods improve strength more than any other replacement offerings. CTP Connecting Rods are an economically priced alternative to the time and expense involved in salvaging and reworking used connecting rods.

Las bielas de reemplazo CTP están diseñadas con acero forjado para ofrecer una gran resistencia. Con el aumento de la fuerza y su diseño ligero, estas bielas brindan más resistencia que cualquier otra ofrecida en el mercado de accesorios. Las bielas CTP son una alternativa al original con mejores precios para sus reparaciones.

## Piston Rings (Anillos de Pistón)

CTP Steel compression rings come with several types of coatings; Moly, Chrome and Ceramic PVD Coatings. These coatings offer higher tensile strength and greater hardness, while offering improved stress resistance and durability. Our secondary compression rings are manufactured out of non heat treated grey cast iron for better conformability that improves oil control. Our low tension oil rings reduce friction and cylinder wear for longer service life.

Anillos de pistón CTP están hechos de varios tipos de recubrimientos: molibdeno, cromo y PVD de cerámica. Estos recubrimientos ofrecen una mayor resistencia a la fricción, una mejor dureza, mejor durabilidad y resistencia al estrés. Los anillos secundarios se fabrican de hierro de fundido para una mejor adaptabilidad mejorando el control de aceite. Nuestros anillos de aceite de baja tensión reducen la fricción y el desgaste del cilindro para ofrecer una vida útil más larga.

## Valves (Válvulas)

CTP valves are manufactured under strict guidelines and design parameters to ensure a reliable product. The proper type of material and design is crucial to the valve operating performance and reliability. Our valves are manufactured from specific alloys depending on the application. Some of these specialty alloys include Stellite™ and Inconel™ two superalloys that are used for their outstanding hardness and toughness and also for their oxidation and corrosion resistant properties, that are well suited for service in extreme high temperature environments subjected to pressure like today's Diesel engines.

Las válvulas CTP están fabricadas bajo parámetros de diseño estrictos para garantizar un producto confiable. El uso del material y diseño adecuado es crucial para el rendimiento operativo de la válvula. Nuestras válvulas se fabrican de aleaciones específicas dependiendo de la aplicación. Algunas de estas aleaciones especiales incluyen Stellite™ y Inconel™ dos super aleaciones que se utilizan para lograr su dureza y resistencia a la oxidación y la corrosión, bien adaptados para el servicio en ambientes de temperaturas extremas y sometidos a la presión de los motores Diesel de hoy.

Part numbers are used for reference purposes only.

Costex Tractor Parts Copyright © 2023. All rights reserved.



## ENGINE BLOCKS

Two of the most popular engines in the heavy equipment industry are the 3304 and 3306. For the past thirty years, hundreds of thousands of these engines have been produced and are still in service. CTP offers these two workhorse engines at a great value.



Part No.	Engine	Serial No.
1N3574	3304	02B, 04B, 05B, 9Z, 1NS, 1PS, 10E, 13E, 2WL, 37Y, 78P, 83Z, 9HK, H4G, A4E
7N6552	3304	12Z, 07Z, 4XB, 10E, 09Z, 1NS, 1PS, 1BZ, N4F, 02B, 04B, 05B, 13E, 37Y, 78P, 83Z, 9HK, H4G, A4E
1N3576	3306	02B, 04B, 05B, 09Z, 1NS, 1PS, 10E, 13E, 2WL, 37Y, 78P, 83Z, 9HK, H4G, A4E

## CUSTOM ENGINES

Two of the most popular and versatile engines in heavy equipment are engines 3304 and 3306. For the past 30 years, hundreds of thousands of these engines have been produced and are still in service. CTP offers these two workhorse engines at a great value.



A new CTP engine offers several advantages over a re-manufactured or used engine. One of the key benefits is time, often we can assemble a custom made engine in just a few short days, this means getting your equipment back into service quicker. Another key factor is that the engine contains all new components that will last a very long time.

	Description
PC	<b>PRE-COMBUSTION</b> (Pre-Combustion type cylinder head)
DI	<b>DIRECT INJECTION</b> (Direct injection type cylinder head)
SB	<b>SHORT BLOCK</b> (Complete engine assembly, no cylinder head no oil pump)
MB	<b>MEDIUM BLOCK</b> (complete engine assembly, w/cylinder head no oil pump)
LB	<b>LONG BLOCK</b> (Complete engine assembly, w/cylinder head & oil pump)

How the CTP engine numbering system works:

3306 DI LB 1654262

Engine Model    Direct Injection    Long Block    Piston Number

Long block engines come completely assembled with NEW:

- ✓ Block
- ✓ Crankshaft
- ✓ Camshaft & Lifters
- ✓ Block Plate
- ✓ Connecting rods
- ✓ Cylinder Head Assy
- ✓ Wet Liners
- ✓ Piston & Rings
- ✓ Oil Pump
- ✓ Cam Bearings
- ✓ Gaskets
- ✓ Seals

†Some engines could take up to 3 weeks to complete, based on parts availability.

Engines currently in stock:

Part No.	Description	Piston
3304DIMB	3304 Direct injection Medium Block	1654262
3306DISB	3306 Short Block Engine	8N3182
3306DIMB	3306 Medium Block Engine	1654262
3306DILB	3306 Long Block Engine	1654262

## INFRAME OVERHAUL KITS



CTP Inframe Overhaul Kits offer quality parts engineered to work together for maximum performance.

- » Superior durability to give extended life between overhaul repairs.
- » Reduced Brake in oil consumption for greater economy.
- » Incredible savings to keep your engine running profitably.
- » Inframe Kits may be built to oversize and undersize specifications.

Includes:

	INFRAME OVERHAUL KITS	PREMIUM OVERHAUL KITS
Connecting rod		✓
Liners	✓	✓
Pistons	✓	✓
Piston Rings	✓	✓
Piston Pins	✓	✓
Retainers	✓	✓
Rod Bearings	✓	✓
Main Bearings	✓	✓
Thrust Plates	✓	✓
Valve Grinding	✓	✓
Central Gasket Kit	✓	✓
Seals Kits	✓	✓
Lower Gasket Kit	✓	✓

## INFRAME OVERHAUL KITS (CONT.)

Engine Model	Part No.	Piston No.
3066	CTP2977750-IK6	2977750
3066	CTP2977752-IK	2977752
3066	CTP2977752-IK010	2977752
3066	CTP2977753-IK6	2977753
3116	CTP1051710-IK	1051710
3116	CTP1077545-IK	1077545
3116	CTP1077563-IK	1077563
3116	CTP1077563-IKOS	1077563
3116	CTP6I1144-IK	6I1144
3116	CTP7C5668-IK	7C5668
3126	CTP1504621-IK	1504621
3126	CTP2382729-IK	2382729
3176	CTP4P5852-IK	4P5852
3208	CTP2W4831-IK	2W4831
3208	CTP2W8410-IK	2W8410
3208	CTP2W8410-IK010	2W8410
3208	CTP2W8412-IK	2W8412
3208	CTP7E4729-IK	7E4729
3208	CTP9L7737-3IK	9L7737
3304	CTP1646560-IK4	1646560
3304	CTP1290358-IK4	1290358
3304	CTP8N3182-IK4	8N3182
3304	CTP8N3182-IK40S	8N3182
3304DI	CTP1654262-IK4	1654262
3304DI	CTP1654262-IK40S	1654262
3306	CTP1290358-IK6	1290358
3306	CTP1646560-IK	1646560
3306	CTP8N3182-IK6	8N3182
3306	CTP8N3182-IK60S	8N3182
3306	CTP8N3182-IK6020	8N3182
3306	CTP9N5250-IK6	9N5250
3306DI	CTP1654262-IK6	1654262
3306DI	CTP1654262-IK60S	1654262
3406	CTP7E0292-IK	7E0292
3406	CTP7E8700-IK	7E8700
3406	CTP9Y3116-IK	9Y3116
3406	CTP9Y4004-IK	9Y4004
3406	CTP9Y7212-IK	9Y7212
3406	CTP1010016-IK	1010016
3406B	CTP1601131-IK	1601131
3406B	CTP7E8656-IK	7E8656
3406C	CTP1010016-IK6	1010016
3406C	CTP9Y9889-IK	9Y9889
3406E	CTP1352837-IK	1352837
3406E	CTP1495566IF6A	1495566
3406E	CTP7C2888-IK	7C2888
3408	CTP9Y7212-IK8	9Y7212

Engine Model	Part No.	Piston No.
3412	CTP9Y7212-IK12	9Y7212
C12	CTP1442948-IK	1442948
C15	CTP2250115-IK	2250115
C15	CTP1807352-IK	1807352
D342	CTP7N1366-IK	7N1366

## INFRAME OVERHAUL KITS FOR BACKHOE APPLICATIONS

Kit Part Number	Engine Model	Piston No.	Liner No.
CTP1072553-IK4	3054	1072553	6I0164
CTP1072553-IK6	3056	1072553	6I0164
CTP1350264-IK4	3054	1350264	6I0164
CTP1350264-IK6	3056	1350264	6I0164
CTP1521390-IK4	3054	1521390	6I0164
CTP1521390-IK6	3056	1521390	6I0164
CTP1072553-IK4A	3054	1072553	1111815
CTP1072553-IK6A	3056	1072553	1111815
CTP1350264-IK4A	3054	1350264	1111815
CTP1350264-IK6A	3056	1350264	1111815
CTP1521390-IK4A	3054	1521390	1111815
CTP1521390-IK6A	3056	1521390	1111815
CTP2168323-IK6A	3056	2168323	1111815



## PREMIUM INFRAME OVERHAUL KITS

Kit Part Number	Engine Model	Piston No.	Conrod No.
CTP1290358-IKCK6	3306	1290358	8N1721
CTP1646560-IKCK6	3306DI	1646560	8N1721
CTP1654262-IKCK4	3304DI	1654262	8N1721
CTP1654262-IKCK6	3306DI	1654262	8N1721
CTP8N3182-IKCK4	3304	8N3182	8N1984
CTP8N3182-IKCK6	3306	8N3182	8N1984
CTP9N5250-IKCK6	3306PC	9N5250	8N1721
CTP9Y4004-IKCK6	3406	9Y4004	8N1726
CTP9Y4004-IKCK6C	3406	9Y4004	7E5996
CTP9Y7212-IKCK6	3406	9Y7212	8N1726
CTP9Y7212-IKCK8	3408	9Y7212	8N1728
CTP9Y7212-IKCK12	3412	9Y7212	8N1728
CTP9Y9889-IKCK6	3406B	9Y9889	8N1726

Part numbers are used for reference purposes only.

Costex Tractor Parts Copyright © 2023. All rights reserved.

# 3054 ENGINE KITS I

## PISTON 1521390

ENGINE OVERHAUL KIT		
Kit Part No.	Liner	Valves
CTP1521390H4A1	1111815	1004626/7W4602
CTP1521390H4A2	1111815	6I0282/7W4602
CTP1521390H4A3	1111815	6I1196/7W4602
CTP1521390H4A4	1111815	1456855/1456857
CTP1521390H4B1	6I0164	1004626/7W4602
CTP1521390H4B2	6I0164	6I0282/7W4602
CTP1521390H4B3	6I0164	6I1196/7W4602
CTP1521390H4B4	6I0164	1456855/1456857
ENGINE OUT-OF-FRAME KITS		
Kit Part No.	Liner	
CTP1521390F4A	1111815	
CTP1521390F4B	6I0164	
ENGINE IN-FRAME KITS		
Kit Part No.	Liner	
CTP1521390IF4A	1111815	
CTP1521390IF4B	6I0164	

## PISTON 1350264

ENGINE OVERHAUL KIT		
Kit Part No.	Liner	Valves
CTP1350264H4A1	1111815	1004626/7W4602
CTP1350264H4A2	1111815	6I0282/7W4602
CTP1350264H4A3	1111815	6I1196/7W4602
CTP1350264H4A4	1111815	1456855/1456857
CTP1350264H4B1	6I0164	1004626/7W4602
CTP1350264H4B2	6I0164	6I0282/7W4602
CTP1350264H4B3	6I0164	6I1196/7W4602
CTP1350264H4B4	6I0164	1456855/1456857
ENGINE OUT-OF-FRAME KITS		
Kit Part No.	Liner	
CTP1350264F4A	1111815	
CTP1350264F4B	6I0164	
ENGINE IN-FRAME KITS		
Kit Part No.	Liner	
CTP1350264IF4A	1111815	
CTP1350264IF4B	6I0164	

## PISTON 1127021

ENGINE OVERHAUL KIT		
Kit Part No.	Liner	Valves
CTP11270210H4A1	1111815	1004626/7W4602
CTP11270210H4A2	1111815	6I0282/7W4602
CTP11270210H4A3	1111815	6I1196/7W4602
CTP11270210H4A4	1111815	1456855/1456857
CTP11270210H4B1	6I0164	1004626/7W4602
CTP11270210H4B2	6I0164	6I0282/7W4602
CTP11270210H4B3	6I0164	6I1196/7W4602
CTP11270210H4B4	6I0164	1456855/1456857
ENGINE OUT-OF-FRAME KITS		
Kit Part No.	Liner	
CTP11270210F4A	1111815	
CTP11270210F4B	6I0164	
ENGINE IN-FRAME KITS		
Kit Part No.	Liner	
CTP1127021IF4A	1111815	
CTP1127021IF4B	6I0164	

## PISTON 3774702

ENGINE OVERHAUL KIT		
Kit Part No.	Liner	Valves
CTP37747020H4A1	1111815	1004626/7W4602
CTP37747020H4A2	1111815	6I0282/7W4602
CTP37747020H4A3	1111815	6I1196/7W4602
CTP37747020H4A4	1111815	1456855/1456857
CTP37747020H4B1	6I0164	1004626/7W4602
CTP37747020H4B2	6I0164	6I0282/7W4602
CTP37747020H4B3	6I0164	6I1196/7W4602
CTP37747020H4B4	6I0164	1456855/1456857
ENGINE OUT-OF-FRAME KITS		
Kit Part No.	Liner	
CTP37747020F4A	1111815	
CTP37747020F4B	6I0164	
ENGINE IN-FRAME KITS		
Kit Part No.	Liner	
CTP3774702IF4A	1111815	
CTP3774702IF4B	6I0164	

# 3056 ENGINE KITS I

## PISTON 1127021

ENGINE OVERHAUL KIT		
Kit Part No.	Liner	Valves
CTP11270210H6A1	1111815	1004626/7W4602
CTP11270210H6A2	1111815	6I0282/7W4602
CTP11270210H6A3	1111815	6I1196/7W4602
CTP11270210H6A4	1111815	1456855/1456857
CTP11270210H6B1	6I0164	1004626/7W4602
CTP11270210H6B2	6I0164	6I0282/7W4602
CTP11270210H6B3	6I0164	6I1196/7W4602
CTP11270210H6B4	6I0164	1456855/1456857
ENGINE OUT-OF-FRAME KITS		
Kit Part No.	Liner	
CTP11270210F6A	1111815	
CTP11270210F6B	6I0164	
ENGINE IN-FRAME KITS		
Kit Part No.	Liner	
CTP1127021IF6A	1111815	
CTP1127021IF6B	6I0164	

## PISTON 1521390

ENGINE OVERHAUL KIT		
Kit Part No.	Liner	Valves
CTP1521390H6A1	1111815	1004626/7W4602
CTP1521390H6A2	1111815	6I0282/7W4602
CTP1521390H6A3	1111815	6I1196/7W4602
CTP1521390H6A4	1111815	1456855/1456857
CTP1521390H6B1	6I0164	1004626/7W4602
CTP1521390H6B2	6I0164	6I0282/7W4602
CTP1521390H6B3	6I0164	6I1196/7W4602
CTP1521390H6B4	6I0164	1456855/1456857
ENGINE OUT-OF-FRAME KITS		
Kit Part No.	Liner	
CTP1521390F6A	1111815	
CTP1521390F6B	6I0164	
ENGINE IN-FRAME KITS		
Kit Part No.	Liner	
CTP1521390IF6A	1111815	
CTP1521390IF6B	6I0164	

## PISTON 1350264

ENGINE OVERHAUL KIT		
Kit Part No.	Liner	Valves
CTP13502640H6A1	1111815	1004626/7W4602
CTP13502640H6A2	1111815	6I0282/7W4602
CTP13502640H6A3	1111815	6I1196/7W4602
CTP13502640H6A4	1111815	1456855/1456857
CTP13502640H6B1	6I0164	1004626/7W4602
CTP13502640H6B2	6I0164	6I0282/7W4602
CTP13502640H6B3	6I0164	6I1196/7W4602
CTP13502640H6B4	6I0164	1456855/1456857
ENGINE OUT-OF-FRAME KITS		
Kit Part No.	Liner	
CTP13502640F6A	1111815	
CTP13502640F6B	6I0164	
ENGINE IN-FRAME KITS		
Kit Part No.	Liner	
CTP1350264IF6A	1111815	
CTP1350264IF6B	6I0164	

## PISTON 3774702

ENGINE OVERHAUL KIT		
Kit Part No.	Liner	Valves
CTP37747020H6A1	1111815	1004626/7W4602
CTP37747020H6A2	1111815	6I0282/7W4602
CTP37747020H6A3	1111815	6I1196/7W4602
CTP37747020H6A4	1111815	1456855/1456857
CTP37747020H6B1	6I0164	1004626/7W4602
CTP37747020H6B2	6I0164	6I0282/7W4602
CTP37747020H6B3	6I0164	6I1196/7W4602
CTP37747020H6B4	6I0164	1456855/1456857
ENGINE OUT-OF-FRAME KITS		
Kit Part No.	Liner	
CTP37747020F6A	1111815	
CTP37747020F6B	6I0164	
ENGINE IN-FRAME KITS		
Kit Part No.	Liner	
CTP3774702IF6A	1111815	
CTP3774702IF6B	6I0164	



# 3064 ENGINE KITS I

## PART NO. CTP29777520H4A

ENGINE OVERHAUL KIT	
KIT CONTENTS	QTY
LINER KIT WITH 2977752 PISTON	4
MAIN BEARING STD	5
THRUST BEARING STD	3
CONROD BEARING STD	4
CONROD BUSHING	4
CAMSHAFT BUSHING	1
CAMSHAFT BUSHING	1
CAMSHAFT BUSHING	1
VALVE, INLET	4
VALVE, EXHAUST	4
VALVE GUIDE INLET	4
VALVE GUIDE EXHAUST	4
VALVE INSERT, INLET	4
VALVE INSERT, EXHAUST	4
VALVE LOCK	16
VALVE SPRING	8
GASKET KIT 3064	1
OIL SEAL KIT	1

## PART NO. CTP29777520H4A

ENGINE OVERHAUL KIT	
KIT CONTENTS	QTY
LINER KIT WITH 2977752 PISTON	4
MAIN BEARING STD	5
THRUST BEARING STD	3
CONROD BEARING STD	4
GASKET KIT 3064	1
OIL SEAL KIT	1

## PART NO. CTP29777520H4A

ENGINE OVERHAUL KIT	
KIT CONTENTS	QTY
LINER KIT WITH 2977752 PISTON	4
CONROD BEARING STD	4
GASKET KIT 3064	1
OIL SEAL KIT	1

# CRANKSHAFTS I



Part No.	Description	Engine	Equipment
1W5009	CRANKSHAFT W/GEAR	3408, 3408B, 3408C, 3408E	589, 631D, 631E, 631G, 633D, 633E II, 637D, 637E, 637G, 639D, 657E, 69D, 768C, 769C, 769D, 771C, 771D, 834B, 836, 988B, 988F, 988F II, AD40, AD45, AE40, AE40 II, CG137-08
1W6209	CRANKSHAFT W/GEAR	3408	657E, 988B
1W6213	CRANKSHAFT A W/GEAR	3412, G3412	D9L
1W9771	CRANKSHAFT	3204	215, 916, 926, 931B, 943, 953, D4HTSK II
1070992	CRANKSHAT AS FORGED	3046	933, 939, 939C, D3C III, D3G, D4C III, D4G, D5C III, D5G
1172830	CRANKSHAFT AS	3046	315, 315B, 315C, 317B LN, 318B, 933C, 939C
1253005	CRANKSHAFT W/GEAR	3066	318C, 319C, 320, 320B, 320B L, 320C, 320C FM, 320C L, 320D, 320D LRR, 320N, 321B, 321C, 323D L, 323D LN
1352419	CRANKSHAFT	3064	311B, 311C, 312B, 312C, 312C L, 314C
1601799	CRANKSHAFT W GEAR	3406E, C-15, C-16, C15	824C, 824G, 824G II, 825G II, 826G II, AD30, MTC835, R2900G
1694187	CRANKSHAFT	3176C, C-10	345B, 480, 75D, 966G II, D7R II, R1600, R1600G
1694189	CRANKSHAFT W/GEAR	C-12	85D, 972G II
1894918	CRANKSHAFT W/GEAR	C-18, C18	24M, 385C, 385C FS, 385C L, 385C L MH, 390D, 390D L, 631E, 631G, 633E II, 637E, 637G, 657E, 657G, 772, 834H, 836H, 988H, AD45B, AD55, D9T, PM-200, PM-201
2W4088	CRANKSHAFT A W/GEAR	3412, 3412C, 3412E, G3412, G3412C	24H, 651E, 657E, 773B, 773D, 775B, 775D, 844, 990, 990 II, 992C, 992D, D10N, D10R, D9L, PR-1000, PR-750B, SCT673, SPS342, SPT342
2327400	CRANKSHAFT	3054C	414E, 416D, 416E, 420D, 420E, 422E, 424D, 428D, 428E, 430D, 430E, 432D, 432E, 434E, 442D, 442E, 444E, 914G, AP-300, AP-300D, AP-650B, AP-800D, C4.4, CB-434D, CB-534D, CB-564D, CD-54, CP-433E

## CRANKSHAFTS (CONT.)

Part No.	Description	Engine	Equipment
2611544	CRANKSHAFT W/GEAR	C-9	12H, 140M, 140M 2, 160M, 160M 2, 2290, 2390, 2391, 2491, 2590, 330C, 330C FM, 330C L, 330C MH, 330D, 330D FM, 330D L, 330D LN, 330D MH, 336D, 336D L, 336D LN, 336D2, 336D2 L, 340D L, 340D2 L, 511
2715658	CRANKSHAFT W/GEAR	3116, 3126, 3126B, 3126E	120H, 120H ES, 120H NA, 120K, 120K 2, 12K, 12M, 135H, 135H NA, 140G, 140K, 140K 2, 140M, 160K, 214B, 30/30, 320B, 322B L, 322B LN, 322C, 322C FM, 324D, 324D FM, 324D FM LL
3133996	CRANKSHAFT GEAR INCLUDED	C11	14M, 725, 730, 966H, C11, R1600H, R1700G, RM-300, TH35-C11I
3133997	CRANKSHAFT W/GEAR	C13	16M, 345C, 345C L, 345C MH, 345D, 345D L, 345D L VG, 349D, 349D L, 621H, 621K, 623H, 623K LRC, 627H, 627K LRC, 730, 730C, 972H, 980C, 980K, 980K HLG, C13, C13 XQ350, CX31-C13I, D8N, TH35-C13I, TH35-C1
3216442	CRANKSHAFT	3304, G3304	120G, 130G
3348389	CRANKSHAFT W GEAR	3306, 3306B	12G, 12H ES, 12H NA, 140G, 140H, 140H ES, 140H NA, 143H, 14G, 14H NA, 160G, 160H ES, 160H NA, 163H NA, 1673C, 330, 350, 528B, 530B, 615C, 627E, 627F, 637E, 815B, 966F, 966F II, 970F, 972G
3370201	CRANKSHAFT	C15	374F L, 735B, 740B, TH35-C15T
3370872	CRANKSHAFT	G3304, G3304B	120G, 130G, 3304, 3304B, 515, 517, 518C, 525, 527, D4H, D4H XL, D4HTSK III, D5HTSK II,
3442603	CRANKSHAFT	3306, 3306B, 3306C	12H, 12H ES, 12H NA, 140G, 140H, 140H ES, 140H NA, 143H, 14H NA, 160H, 160H ES, 160H NA, 163H NA, 235B, 330, 330B L, 350, 545, 572R, 611, 615C, 627B, 627F, 627G, 637E, 637G, 814F
3642828	CRANKSHAFT	3054, 3054B	312B L, 312C, 416B, 416C, 416D, 420D, 426C, 428B, 428C, 430D, 436C, 438C, 908, 914G, CB-434B, CB-434C, CB-535B, CB-544, CB-545, CP-433C, CS-323C, CS-431C, IT14G, M312, M315, PS-150B
3645145	KIT WASHER	C7.1	120M 2, 2384C, 2484C, 2570C, 2670C, 312E, 312E L, 314E CR, 314E LCR, 316E L, 318E L, 320D2, 320D2 GC, 320D2 L, 320E, 320E L, 320E LN, 320E LRR, 320E RR, 323D2 L, 323E L, 324E, 324E L, 324E LN, 329E
3849906	CRANKSHAFT	3412, 3412C, 3412E	24H, 5110B, 651E, 657E, 773B, 773D, 773E, 775D, 775E, 844, 990, 990 II, 992C, C30, D10N, D10R, D9L, G3412, PM3412, PR-1000, SPS342, SPT342
4N7692	CRANKSHAFT W/GEAR-FORGED	G3304	120G, 130G, 215, 215B, 215C, 225, 225D, 229D, 3304, 518, 920, 930, 936, 941, 950, 950B, 950B/950E, 951B, 955K, 955L, 963, CB-534, D4D, D4E, D5H, E240, FB518, G936
4N7693	CRANKSHAFT W/GEAR-FORGED	3306, 3306B	120B, 12G, 140G, 14G, 160G, 1673C, 235, 235B, 235C, 528, 561C, 561D, 571G, 572G, 615, 615C, 627B, 637D, 639D, 814, 814B, 815, 815B, 816, 816B, 966C, 966D, 973, 977K, 977L, 980B, D250B
611453	CRANKSHAFT A W/GEAR	3406, 3406B, 3406C, 3406E	16G, 16H NA, 245B, 375, 375 L, 5080, 578, 583R, 587R, 621E, 621F, 621G, 623E, 623F, 623G, 627B, 627E, 627F, 627G, 657B, 814B, 824C, 824G, 825G, 826C, 826G, 980C, 980F, 980G
6N2823	CRANKSHAFT-FORGED W/GEAR	342, D342	D8K
7C4859	CRANKSHAFT W/GR-FORGED	3406, 3406B, G3406	16G, 578, 621E, 623E, 627E, 814B, 826C, 980C, SS-250
8M4505	CRANKSHAFT STD	D330A	955H, 955K, D4D
9M2337	CRANKSHAFT	1673, 1673B, D333A	561B, D333A
9N6221	CRANKSHAFT W/GEAR	3208	225, 3208, 613B, 613C, FB221, PR-1000, PS-500
6127-31-1012	CRANKSHAFT W/GEAR	S6D155, SA6D155	
6211-31-1010	CRANKSHAFT W/GEAR	S6D140, S6D140E, SA6D140, SA6D140A, SA6D140E, SAA6D140E, SDA6D140E	6D140, DCA, WA500
6240-31-1101	CRANKSHAFT W/GEAR	SAA6D170E	

# ENGINE BEARINGS I



\*Special Oversizes in Stock. Please use part number as described (-followed by size)

## MAIN BEARINGS

Part No.	Description	Engine	Equipment
1969531	MAIN BEARING	3512, 3516, 3516B, 3516C, 5230, 5230B, G3516, G3516B, G3516C, G3516E	785C, 789, 789B, 789C, 789D, 793C, 793D, 994, 994D, PM3516, PMG3516, PP3516
3932914	MAIN BEARING SET	C3.3B	236D, 242D, 246D, 257D, 259D, 262D, 277D, 279D, 287D, 289D, 308E, 308E CR, 308E SR, 308E2 CR, 906H2, 907H2, 908H2

Part numbers are used for reference purposes only.

Costex Tractor Parts Copyright © 2023. All rights reserved.

MAIN BEARINGS (CONT.)

Part No.	Description	Engine	Equipment
5185431	MAIN BEARING SET	3054, C4.4	420E, 430E, 450E, CB-54B, CP-54, CS-54, TH336C, TH337C, TH414C, M313D, M315D
5185437	MAIN BEARING SET	3054, C4.4	420E, 430E, 450E, CB-54B, CP-54, CS-54, TH336C, TH337C, TH414C, M313D, M315D
0676886	MAIN BEARING SET	3054, 3054B,	206, 416C, 428C, CB-424, CP-433C, CS-323, CS-323C, CS-431C, PR-75, PS-110, PS-130, PS-180, TH210, TH215
1011530	MAIN BEARING	3114, 3116, 3126B, 3126E	120H, 120H ES, 120H NA, 135H, 135H NA, 320 L, 320B, 322B L, 322B LN, 325 LN, 325B L, 446B, 446D, 45, 561M, 613C II, 924F, 928F, 928G, 938F, 950F, 950F II, 953C, 960F, 963B
1070991	MAIN BEARING SET	3046	315, 315B, 315C, 317B LN, 318B, 933, 933C, 939, 939C, D3C III, D3G, D4C III, D4G, D5C III, D5G
1077708	MAIN BEARING	3114, 3116, 3126, 3126B, 3126E	120H, 120H ES, 120H NA, 120K, 120K 2, 12K, 12M, 135H, 135H NA, 140G, 140K, 140K 2, 140M, 160K, 214B, 30/30, 320 L, 320B, 322B L, 322B LN, 322C, 322C FM, 324D, 324D FM
1280383	MAIN BEARING	3176C, 3196	140H, 143H, 14H, 14M, 160H, 163H, 16H, 16M, 345B, 345B II, 345B II MH, 345B L, 345C, 345C L, 345C MH, 345D, 345D L, 345D L VG, 349D, 349D L, 349E, 349E L, 349E L HVG, 349E L VG, 349F L
1467808	MAIN BEARING SET	3014, 3024, 3024C, C2.2	216, 216B, 226B, 232B, 242B, 247B, 257B, 304.5, 902, CB-334D, CB-334E, CB-335D
1496031	MAIN BEARING	3508, 3508B, 3508C, 3512, 3512B, 3512C, 3516, 3516B, 3516C	5130, 5130B, 5230, 5230B, 776C, 776D, 777, 777B, 777C, 777D, 784C, 785, 785B, 785C, 785D, 789, 789B, 789C, 789D, 793C, 793D, 797, 797B, 854G
1512939	MAIN BEARING	C9	12H, 12M 2, 12M 3, 12M 3 AWD, 140M, 140M 2, 140M 3, 140M 3 AWD, 160M, 160M 2, 160M 3, 160M 3 AWD, 2290, 2390, 2391, 2491, 2590, 2864C, 330C, 330C FM, 330C L, 330C MH, 330D, 330D FM, 330D L, 330D LN
1526791	MAIN BEARING SET	3034	216, 228, 236, 247, 248, 267, 287, 906
1541203	MAIN BEARING SET	3014, 3024, 3024C	216, 216B, 226B, 232B, 242B, 247B, 257B, 304.5, 902, C2.2, CB-334D, CB-334E, CB-335D
1566977	MAIN BEARING SET	3013, 3013C, C1.1, C1.5, C2.2	302.5, 303.5, CB-214D, CB-214E, CB-22, CB-334D, CB-334E, CB-335D, CB-34, CB22B, CB24B, CB32B, CC24B
1969516	MAIN BEARING SET	3114	CB-434
1969519	MAIN BEARING	3116, 3126, 3126B, 3126E	120H, 120H ES, 120H NA, 120K, 120K 2, 12K, 12M, 135H, 135H NA, 140G, 140K, 140K 2, 140M, 160K, 214B, 30/30, 320B, 322B L, 322B LN, 322C, 322C FM, 324D, 324D FM, 324D FM LL
1969530	MAIN BEARING SET	3512, 3512B, 3512C, G3512, G3512B, G3512E	777D, 784C, 785, 785B, 785C, 785D, 797, 797B, PM3512, SPF343, SPF343C, SPS343, SPT343, TH48-E80, TH55-E70
1969534	MAIN BEARING SET	3306, 3306B, 3306C	12H, 12H ES, 12H NA, 140G, 140H, 140H ES, 140H NA, 143H, 14H NA, 160H, 160H ES, 160H NA, 163H NA, 235B, 330, 330B L, 350, 545, 572R, 611, 615C, 627B, 627F, 627G, 637E, 637G, 65C
1H1544	MAIN BEARING (FRONT)	D315	955C, 977D, D315
1H1545	MAIN BEARING (INTER)	D315	955C, 977D, D315
1H1546	MAIN BEARING (CENTER)	D315	955C, 977D, D315
1H1547	MAIN BEARING (REAR)	D315	955C, 977D, D315
1N4316	MAIN BEARING (FRONT)	D353	D9H
1N4317	MAIN BEARING (INTER)	D353	D9H
1N4318	MAIN BEARING (CENTER)	D353	D9H
1N4331	MAIN BEARING (REAR)	D353	D9H
1W0311	MAIN BEARING	3204	215, 916, 926, 931B, 943, 953, D4HTSK II
1W0312	MAIN BEARING	3204	215, 916, 926, 931B, 943, 953, D4HTSK II
2110587	MAIN BEARING	3176C, 3196	140H, 143H, 14H, 14M, 160H, 163H, 16H, 16M, 345B, 345B II, 345B II MH, 345B L, 345C, 345C L, 345C MH, 345D, 345D L, 345D L VG, 349D, 349D L, 349E, 349E L, 349E L HVG, 349E L VG, 349F L
2110588	MAIN BEARING	3176C, 3196	140H, 143H, 14H, 14M, 160H, 163H, 16H, 16M, 345B, 345B II, 345B II MH, 345B L, 345C, 345C L, 345C MH, 345D, 345D L, 345D L VG, 349D, 349D L, 349E, 349E L, 349E L HVG, 349E L VG, 349F L

MAIN BEARINGS (CONT.)

Part No.	Description	Engine	Equipment
2170390	MAIN BEARING	3408, 3412C	TRUCK
2323233	MAIN BEARING	3304, 3304B, 3306, 3306B, 3306C	120G, 12G, 12H, 12H ES, 12H NA, 130G, 140G, 140H, 140H ES, 140H NA, 143H, 14G, 14H NA, 160G, 160H, 160H ES, 160H NA, 163H NA, 1673C, 235, 235B, 330
2335486	MAIN BEARING	C3.4	236B, 236B3, 242B3, 246C, 252B, 252B3, 256C, 257B3, 259B3, 262C, 262C2, 267B, 268B, 272C, 277C, 277C2, 279C, 279C2, 287C, 287C2, 289C, 289C2, 297C, 299C, 3044C, 906, 906H, 907H, 908H
2436716	MAIN BEARING SET	C9	12H, 12M 2, 12M 3, 12M 3 AWD, 140M, 140M 2, 140M 3, 140M 3 AWD, 160M, 160M 2, 160M 3, 160M 3 AWD, 2290, 2390, 2391, 2491, 2590, 2864C, 330C, 330C FM, 330C L, 330C MH, 330D, 330D FM, 330D L, 330D LN
2436717	MAIN BEARING SET	C10, C12	14M, 16M, 345C, 345C L, 345C MH, 345D, 345D L, 345D L VG, 349D, 349D L, 349E, 349E L, 349E L HVG, 349E L VG, 349F L, 621H, 621K, 623H, 623K, 623K LRC, 627H, 627K, 627K LRC, 725, 730, 730C, 966H, 972H
2436718	MAIN BEARING SET	3406, 3406B, 3406C, 3406E, 3412, 3412C, 3412D, 3412E, 3456	16G, 16H NA, 24H, 24M, 365C, 365C L, 365C L MH, 374D L, 374F L, 375 L, 385B, 385C, 385C FS, 385C L, 385C L MH, 390D, 390D L, 390F L, 5080
3178766	MAIN BEARING	3406, 3406B, 3406C, 3406E, 3408, 3408B, 3408C, 3408E, 3412, 3412C, 3412D, 3412E, 3456	16G, 16H NA, 24H, 24M, 365C, 365C L, 365C L MH, 374D L, 374F L, 375, 375 L, 385B, 385C, 385C FS, 385C L, 385C L M
3215746	MAIN BEARING	G3406, G3408, G3408B, G3408C, G3412, G3412C	583R, CG137-08, CG137-12, D8R, D8R II,
3532752	MAIN BEARING SET	3056, 3056E	924G, 924GZ, 930G, AP-655C, BB-760, CP-573E, CP-663E, CS-563E, CS-583E, CS-663E, CS-683E, IT28G, M316C, M318C, M318C MH, M322C
3537415	MAIN BEARING SET	3056, 3056E	924G, 924GZ, 930G, AP-655C, BB-760, CP-573E, CP-663E, CS-563E, CS-583E, CS-663E, CS-683E, IT28G, M316C, M318C, M318C MH, M322C
3537427	MAIN BEARING SET	3054, 3054B	206, 212, 307, 312, 312B L, 312C, 315, 315B L, 317, 416B, 416C, 416D, 420D, 426B, 426C, 428, 428B, 428C, 430D, 436C, 438C, 554, 908, 914G, AP-800C, BG-225C, CB-424, CB-434B, CB-434C, CB-5
3601978	MAIN BEARING SET	C6.6	120M, 120M 2, 12M, 2384C, 2470C, 2484C, 2570C, 2670C, 320D GC, 320D L, 320D2, 320D2 GC, 320D2 L, 320E, 320E L, 320E LN, 320E LRR, 320E RR, 323D L, 323D2 L, 323E L, 324E, 324E L, 324E LN, 324E L, 329E, 329E L
4F1724	MAIN BEARING (FRONT)	D315	120M, 120M 2, 12M, 2384C, 2470C, 2484C, 2570C, 2670C, 320D GC, 320D L, 320D2, 320D2 GC, 320D2 L, 320E, 320E L, 320E LN, 320E LRR, 320E RR, 323D L, 323D2 L, 323E L, 324E, 324E L, 324E LN, 324E L, 329E, 329E L
4F1725	MAIN BEARING (INTER)	D315	INDUSTRIAL
4F1726	MAIN BEARING (CENTER)	D315	INDUSTRIAL
4F1727	MAIN BEARING (REAR)	D315	INDUSTRIAL
4H5510	MAIN BEARING (CENTER/REAR)	D342, D342C	583H, D8H
4H5511	MAIN BEARING	D342	583, D8
4W5488	MAIN BEARING	D348	777
4W5689	MAIN BEARING	D348	777
4W8092	MAIN BEARING	3208	613C, PR-1000, PS-500
4W8093	MAIN BEARING	3208	613C, PR-1000, PS-500
5I7588	MAIN BEARING SET	3064, 3066	311, 311B, 311C, 311D LRR, 312, 312B, 312C, 312C L, 312D, 312D L, 313D, 314C, 314D CR, 314D LCR, 315D L, 318C, 318D L, 319C, 319D, 319D L, 319D LN, 320, 320 L, 320B, 320C, 320C FM, 320C L, 320D, 320D
6136-21-8010	MAIN BEARING KOMATSU®	4D105, 6D105, S4D105, S6D105, SA6D110	INDUSTRIAL
6150-21-8010	MAIN BEARING KOMATSU®	6D125, 6D125E, SAA6D125E	INDUSTRIAL
6204-21-8100	MAIN BEARING KOMATSU®	3D95S, 4D95L, 4D95LE, 4D95S, SAA4D95LE	INDUSTRIAL
6210-21-8010	MAIN BEARING KOMATSU®	S6D140, S6D140E, SA6D132, SA6D140, SA6D140A, SA6D140E, SAA6D140E	WA500, EGS500, EGS570, EGS630, HM350, HM400



MAIN BEARINGS (CONT.)

Part No.	Description	Engine	Equipment
6754-22-8100	MAIN BEARING KOMATSU®	SA6102-1AC, SAA6D107E,	PC240, PC290, WA250PZ, WA320, WA320PZ
6F1931	MAIN BEARING (FRONT)	D342, D342C	583H, D8H
6F1932	MAIN BEARING (INTER)	D399	D8
6F1933	MAIN BEARING (CENTER)	D399	D8
6H4510	MAIN BEARING (REAR)	D342, D342C	583H, D8H
7S9439	MAIN BEARING	D333A, D334	12E, 1673, 1674, 955K, 977H
7W2138	MAIN BEARING	D343, G343	825B, 16, 168B, 169, 169B, 983, 824B, 834, 631C, 633C, 637, 657, 666B
7W4107	MAIN BEARING	3176, 3176B	75, 75C, 85C, R1700 II
8F3852	MAIN BEARING	D326F, D337, D337F, D342, D342C, D353C, D375D, D379, D397D	657
8N6652	MAIN BEARING	D346, D348, D349	651, 657B, 992
8N7764	MAIN BEARING	D379B, D398, D398A, D398B, D399, G398, G399	INDUSTRIAL
8N7765	MAIN BEARING	D379B, D398, D398A, D398B, D399, G398, G399	INDUSTRIAL
8N7923	MAIN BEARING (INTER)	D379, D398, D399	D7E
9M3894	MAIN BEARING	D353C	D9G
9M3895	MAIN BEARING	D353C	D9G
9Y4033	MAIN BEARING	3176, 3176B	75, 75C, 85C, R1700 II

## UNDERSIZE & OVERSIZE BEARINGS |

Undersize = when the crankshaft has been re-ground “undersize”

Oversize = when the cylinder block has been bored to use “Oversize” O.D. bearings



### UNDERSIZE MAIN BEARINGS (Undersize = when the crankshaft has been re-ground “undersize”)

Part No.	Description	Undersize	Engine	Application
4484218	KIT-BEARING MAIN	.25MM / 0.010IN	C6.6, C7.1	DE150GC, DE200E0, DE200GC
0332379	MAIN BEARING	.25MM / 0.010IN	3054, 3054T	INDUSTRIAL, MACHINE
0332381	MAIN BEARING KIT	.75MM / 0.030IN	3054B	416B, 416C, 416D, 420D, 424D, 426C, 428C, 428D, 430D, 432D, 436C, 438C, 438D, 442D, BG-225B, CB-534B, CP-433C, CS-431C, PS-300B, TH83, WE-601B
1145609	MAIN BEARING SET	.25MM / 0.010IN	3046	315, 315B, 315C, 317B LN, 318B, 933, 933C, 939, 939C, D3C III, D3G, D4C III, D4G, D5C III, D5G
1145610	MAIN BEARING SET	.50MM / 0.020IN	3046	315, 315B, 315C, 317B LN, 318B, 933, 933C, 939, 939C, D3C III, D3G, D4C III, D4G, D5C III, D5G
1145611	MAIN BEARING SET	.75MM / 0.030IN	3046	315, 315B, 315C, 317B LN, 318B, 933, 933C, 939, 939C, D3C III, D3G, D4C III, D4G, D5C III, D5G
1280382	MAIN BEARING	.50MM / 0.020IN	3176C, 3196	140H, 143H, 14H, 14M, 160H, 163H, 16H, 16M, 345B, 345B II, 345B II MH, 345B L, 345C, 345C L, 345C MH, 345D, 345D L, 345D L VG, 349D, 349D L, 349E, 349E L, 349E L HVG, 349E L VG, 349F L
1280400	MAIN BEARING	.50MM / 0.020IN	3176C, 3196	140H, 143H, 14H, 14M, 160H, 163H, 16H, 16M, 345B, 345B II, 345B II MH, 345B L, 345C, 345C L, 345C MH, 345D, 345D L, 345D L VG, 349D, 349D L, 349E, 349E L, 349E L HVG, 349E L VG, 349F L

UNDERSIZE MAIN BEARINGS (CONT.)

Part No.	Description	Undersize	Engine	Application
1280401	MAIN BEARING	.75MM / 0.030IN	3176C, 3196	140H, 143H, 14H, 14M, 160H, 163H, 16H, 16M, 345B, 345B II, 345B II MH, 345B L, 345C, 345C L, 345C MH, 345D, 345D L, 345D L VG, 349D, 349D L, 349E, 349E L, 349E L HVG, 349E L VG, 349F L
1450162	MAIN BEARING	.25MM / 0.010IN	3114, 3116, 3126, 3126B, 3126E	120H, 120H ES, 120H NA, 120K, 120K 2, 12K, 12M, 135H, 135H NA, 140G, 140K, 140K 2, 140M, 160K, 214B, 30/30, 320B, 322B L, 322B LN, 322C, 322C FM, 324D, 324D FM, 324D FM
1450163	MAIN BEARING	.25MM / 0.010IN	3114, 3116	213B, 214B, 320A, 320B, 322A, 322B, 325, E200B, E240B, EL200B, EL240B, EL240C, IT28F, IT28G
1450164	MAIN BEARING	.50MM / 0.020IN	3114, 3116, 3126, 3126B, 3126E	120H, 120H ES, 120H NA, 120K, 120K 2, 12K, 12M, 135H, 135H NA, 140G, 140K, 140K 2, 140M, 160K, 214B, 30/30, 320B, 322B L, 322B LN, 322C, 322C FM, 324D, 324D FM, 324D FM
1450165	MAIN BEARING	.50MM / 0.020IN	3114, 3116	120H, 120H ES, 120H NA, 120K, 120K 2, 12K, 12M, 135H, 135H NA, 140G, 140K, 140K 2, 140M, 160K, 214B, 30/30, 320B, 322B L, 322B LN, 322C, 322C FM, 324D, 324D FM, 324D FM
1450171	MAIN BEARING	.50MM / 0.020IN	3116	213B, 214B, 224B, 320A, 320B, 322A, 322B, 325A, 325B, E200B, E240B, E200C, 3116 MARINE
1496032	MAIN BEARING	.63MM / 0.025IN	3508, 3508B, 3508C, 3512, 3512B, 3512C, 3516, 3516B, 3516C	5130, 5130B, 5230, 5230B, 776C, 776D, 777, 777B, 777C, 777D, 784C, 785, 785B, 785C, 785D, 789, 789B, 789C, 789D, 793C, 793D, 797, 797B, 854G
1496033	MAIN BEARING	1.25MM / 0.050IN	3508, 3508B, 3508C, 3512, 3512B, 3512C, 3516, 3516B, 3516C	5130, 5130B, 5230, 5230B, 776C, 776D, 777, 777B, 777C, 777D, 784C, 785, 785B, 785C, 785D, 789, 789B, 789C, 789D, 793C, 793D, 797, 797B, 854G
1617163	MAIN BEARING SET	.25MM / 0.010IN	C2.2	216, 216B, 226B, 232B, 242B, 247B, 257B, 3014, 3024, 3024C, 304.5, CB-334E
1617164	MAIN BEARING SET	.50MM / 0.020IN	C2.2	216, 216B, 226B, 232B, 242B, 247B, 257B, 3014, 3024, 3024C, 304.5, CB-334E
1H3728	MAIN BEARING (CENTER)	.75MM / 0.030IN	D315	MARINE
1H3729	MAIN BEARING (FRONT)	.75MM / 0.030IN	D315	MARINE
1H3730	MAIN BEARING (INTERMEDIATE)	.75MM / 0.030IN	D315	MARINE
1H3731	MAIN BEARING (REAR)	.75MM / 0.030IN	D315	MARINE
1N4319	MAIN BEARING	.25MM / 0.010IN	D353	D9
1N4319-030	MAIN BEARING	.75MM / 0.030IN	D353	D9
1N4320	MAIN BEARING	.25MM / 0.010IN	D353	D9
1N4321	MAIN BEARING	.25MM / 0.010IN	D353	D9
1N4322	MAIN BEARING	1.25MM / 0.050IN	D353	D9
1N4323	MAIN BEARING	1.25MM / 0.050IN	D353	D9
1N4324	MAIN BEARING	1.25MM / 0.050IN	D353	D9
1N4332	MAIN BEARING	.25MM / 0.010IN	D353	D9
1N4333	MAIN BEARING	1.25MM / 0.050IN	D353	D9
1S7578	MAIN BEARING (REAR)	1.25MM / 0.050IN	D342	D7, D8
1W1655	MAIN BEARING	.25MM / 0.010IN	3204	953
1W1656	MAIN BEARING	.50MM / 0.020IN	3204	953
1W1656-030	MAIN BEARING	.75MM / 0.030IN	3204	953
1W1656-040	MAIN BEARING	1.00MM / 0.040IN	3204	953
1W1657	MAIN BEARING	1.25MM / 0.050IN	3204	953
1W1661	MAIN BEARING-NON-GROOVED	.25MM / 0.010IN	3204	953
1W1662	MAIN BEARING-NON-GROOVED	.50MM / 0.020IN	3204	953

Part numbers are used for reference purposes only.

Costex Tractor Parts Copyright © 2023. All rights reserved.

UNDERSIZE MAIN BEARINGS (CONT.)

Part No.	Description	Undersize	Engine	Application
1W1662-030	MAIN BEARING-NON-GROOVED	.75MM / 0.030IN	3204	953
1W1662-040	MAIN BEARING-NON-GROOVED	1.00MM / 0.040IN	3204	953
1W1663	MAIN BEARING-NON-GROOVED	1.25MM / 0.050IN	3204	953
2333785	MAIN BEARING SET	.50MM / 0.020IN	3054C, 3054E	315C, 414E, 416D, 416E, 420D, 420E, 422E, 424D, 428D, 428E, 430D, 430E, 432D, 432E, 434E, 442D, 442E, 444E, 450E, 914G, AP-300, AP-300D, AP-650B, AP-800D, AP555E, BG500E, C4.4, CB-434D
2333786	MAIN BEARING SET	.75MM / 0.030IN	3054C, 3054E	312D2, 312D2 GC, 312D2 L, 313D2, 313D2 LGP, 315C, 318D2 L, 414E, 416D, 416E, 416F, 420D, 420E, 420F, 422E, 422F, 424D, 428D, 428E, 428F, 430D, 430E, 430F, 432D, 432E, 432F, 434E, 434F
2821771	MAIN BEARING	.25MM / 0.010IN	C9	12H, 12M 2, 12M 3, 12M 3 AWD, 140M, 140M 2, 140M 3, 140M 3 AWD, 160M, 160M 2, 160M 3, 160M 3 AWD, 2290, 2390, 2391, 2491, 2590, 2864C, 330C, 330C FM, 330C L, 330C MH, 330D, 330D FM, 330D L, 330D LN
2821772	MAIN BEARING	.50MM / 0.020IN	C9	12H, 12M 2, 12M 3, 12M 3 AWD, 140M, 140M 2, 140M 3, 140M 3 AWD, 160M, 160M 2, 160M 3, 160M 3 AWD, 2290, 2390, 2391, 2491, 2590, 2864C, 330C, 330C FM, 330C L, 330C MH, 330D, 330D FM, 330D L, 330D LN
2944890	MAIN BEARING KIT	.25MM / 0.010IN	3044C	236B, 236B3, 242B3, 246C, 252B, 252B3, 256C, 257B3, 259B3, 262C, 262C2, 267B, 268B, 272C, 277C, 277C2, 279C, 279C2, 287C, 287C2, 289C, 289C2, 297C, 299C, 906, 906H, 907H, 908H, C3.4
2944891	MAIN BEARING KIT	.50MM / 0.020IN	3044C	236B, 236B3, 242B3, 246C, 252B, 252B3, 256C, 257B3, 259B3, 262C, 262C2, 267B, 268B, 272C, 277C, 277C2, 279C, 279C2, 287C, 287C2, 289C, 289C2, 297C, 299C, 906, 906H, 907H, 908H, C3.4
2H2450	MAIN BEARING (CENTER)	.25MM / 0.010IN	D342	D7, D8H 14A
2H2451	MAIN BEARING (FRONT)	.25MM / 0.010IN	D342	D7, D8H 14A
3537416	MAIN BEARING KIT	.25MM / 0.010IN	3056, 3056E	924G, 924GZ, 930G, AP-655C, BB-760, CP-573E, CP-663E, CS-563E, CS-583E, CS-663E, CS-683E, IT28G, M316C, M318C, M318C MH, M322C
3537417	MAIN BEARING KIT	.50MM / 0.020IN	3056, 3056E	924G, 924GZ, 930G, AP-655C, BB-760, CP-573E, CP-663E, CS-563E, CS-583E, CS-663E, CS-683E, IT28G, M316C, M318C, M318C MH, M322C
3537418	MAIN BEARING KIT	.75MM / 0.030IN	3054C, 3054E	312D2, 312D2 GC, 312D2 L, 313D2, 313D2 LGP, 318D2 L, 414E, 416E, 416F, 420E, 420F, 422E, 422F, 428D, 428E, 428F, 430D, 430E, 430F, 432E, 432F, 434E, 434F, 442D, 442E, 444E, 444F, 450E
3537424	MAIN BEARING KIT	.25MM / 0.010IN	3054C, 3054E	312D2, 312D2 GC, 312D2 L, 313D2, 313D2 LGP, 318D2 L, 414E, 416E, 416F, 420E, 420F, 422E, 422F, 428D, 428E, 428F, 430D, 430E, 430F, 432E, 432F, 434E, 434F, 442D, 442E, 444E, 444F, 450E
3537428	MAIN BEARING KIT	.25MM / 0.010IN	3054, 3054B	206, 212, 307, 312, 312B L, 312C, 315, 315B L, 317, 416B, 416C, 416D, 420D, 426B, 426C, 428, 428B, 428C, 430D, 436C, 438C, 554, 908, 914G, AP-800C, BG-225C, CB-424, CB-434B, CB-434C, CB-5
3537429	MAIN BEARING KIT	.50MM / 0.020IN	3054, 3054B	206, 212, 307, 312, 312B L, 312C, 315, 315B L, 317, 416B, 416C, 416D, 420D, 426B, 426C, 428, 428B, 428C, 430D, 436C, 438C, 554, 908, 914G, AP-800C, BG-225C, CB-424, CB-434B, CB-434C, CB-5
3537430	MAIN BEARING KIT	.75MM / 0.030IN	3054, 3054B	206, 212, 307, 312, 312B L, 312C, 315, 315B L, 317, 416B, 416C, 416D, 420D, 426B, 426C, 428, 428B, 428C, 430D, 436C, 438C, 554, 908, 914G, AP-800C, BG-225C, CB-424, CB-434B, CB-434C, CB-5
4484220	MAIN BEARING KIT	.50MM / 0.020IN	C4.4, C6.6, C7.1	
4543745	MAIN BEARING KIT	.25MM / 0.010IN	C6.6, C7.1	120M, 120M 2, 12M, 2384C, 2470C, 2484C, 2570C, 2670C, 320D GC, 320D L, 320D2, 320D2 GC, 320D2 L, 320E, 320E L, 320E LN, 320E LRR, 320E RR, 323D L, 323D2 L, 323E L, 324E, 324E L, 324E LN, 329E, 329E L
4543931	MAIN BEARING KIT	.50MM / 0.020IN	C6.6, C7.1	120M, 120M 2, 12M, 2384C, 2470C, 2484C, 2570C, 2670C, 320D GC, 320D L, 320D2, 320D2 GC, 320D2 L, 320E, 320E L, 320E LN, 320E LRR, 320E RR, 323D L, 323D2 L, 323E L, 324E, 324E L, 324E LN, 329E, 329E L
4543935	MAIN BEARING KIT	.75MM / 0.030IN	C6.6, C7.1	120M, 120M 2, 12M, 2384C, 2470C, 2484C, 2570C, 2670C, 320D GC, 320D L, 320D2, 320D2 GC, 320D2 L, 320E, 320E L, 320E LN, 320E LRR, 320E RR, 323D L, 323D2 L, 323E L, 324E, 324E L, 324E LN, 329E, 329E L
4H5512	MAIN BEARING (CENTER)	1.25MM / 0.050IN	D342	583, D8

UNDERSIZE MAIN BEARINGS (CONT.)

Part No.	Description	Undersize	Engine	Application
4W5492-010	MAIN BEARING	.25MM / 0.010IN	3406, 3406B, 3406E, 3408, 3412, 3412C	16G, 245, 245B, 24H, 375, 375 L, 5080, 5110B, 578, 589, 621E, 623E, 627E, 631G, 637D, 637G, 651E, 657E, 769C, 769D, 771C, 771D, 773B, 773E, 775B, 814B, 824C, 826
4W5492-020	MAIN BEARING	.50MM / 0.020IN	3406, 3406B, 3406E, 3408, 3412, 3412C	16G, 245, 245B, 24H, 375, 375 L, 5080, 5110B, 578, 589, 621E, 623E, 627E, 631G, 637D, 637G, 651E, 657E, 769C, 769D, 771C, 771D, 773B, 773E, 775B, 814B, 824C, 826
4W5690	MAIN BEARING	1.25MM / 0.050IN	D348	641B, 651, 657B, 922
4W5698	MAIN BEARING	.63MM / 0.025IN	3406, 3406B, 3406C, 3406E, 3408, 3408B, 3408C, 3408E, 3412, 3412C, 3412D, 3412E, 3456	16G, 16H NA, 245, 245B, 24H, 24M, 365C, 365C L, 365C L MH, 374D L, 374F L, 375, 375 L, 385B, 385C, 385C FS, 385C
4W5698-040	MAIN BEARING	1.00MM / 0.040IN	3406, 3406B, 3406C, 3406E, 3408, 3408B, 3408C, 3408E, 3412, 3412C, 3412D, 3412E, 3456	16G, 16H NA, 245, 245B, 24H, 24M, 365C, 365C L, 365C L MH, 374D L, 374F L, 375, 375 L, 385B, 385C, 385C FS, 385C
4W5699	MAIN BEARING	1.25MM / 0.050IN	3406, 3406B, 3406C, 3406E, 3408, 3408B, 3408C, 3408E, 3412, 3412C, 3412D, 3412E, 3456	16G, 16H NA, 245, 245B, 24H, 24M, 365C, 365C L, 365C L MH, 374D L, 374F L, 375, 375 L, 385B, 385C, 385C FS, 385C
5I7784	MAIN BEARING KIT	.25MM / 0.010IN	3064, 3066	311, 311B, 311C, 311D LRR, 312, 312B, 312C, 312C L, 312D, 312D L, 313D, 314C, 314D CR, 314D LCR, 315D L, 318C, 318D L, 319C, 319D, 319D L, 319D LN, 320, 320 L, 320B, 320C, 320C FM, 320C L, 320D, 320D
5I7785	MAIN BEARING KIT	.50MM / 0.020IN	3064, 3066	311, 311B, 311C, 311D LRR, 312, 312B, 312C, 312C L, 312D, 312D L, 313D, 314C, 314D CR, 314D LCR, 315D L, 318C, 318D L, 319C, 319D, 319D L, 319D LN, 320, 320 L, 320B, 320C, 320C FM, 320C L, 320D, 320D
5I7786	MAIN BEARING KIT	.75MM / 0.030IN	3064, 3066	311, 311B, 311C, 311D LRR, 312, 312B, 312C, 312C L, 312D, 312D L, 313D, 314C, 314D CR, 314D LCR, 315D L, 318C, 318D L, 319C, 319D, 319D L, 319D LN, 320, 320 L, 320B, 320C, 320C FM, 320C L, 320D, 320D
6136-28-8010	MAIN BEARING KOMATSU®	50MM / 0.020IN	4D105, 6D105, S4D105, S6D105, SA6D111	
6136-29-8010	MAIN BEARING KOMATSU®	.25MM / 0.010IN	4D105, 6D105, S4D105, S6D105, SA6D112	
6150-27-8010	MAIN BEARING KOMATSU®	.75MM / 0.030IN	6D125, 6D125E, SAA6D125E	INDUSTRIAL
6150-28-8010	MAIN BEARING KOMATSU®	.50MM / 0.020IN	6D125, 6D125E, SAA6D125E	INDUSTRIAL
6150-29-8010	MAIN BEARING KOMATSU®	.25MM / 0.010IN	6D125, 6D125E, SAA6D125E	INDUSTRIAL
6204-26-8100	MAIN BEARING KOMATSU®	1.00MM / 0.040IN	3D95S, 4D95L, 4D95LE, 4D95S, SAA4D95LE	
6204-27-8100	MAIN BEARING KOMATSU®	.75MM / 0.030IN	3D95S, 4D95L, 4D95LE, 4D95S, SAA4D95LE	
6204-28-8100	MAIN BEARING KOMATSU®	.50MM / 0.020IN	3D95S, 4D95L, 4D95LE, 4D95S, SAA4D95LE	
6204-29-8100	MAIN BEARING KOMATSU®	.25MM / 0.010IN	3D95S, 4D95L, 4D95LE, 4D95S, SAA4D95LE	
6204-29-8500	THRUST BEARING KOMATSU®	.25MM / 0.010IN	3D95S, 4D95L, 4D95S, 6D95L, SAA4D95LE	INDUSTRIAL
6210-26-8010	MAIN BEARING KOMATSU®	1.00MM / 0.040IN	6D140, DCA, EGS500, EGS570, EGS630, HM350, HM400, S6D140, S6D140E, SA6D132, SA6D140, SA6D140A, SA6D140E, SAA6D140E	
6210-27-8010	MAIN BEARING KOMATSU®	.75MM / 0.030IN	6D140, DCA, EGS500, EGS570, EGS630, HM350, HM400, S6D140, S6D140E, SA6D132, SA6D140, SA6D140A, SA6D140E, SAA6D140E	

Part numbers are used for reference purposes only.

Costex Tractor Parts Copyright © 2023. All rights reserved.



UNDERSIZE MAIN BEARINGS (CONT.)

Part No.	Description	Undersize	Engine	Application
6210-28-8010	MAIN BEARING KOMATSU®	.50MM / 0.020IN	6D140, DCA, EGS500, EGS570, EGS630, HM350, HM400, S6D140, S6D140E, SA6D132, SA6D140, SA6D140A, SA6D140E, SAA6D140E	
6210-29-8010	MAIN BEARING KOMATSU®	.25MM / 0.010IN	S6D140, S6D140E, SA6D132, SA6D140, SA6D140A, SA6D140E, SAA6D140E	WA500, EGS500, EGS570, EGS630, HM350, HM400
6F1935	MAIN BEARING (FRONT)	1.25MM / 0.050IN	D342C, G342	INDUSTRIAL, MARINE, D8H
6F1936	MAIN BEARING (INTERMEDIATE)	1.25MM / 0.050IN	D342C, G342	D7, D8 14A, D13000
7C6963	MAIN BEARING	.75MM / 0.030IN	3116	120H, 213B, 320 L, 320B, 322B LN, 325, 325B, 325B L, 561M, 928G, 938F, 950F, 950F II, 950G, 953C, 960F, 963B, CP-563, CS-531C, CS-533C, CS-563C, CS-563D, CS-573C, CS-573D, CS-583C, CS-583D, D5M
7C6973	MAIN BEARING	.75MM / 0.030IN	3116	120H, 213B, 320 L, 320B, 322B LN, 325, 325B, 325B L, 561M, 928G, 938F, 950F, 950F II, 953C, 960F, 963B, CP-563, CS-531C, CS-533C, CS-563C, CS-563D, CS-573C, CS-573D, CS-583C, CS-583D, D5M, D6M
7E7723	MAIN BEARING	.50MM / 0.020IN	3176, 3176B	75, 75C, 85C, R1700 II
7E7727	MAIN BEARING	.50MM / 0.020IN	3176, 3176B	75, 75C, 85C, R1700 II
7H4448	MAIN BEARING (CENTER)	.63MM / 0.025IN	D342, D342C	583H, D8H
7H4449	MAIN BEARING (REAR)	1.25MM / 0.050IN	D342, D342C	583H, D8H
7S9845	MAIN BEARING	.50MM / 0.020IN	D333, 3306, 1673	D4, D5, D6 44A
7S9846	MAIN BEARING	.75MM / 0.030IN	D333, 3306, 1673	D4, D5, D6 44A
8N5341	MAIN BEARING (REAR)	.63MM / 0.025IN	D343, G343	769B
8N5342	MAIN BEARING	1.25MM / 0.050IN	D343, G343	1693, 769B
8N5346	MAIN BEARING	.63MM / 0.025IN	D343, G343	1693, 769B
8N5347	MAIN BEARING	1.25MM / 0.050IN	D343, G343	1693, 769B
8N7764-010	MAIN BEARING	.25MM / 0.010IN	D379B, D398, D398A, D398B, D399, G398, G399	
8N7923-010	MAIN BEARING (INTERMEDIATE)	.25MM / 0.010IN	D379, D398, D399	D7E
8N7923-020	MAIN BEARING (INTERMEDIATE)	.75MM / 0.030IN	D379, D398, D399	D7E
8N7923-030	MAIN BEARING (INTERMEDIATE)	.75MM / 0.030IN	D379, D398, D399	D7E
8N7924	MAIN BEARING	.50MM / 0.020IN	D342	D7E, D8K-H
8N7925	MAIN BEARING	1.25MM / 0.050IN	D342	D7E, D8K-H
8N8225	MAIN BEARING	.25MM / 0.010IN	3306	MACHINE, INDUSTRIAL
8N8226	MAIN BEARING	.50MM / 0.020IN	3306	MACHINE, INDUSTRIAL
8N8227	MAIN BEARING	.75MM / 0.030IN	3306	MACHINE, INDUSTRIAL
8N8227-040	MAIN BEARING	1.00MM / 0.040IN	3306	MACHINE, INDUSTRIAL
8N8227-050	MAIN BEARING	1.25MM / 0.050IN	3306	MACHINE, INDUSTRIAL
8N8227-060	MAIN BEARING	1.50MM / 0.060IN	3306	MACHINE, INDUSTRIAL
8N8926	MAIN BEARING	.25MM / 0.010IN	3208, 3208T	MACHINE, INDUSTRIAL
8N8972	MAIN BEARING-NON-GROOVED (FRONT)	.50MM / 0.020IN	3208, 3208T	MACHINE, INDUSTRIAL
8N8972-030	MAIN BEARING	.75MM / 0.030IN	3208, 3208T	MACHINE, INDUSTRIAL

UNDERSIZE MAIN BEARINGS (CONT.)

Part No.	Description	Undersize	Engine	Application
8N8972-040	MAIN BEARING	1.00MM / 0.040IN	3208, 3208T	MACHINE, INDUSTRIAL
8N8974	MAIN BEARING-NON-GROOVED (FRONT)	1.25MM / 0.050IN	3208, 3208T	MACHINE, INDUSTRIAL
8N8976	MAIN BEARING-NON-GROOVED (FRONT)	.25MM / 0.010IN	3208, 3208T	MACHINE, INDUSTRIAL
8N9020	MAIN BEARING (INTERMEDIATE)	1.25MM / 0.050IN	3208, 3208T	MACHINE, INDUSTRIAL
8N9022	MAIN BEARING (INTERMEDIATE)	.25MM / 0.010IN	3208, 3208T	MACHINE, INDUSTRIAL
8N9023	MAIN BEARING (INTERMEDIATE)	.50MM / 0.020IN	3208, 3208T	MACHINE, INDUSTRIAL
8N9023-030	MAIN BEARING	.75MM / 0.030IN	3208, 3208T	MACHINE, INDUSTRIAL
8N9023-040	MAIN BEARING	1.00MM / 0.040IN	3208, 3208T	MACHINE, INDUSTRIAL
9M3896-010	MAIN BEARING	.25MM / 0.010IN	D353C	D9G
9M4878	MAIN BEARING (INTERMEDIATE)	1.25MM / 0.050IN	D353C, G353D	GENERATOR, INDUSTRIAL
9M4879	MAIN BEARING (CENTER)	1.25MM / 0.050IN	D353C, G353D	GENERATOR, INDUSTRIAL

UNDERSIZE & OVERSIZE MAIN BEARINGS

Part No.	Description	Undersize	Oversize	Engine
1280384	MAIN BEARING	STD	.50MM / 0.020IN	3176C, 3196
1280385	MAIN BEARING	.50MM / 0.020IN	.50MM / 0.020IN	3176C, 3196
1450168	MAIN BEARING	STD	.50MM / 0.020IN	3114, 3116, 3126, 3126B, 3126E
1450169	MAIN BEARING	STD	.50MM / 0.020IN	3114, 3116, 3126, 3126B, 3126E
1450170	MAIN BEARING	.50MM / 0.020IN	.50MM / 0.020IN	3114, 3116, 3126, 3126B, 3126E
1496034	MAIN BEARING	STD	.63MM / 0.025IN	3508, 3508B, 3508C, 3512, 3512B, 3512C, 3516, 3516B, 3516C
1496035	MAIN BEARING	.63MM / 0.025IN	.63MM / 0.025IN	3508, 3508B, 3508C, 3512, 3512B, 3512C, 3516, 3516B, 3516C
1W1664	MAIN BEARING-NON-GROOVED	STD	.25MM / 0.010IN	3204
1W1665	MAIN BEARING-GROOVED	.50MM / 0.020IN	.25MM / 0.010IN	3204
4P7305	MAIN BEARING	STD	.50MM / 0.020IN	3304, 3304B, 3306, 3306B, 3306C
4W5700	MAIN BEARING	.63MM / 0.025IN	.63MM / 0.025IN	3406, 3406B, 3406C, 3406E, 3408, 3408B, 3408C, 3408E, 3412, 3412C, 3412D, 3412E, 3456
4W5701	MAIN BEARING	.63MM / 0.025IN	.63MM / 0.025IN	3406, 3406B, 3406C, 3406E, 3408, 3408B, 3408C, 3408E, 3412, 3412C, 3412D, 3412E, 3456
8N5349	MAIN BEARING	.63MM / 0.025IN	.63MM / 0.025IN	D343, G343
8N7767	MAIN BEARING	STD	.63MM / 0.025IN	D379B, D398, D398A, D398B, D399, G398, G399
8N7768	MAIN BEARING	.63MM / 0.025IN	.63MM / 0.025IN	D379B, D398, D398A, D398B, D399, G398, G399
8N7927	MAIN BEARING	.63MM / 0.025IN	.63MM / 0.025IN	D342
8N8228	MAIN BEARING	STD	.50MM / 0.020IN	3306
8N8229	MAIN BEARING	.25MM / 0.010IN	.50MM / 0.020IN	3306
8N8971	MAIN BEARING-NON-GROOVED (FRONT)	.50MM / 0.020IN	.25MM / 0.010IN	3208, 3208T
8N8973	MAIN BEARING	STD	.25MM / 0.010IN	3208, 3208T
8N8975	MAIN BEARING-NON-GROOVED (FRONT)	1.25MM / 0.050IN	.25MM / 0.010IN	3208, 3208T
8N9018	MAIN BEARING-GROOVED (INTERMEDIATE)	1.25MM / 0.050IN	.25MM / 0.010IN	3208, 3208T

Part numbers are used for reference purposes only.

Costex Tractor Parts Copyright © 2023. All rights reserved.

**UNDERSIZE & OVERSIZE MAIN BEARINGS (CONT.)**

Part No.	Description	Undersize	Oversize	Engine
8N9019	MAIN BEARING-GROOVED (INTERMEDIATE)	.50MM / 0.020IN	.25MM / 0.010IN	3208, 3208T
8N9021	MAIN BEARING-GROOVED (INTERMEDIATE)	STD	.25MM / 0.010IN	3208, 3208T
8N9067	MAIN BEARING-GROOVED (THRUST)	STD	.25MM / 0.010IN	3208, 3208T
8N9068	MAIN BEARING-GROOVED (THRUST)	.50MM / 0.020IN	.25MM / 0.010IN	3208, 3208T
8N9069	MAIN BEARING-GROOVED (THRUST)	1.25MM / 0.050IN	.25MM / 0.010IN	3208, 3208T

**CRANKSHAFT BUSHINGS (FRONT MAIN BUSHING)**

Part No.	Description	Undersize	Engine	Application
3024181	MAIN BUSHING (CRANKSHAFT)	.25MM / 0.010IN	3013, 3013C, 3014, 3024, 3024C	216, 216B, 216B3, 226B, 226B3, 232B, 242B, 247B, 247B3, 257B, 304.5, AP-255E, BB-621C, C1.1, C1.5, C2.2, CB-214E, CB-22, CB-334D, CB-334E, CB-335D, CB-34, CB22B, CB24B
3024182	MAIN BUSHING (CRANKSHAFT)	.50MM / 0.020IN	3013, 3013C, 3014, 3024, 3024C	216, 216B, 216B3, 226B, 226B3, 232B, 242B, 247B, 247B3, 257B, 304.5, AP-255E, BB-621C, C1.1, C1.5, C2.2, CB-214E, CB-22, CB-334D, CB-334E, CB-335D, CB-34, CB22B, CB24B

**CRANKSHAFT THRUST PLATE / WASHER**

Part No.	Description	Engine	Equipment
9S1162	BEARING THRUST	D346, D348, D349	641B, 650B, 657B, 666B, 772, 773, 777, 992, D10
7C3195	BLOCK-THRUST	3054, 3054B	206, 212, 312B L, 312C, 416B, 416C, 416D, 420D, 424D, 426C, 428, 428B, 428C, 428D, 430D, 432D, 436C, 438C, 438D, 442D, 554, 908, 914G, AP-800, CB-424, CB-434B, CB-434C, CB-535B, CB-544
9S3037	PLATE-THRUST	1673C, 3304, 3306	225, 627, 955K
1039288	PLATE-THRUST	C3.4	236B, 236B3, 242B3, 246C, 252B, 252B3, 256C, 257B3, 259B3, 262C, 262C2, 267B, 268B, 272C, 277C, 277C2, 279C, 279C2, 287C, 287C2, 289C, 289C2, 297C, 299C, 3044C, 315, 315B, 315C, 317B LN, 318B, 906
1105138	PLATE-THRUST	3176, 3176B	75, 75C, 85C
2463144	PLATE-THRUST	3176C, 3196	140H, 143H, 14H, 14M, 160H, 163H, 16H, 16M, 345B, 345B II, 345B II MH, 345B L, 345C, 345C L, 345C MH, 345D, 345D L, 345D L VG, 349D, 349D L, 349E, 349E L, 349E L HVG, 349E L VG, 349F L
2463150	PLATE-THRUST	C7.2, C9	12H, 12M 2, 12M 3, 12M 3 AWD, 140M, 140M 2, 140M 3, 140M 3 AWD, 160M, 160M 2, 160M 3, 160M 3 AWD, 2290, 2390, 2391, 2491, 2590, 2864C, 330C, 330C FM, 330C L, 330C MH, 330D, 330D FM, 330D L, 330D LN
2531752	PLATE-THRUST	3406, 3406B, 3406C, 3406E, 3408, 3408B, 3408C, 3408E, 3412, 3412C, 3412D, 3412E, 3456	16G, 16H NA, 24H, 24M, 365C, 365C L, 365C L MH, 374D L, 374F L, 375, 375 L, 385B, 385C, 385C FS, 385C L, 385C L M
1W1174	PLATE-THRUST	3606, 3608, 3612, 3616, G3606, G3608, G3612, G3616	GENERATOR, INDUSTRIAL, MARINE
4L4653	PLATE-THRUST	D379A, D379B, D398A, D398B, D399, G379, G398, G399	GENERATOR, INDUSTRIAL, MARINE
5I7654	PLATE-THRUST	3066	311, 311B, 311C, 311D LRR, 312, 312B, 312C, 312C L, 312D, 312D L, 313D, 314C, 314D CR, 314D LCR, 315D L, 318C, 318D L, 319C, 319D, 319D L, 319D LN, 320, 320 L, 320B, 320C, 320C FM, 320C L, 320D, 320D
6N8940	PLATE-THRUST	3304, 3306, G3306	120B, 12G, 140B, 910, 930, 931B, 955K, D3, D4D, D5, D7F, D7G
7C6209	PLATE-THRUST	3508, 3508B, 3508C, 3512, 3512B, 3512C, 3516, 3516B, 3516C, 5130, 5130B, 5230, 5230B	776C, 776D, 777, 777B, 777C, 777D, 784B, 784C, 785, 785B, 785C, 785D, 789, 789B, 789C, 789D, 793B, 793C, 793D, 797
6150-21-8050	THRUST METAL KOMATSU®	6D125, 6D125E, SAA6D125E	INDUSTRIAL

**CRANKSHAFT THRUST PLATE / WASHER (CONT.)**

Part No.	Description	Engine	Equipment
7N9343	THRUST PLATE	3304, 3306, G3306	120G, 12G, 130G, 140G, 14G, 1673C, 235, 3304, 3306, 518, 528, 561D, 571G, 572G, 615, 627B, 637D, 639D, 814B, 815, 816, 816B, 920, 930, 930R, 941, 950, 950B, 950B/950E, 951B, 955L, 966C, 966D, 977L, D4
1526799	WASHER-THRUST	3034	216, 228, 236, 247, 248, 267, 287, 906
1541230	WASHER-THRUST	3014, 3024, 3024C, C1.5, C2.2	216, 216B, 216B3, 226B, 226B3, 232B, 242B, 247B, 247B3, 257B, 304.5, 902, AP-255E, BB-621C, CB-334D, CB-334E, CB-335D, CB-34, CB34B, CB34B XW, CC34B
1541231	WASHER-THRUST	3013, 3013C, 3014, 302.5, 3024, 3024C, C1.1, C1.5, C2.2	216, 216B, 216B3, 226B, 226B3, 232B, 242B, 247B, 247B3, 257B, 302.5, 3024, 3024C, 303.5, 304.5, 902, AP-255E, BB-621C, CB-214D, CB-214E, CB-22, CB-334D, CB-334E
0676873	WASHER-THRUST	3054, 3054B, 3054C, 3054E, 3056, 3056E	206, 212, 214, 224, 307, 312, 312B L, 312C, 312D2, 312D2 GC, 312D2 L, 313D2, 313D2 LGP, 315, 315B L, 315C, 317, 318D2 L, 414E, 416B, 416C, 416D, 416E, 416F
2W1577	WASHER-THRUST	3204	215, 943, 953, D4HTSK II
2124893	MAIN BEARING (THRUST)	3114, 3116, 3126, 3126B, 3126E	120H, 120H ES, 120H NA, 120K, 120K 2, 12K, 12M, 135H, 135H NA, 140G, 140K, 140K 2, 140M, 160K, 214B, 30/30, 320B, 322B L, 322B LN, 322C, 322C FM, 324D, 324D FM, 324D FM
2295155	MAIN BEARING (THRUST)	3114, 3116, 3126, 3126B, 3126E	120H, 120H ES, 120H NA, 120K, 120K 2, 12K, 12M, 135H, 135H NA, 140G, 140K, 140K 2, 140M, 160K, 214B, 30/30, 320B, 322B L, 322B LN, 322C, 322C FM, 324D, 324D FM, 324D FM
2295156	MAIN BEARING (THRUST)	3114, 3116, 3126, 3126B, 3126E	120H, 120H ES, 120H NA, 120K, 120K 2, 12K, 12M, 135H, 135H NA, 140G, 140K, 140K 2, 140M, 160K, 214B, 30/30, 320B, 322B L, 322B LN, 322C, 322C FM, 324D, 324D FM, 324D FM
4W8091	MAIN BEARING (THRUST)	3208	613C, PR-1000, PS-500
6204-21-8500	MAIN BEARING KOMATSU® (THRUST) (3 PIECES)	3D95S, 4D95L, 6D95L	
7W2137	MAIN BEARING (THRUST)	D343, G343	825B, 16, 168B, 169, 169B, 983, 824B, 834, 631C, 633C, 637, 657, 666B

**OVERSIZED CRANKSHAFT THRUST PLATE / WASHER**

Part No.	Description	Undersize	Engine	Application
1039289	PLATE-THRUST	0.15MM OS	C3.4	236B, 236B3, 242B3, 246C, 252B, 252B3, 256C, 257B3, 259B3, 262C, 262C2, 267B, 268B, 272C, 277C, 277C2, 279C, 279C2, 287C, 287C2, 289C, 289C2, 297C, 299C, 3044C, 315, 315B, 315C, 317B LN, 318B, 906
1039290	PLATE-THRUST	0.30MM OS	C3.4	236B, 236B3, 242B3, 246C, 252B, 252B3, 256C, 257B3, 259B3, 262C, 262C2, 267B, 268B, 272C, 277C, 277C2, 279C, 279C2, 287C, 287C2, 289C, 289C2, 297C, 299C, 3044C, 315, 315B, 315C, 317B LN, 318B, 906
0676874	WASHER-THRUST	0.18-MM OS	3054, 3054B, 3054C, 3054E, 3056, 3056E	206, 212, 214, 224, 307, 312, 312B L, 312C, 312D2, 312D2 GC, 312D2 L, 313D2, 313D2 LGP, 315, 315B L, 315C, 317, 318D2 L, 414E, 416B, 416C, 416D, 416E, 416F
2295153	MAIN BEARING (THRUST)	.25MM / 0.010IN	3114, 3116, 3126, 3126B, 3126E	120H, 120H ES, 120H NA, 120K, 120K 2, 12K, 12M, 135H, 135H NA, 140G, 140K, 140K 2, 140M, 160K, 214B, 30/30, 320B, 322B L, 322B LN, 322C, 322C FM, 324D, 324D FM, 324D FM
2295154	MAIN BEARING (THRUST)	.50MM / 0.020IN	3114, 3116, 3126, 3126B, 3126E	120H, 120H ES, 120H NA, 120K, 120K 2, 12K, 12M, 135H, 135H NA, 140G, 140K, 140K 2, 140M, 160K, 214B, 30/30, 320B, 322B L, 322B LN, 322C, 322C FM, 324D, 324D FM, 324D FM
4W8091-030	MAIN BEARING (THRUST)	.75MM / 0.030IN	3208	613C, PR-1000, PS-500
4W8091-040	MAIN BEARING (THRUST)	1.00MM / 0.040IN	3208	613C, PR-1000, PS-500
5I7787	PLATE-THRUST	0.15-MM OS	3066	311, 311B, 311C, 311D LRR, 312, 312B, 312C, 312C L, 312D, 312D L, 313D, 314C, 314D CR, 314D LCR, 315D L, 318C, 318D L, 319C, 319D, 319D L, 319D LN, 320, 320 L, 320B, 320C, 320C FM, 320C L, 320D, 320D
5I7788	PLATE-THRUST	0.30-MM OS	3066	311, 311B, 311C, 311D LRR, 312, 312B, 312C, 312C L, 312D, 312D L, 313D, 314C, 314D CR, 314D LCR, 315D L, 318C, 318D L, 319C, 319D, 319D L, 319D LN, 320, 320 L, 320B, 320C, 320C FM, 320C L, 320D, 320D
5I7789	PLATE-THRUST	0.45-MM OS	3066	311, 311B, 311C, 311D LRR, 312, 312B, 312C, 312C L, 312D, 312D L, 313D, 314C, 314D CR, 314D LCR, 315D L, 318C, 318D L, 319C, 319D, 319D L, 319D LN, 320, 320 L, 320B, 320C, 320C FM, 320C L, 320D, 320D



OVERSIZED CRANKSHAFT THRUST PLATE / WASHER (CONT.)

Part No.	Description	Undersize	Engine	Application
7C6968	MAIN BEARING (THRUST)	.75MM / 0.030IN	3116	120H, 213B, 320 L, 320B, 322B LN, 325, 325 LN, 325B, 325B L, 561M, 924F, 928G, 938F, 950F, 950F II, 950G, 953C, 960F, 963B, CP-563, CS-531C, CS-533C, CS-563C, CS-563D, CS-573C, CS-573D, CS-583C
7S9844	MAIN BEARING (THRUST)	.25MM / 0.010IN	3306	120B, 140B, D6D, 966C
8N7929	MAIN BEARING (THRUST)	.63MM / 0.025IN	D342	D7E, D8K-H
8N7930	MAIN BEARING (THRUST)	1.25MM / 0.050IN	D342	D7E, D8K-H
8N9064	MAIN BEARING (THRUST)	.50MM / 0.020IN	3208, 3208T	MACHINE, INDUSTRIAL
8N9065	MAIN BEARING (THRUST)	.25MM / 0.010IN	3208, 3208T	MACHINE, INDUSTRIAL
8N9066	MAIN BEARING (THRUST)	1.25MM / 0.050IN	3208, 3208T	MACHINE, INDUSTRIAL

CONNECTING ROD BEARINGS

Part No.	Description	Engine	Equipment
2697290	CONNECTING ROD BEARING	C13	12M 2, 12M 3, 12M 3 AWD, 140M 2, 140M 3, 140M 3 AWD, 160M 2, 160M 3, 160M 3 AWD, 2864C, 336E, 336E H, 336E HVG, 336E L, 336E LH, 336E LN, 336F L, 568 FM LL, 586C, 627H, 627K, 627K LRC, 725C, 966K
3887500	CONNECTING ROD BEARING	STD	C3.3B
1039683	CONNECTING ROD BEARING	3046	315, 315B, 315C, 317B LN, 318B, 933, 933C, 939, 939C, D3C III, D3G, D4C III, D4G, D5C III, D5G
1077330	CONNECTING ROD BEARING	3508, 3508B, 3508C, 3512, 3512B, 3512C, 3516, 3516B, 3516C	5130, 5130B, 5230, 5230B, 776C, 776D, 777, 777B, 777C, 777D, 784B, 784C, 785, 785B, 785C, 789, 789B, 789C, 789D, 793B, 793C, 793D, 797, 797B
1077334	CONNECTING ROD BEARING	3508, 3508B, 3508C, 3512, 3512B, 3512C, 3516, 3516B, 3516C	5130, 5130B, 5230, 5230B, 776C, 776D, 777, 777B, 777C, 777D, 784B, 784C, 785, 785B, 785C, 789, 789B, 789C, 789D, 793B, 793C, 793D, 797, 797B
1152972	CONNECTING ROD BEARING	C10, C12	14M, 16H, 16M, 345C, 345C L, 345C MH, 345D, 345D L, 345D L VG, 349D, 349D L, 349E, 349E L, 349E L HVG, 349E L VG, 349F L, 365B, 365B II, 365B L, 621H, 621K, 623H, 623K, 623K LRC, 627H, 627K, 627K LRC
1161089	CONNECTING ROD BEARING	3176B, 3176C, 3196	14M, 16M, 345C, 345C L, 345C MH, 345D L, 725, 730, 85D, 85E, 95E, 966H, 972G II, 972H, C-12, C11, C12, C13, CX31-C13I, D8N, MTC835, RM-300, TH35-C11I, TH35-C13I, TH35-C13T, W345C M
1N4336	CONNECTING ROD BEARING	D353	D9H
1W8539	CONNECTING ROD BEARING	D346, D348, D349	777
2133190	CONNECTING ROD BEARING	C9	12H, 140M, 140M 2, 160M, 160M 2, 2290, 2390, 2391, 2491, 2590, 330C, 330C FM, 330C L, 330C MH, 330D, 330D FM, 330D L, 330D LN, 330D MH, 336D, 336D L, 336D LN, 336D2, 336D2 L, 340D L, 340D2 L, 511, 521
2170577	CONNECTING ROD BEARING	C-10	140H, 143H, 14H, 160H, 163H, 3176C, 345B, 345B II, 345B II MH, 345B L, 572R II, 65E, 725, 75D, 75E, 814F, 815F, 816F, 966G II, CPT372, D7R II, R1600, R1600G, R1700G, TK1051, W345B II
2170578	CONNECTING ROD BEARING	3406B, 3406E	980G, 980G II, D350E II, D400E II
2243246	CONNECTING ROD BEARING	3406E, C15, C18	24M, 365C, 365C L, 365C L MH, 374D L, 374F L, 385C, 385C FS, 385C L, 385C L MH, 390D, 390D L, 583T, 587T, 621B, 621F, 621G, 621H, 623E, 623F, 623G, 623H, 627F, 627G, 627H, 631D, 631E, 631G, 633E II
2246638	CONNECTING ROD BEARING	3114, 3116, 3126, 3126B, 3126E	120H, 120H ES, 120H NA, 120K, 120K 2, 12K, 12M, 135H, 135H NA, 140G, 140K, 140K 2, 140M, 160K, 30/30, 320B, 322B L, 322B LN, 322C, 322C FM, 324D, 324D FM, 324D FM LL
2296259	CONNECTING ROD BEARING	C15	24M, 3412D, 365C, 365C L, 365C L MH, 374D L, 374F L, 385C, 385C FS, 385C L, 385C L MH, 390D, 390D L, 390F L, 583T, 587T, 621B, 621G, 623G, 627F, 627G, 631D, 631E, 631G, 633E II, 637D, 637E, 637G, 651B.
2302520	CONNECTING ROD BEARING	3512C	24M, 3412D, 365C, 365C L, 365C L MH, 374D L, 374F L, 385C, 385C FS, 385C L, 385C L MH, 390D, 390D L, 390F L, 583T, 587T, 621B, 621G, 623G, 627F, 627G, 631D, 631E, 631G, 633E II, 637D, 637E, 637G, 651B

CONNECTING ROD BEARINGS (CONT.)

Part No.	Description	Engine	Equipment
2323226	CONNECTING ROD BEARING	3412D, C27, C32	773F, 773G, 773G LRC, 775F, 775G, 775G LRC, 777C, 777D, 777F, 777G, 844H, 844K, 854K, 990H, 990K, 992K, 993K, AD55B, AD60, D10N, D10R, D10T, D10T2, D11R, D11T
2613450	CONNECTING ROD BEARING	C15, C18	374F L, 390F L, 735B, 740B, 770G, 772G, 824K, 825K, 826K, 834K, 836K, 988K, C18 I6, CX31-C18I, CX35-C18I, D8T, D9T, TH35-C15T
2920484	CONNECTING ROD BEARING	C11	14M, 16H, 16M, 345C, 345C L, 345C MH, 345D, 345D L, 345D L VG, 349D, 349D L, 349E, 349E L, 349E L HVG, 349E L VG, 349F L, 365B, 365B II, 365B L, 621H, 621K, 623H, 623K, 623K LRC, 627H, 627K, 627K LRC
2M6499	CONNECTING ROD BEARING	D342, D342C, G342C	D8H
3285572	CONNECTING ROD BEARING	1673C, 3304, 3304B, 3306, 3306B, 3306C	120G, 12G, 12H, 12H ES, 12H NA, 140G, 140H, 140H ES, 140H NA, 143H, 14G, 14H NA, 160H, 160H ES, 160H NA, 163H NA, 235B, 330, 330B L, 350, 515, 517, 518C, 525
3285573	CONNECTING ROD BEARING	3406B, 3406C, 3406E, 3456	16G, 16H NA, 375, 375 L, 385B, 5080, 5090B, 578, 583R, 587R, 621F, 621G, 623E, 623F, 623G, 627B, 627F, 627G, 651B, 657B, 735, 740, 814B, 824C, 824G, 824G II, 825G, 825G II
3285574	CONNECTING ROD BEARING	3406B, 3406C, 3408, 3408C, 3408E, 3412, 3412C, 3412E	24H, 5110B, 589, 631D, 631E, 631G, 633E II, 637E, 637G, 651E, 657E, 769C, 769D, 771C, 771D, 773B, 773D, 773E, 775B, 775D, 775E, 834B, 836, 844
4P8167	CONNECTING ROD BEARING	3406, 3406B, 3406C, 3408, 3408B, 3408C, 3408E, 3412, 3412C, 3412E	16G, 16H NA, 24H, 375, 375 L, 5080, 5110B, 578, 583R, 587R, 589, 621E, 621F, 623E, 623F, 627B, 627E, 627F, 631D, 631E, 631G, 633E II
5144549	CONNECTING ROD BEARING	C13	730, 730C, 735, 349, 349E, 349F, 352, 352F, 14, 14M3, 16, 16M3, 18, 18M3
5257106	KIT-BEARING ROD	STD	C2.2
517637	CONNECTING ROD BEARING	3064, 3066	311, 311B, 311C, 312B, 312C, 312C L, 314C, 318C, 319C, 320 L, 320B, 320C, 320C FM, 320C L, 320D, 320D LRR, 321C, 323D L, 323D LN
517794	CONNECTING ROD BEARING	3064, 3066	311, 311B, 311C, 312B, 312C, 312C L, 314C, 318C, 319C, 320 L, 320B, 320C, 320C FM, 320C L, 320D, 320D LRR, 321C, 323D L, 323D LN
6207-31-3300	CONNECTING ROD BEARING KOMATSU®	STD	S4D95L, S6D95L, SA6D95L
6207-31-3600	CONNECTING ROD BEARING KOMATSU®	SA6D95L-1	
6210-32-3040	CONNECTING ROD BEARING KOMATSU®	STD	EGS500, EGS570, EGS630, HM350, HM400
6732-31-3411	CONNECTING ROD BEARING KOMATSU®	STD	S6D102E, SA6D102E, SAA4D102E, SAA6D102E
7E7894	CONNECTING ROD BEARING	3208	227, 613C, CS-551, PR-1000, PS-500
7M7186	CONNECTING ROD BEARING	D320A	955H
7N2581	CONNECTING ROD BEARING	STD	D346, D348, D349
7W2136	CONNECTING ROD BEARING	D343, G343	825B, 16, 168B, 169, 169B, 983, 824B, 834, 631C, 633C, 637, 657, 666B
7W4816	CONNECTING ROD BEARING	3014, 3056, 3056E	214, 224, 550B, 560B, 564, 574B, 924G, 924GZ, 930G, AP-655C, BB-760, CP-573E, CP-663E, CS-563E, CS-583E, CS-663E, CS-683E, IT28G, M316C, M318C, M318C MH, M322C
7W5844	CONNECTING ROD BEARING	3176, 3176B, 3176C	140H, 143H, 14H, 160H, 163H, 345B, 345B II, 345B II MH, 345B L, 480, 572R II, 65E, 725, 75, 75C, 75D, 75E, 814F, 815F, 816F, 85C, 966G II, C-10, CPT372, D7R II, R1600, R1600G
8N1849	CONNECTING ROD BEARING	3304, 3304B, 3306, 3306B	120G, 12G, 12H, 12H ES, 12H NA, 130G, 140G, 140H, 140H ES, 140H NA, 143H, 14G, 14H NA, 160G, 160H, 160H ES, 160H NA, 163H NA, 1673C, 225, 235, 235B, 330, 330 FM L, 330 L,
8N1985	CONNECTING ROD BEARING	G3304, G3304B, G3306, G3306B	130G, 3304, 3306, 920, 930, 941, 955L, D5B
8N5338	CONNECTING ROD BEARING	D343, G343	1693, 657B, 666B
8N6308	CONNECTING ROD BEARING	3204	215, 931B, 943, 953, D3, D4HTSK II, D5C
8N7769	CONNECTING ROD BEARING	D379B, D398, G399	GENERATOR, INDUSTRIAL, MARINE
8N7933	CONNECTING ROD BEARING	D339	D6600, D7700, D8800, D8841

CONNECTING ROD BEARINGS (CONT.)

Part No.	Description	Engine	Equipment
9N5923	CONNECTING ROD BEARING	3208	INDUSTRIAL, MARINE
9Y6188	CONNECTING ROD BEARING	3406B, 3408, 3408B, 3408C, 3408E, 3412, 3412C, 3412E	24H, 5110B, 589, 631D, 631E, 631G, 633E II, 637E, 637G, 651E, 657E, 69D, 769C, 769D, 771C, 771D, 773B, 773D, 773E, 775B, 775D, 775E, 834B, 836
9Y7735	CONNECTING ROD BEARING	STD	3406, 3406B, 3406C, 3406E,

UNDERSIZE CONNECTING ROD BEARINGS

Part No.	Description	Undersize	Engine	Application
4393373	CONNECTING ROD BEARING KIT	.25MM / 0.010IN	C2.2	226D, 232D, 239D, 249D,
0332382	CONNECTING ROD BEARING KIT	.25MM / 0.010IN	3054	416C, 428C
0332383	CONNECTING ROD BEARING KIT	.50MM / 0.020IN	3054	416C, 428C
0332384	CONNECTING ROD BEARING KIT	.75MM / 0.030IN	3054	416C, 428C
1039684	CONNECTING ROD BEARING	.25MM / 0.010IN	3046	315, 315B, 315C, 317B LN, 318B, 933, 933C, 939, 939C, D3C III, D3G, D4C III, D4G, D5C III, D5G
1039685	CONNECTING ROD BEARING	.50MM / 0.020IN	3046	315, 315B, 315C, 317B LN, 318B, 933, 933C, 939, 939C, D3C III, D3G, D4C III, D4G, D5C III, D5G
1039686	CONNECTING ROD BEARING	.75MM / 0.030IN	3046	315, 315B, 315C, 317B LN, 318B, 933, 933C, 939, 939C, D3C III, D3G, D4C III, D4G, D5C III, D5G
1077331	CONNECTING ROD BEARING	.25MM / 0.010IN	3508, 3508B, 3508C, 3512, 3512B, 3512C, 3516, 3516B, 3516C	5130, 5130B, 5230, 5230B, 776C, 776D, 777, 777B, 777C, 777D, 784B, 784C, 785, 785B, 785C, 789, 789B, 789C, 789D, 793B, 793C, 793D, 797, 797B
1077332	CONNECTING ROD BEARING	.50MM / 0.020IN	3508, 3508B, 3508C, 3512, 3512B, 3512C, 3516, 3516B, 3516C	5130, 5130B, 5230, 5230B, 776C, 776D, 777, 777B, 777C, 777D, 784B, 784C, 785, 785B, 785C, 789, 789B, 789C, 789D, 793B, 793C, 793D, 797, 797B
1280390	CONNECTING ROD BEARING	.50MM / 0.020IN	3176C	140H, 143H, 14H, 160H, 163H, 345B, 345B II, 345B II MH, 345B L, 480, 572R II, 65E, 725, 75D, 75E, 814F, 815F, 816F, 966G II, C-10, CPT372, D7R II, R1600G, TK1051, W345B II
1280391	CONNECTING ROD BEARING	.75MM / 0.030IN	3176C	140H, 143H, 14H, 160H, 163H, 345B, 345B II, 345B II MH, 345B L, 480, 572R II, 65E, 725, 75D, 75E, 814F, 815F, 816F, 966G II, C-10, CPT372, D7R II, R1600G, TK1051, W345B II
1280395	CONNECTING ROD BEARING	.50MM / 0.020IN	3176B, 3176C, 3196, C-12, C11, C12, C13	14M, 16H, 16M, 345C, 345C L, 345C MH, 345D, 345D L, 345D L VG, 349D, 349D L, 365B, 365B II, 365B L, 725, 730, 730C, 85D, 85E, 95E, 966H, 972G II, 972H, 980C
1280396	CONNECTING ROD BEARING	.75MM / 0.030IN	3176B, 3176C, 3196, C-12, C11, C12, C13	14M, 16H, 16M, 345C, 345C L, 345C MH, 345D, 345D L, 345D L VG, 349D, 349D L, 365B, 365B II, 365B L, 725, 730, 730C, 85D, 85E, 95E, 966H, 972G II, 972H, 980C
1N3821	CONNECTING ROD BEARING	.25MM / 0.010IN	3204	215, 931B, 943, 953, D3, D4HTSK II, D5C
1N3822	CONNECTING ROD BEARING	.50MM / 0.020IN	3204	215, 931B, 943, 953, D3, D4HTSK II, D5C
1N3822-030	CONNECTING ROD BEARING	.75MM / 0.030IN	3204	215, 931B, 943, 953, D3, D4HTSK II, D5C
1N4336-010	CONNECTING ROD BEARING	.25MM / 0.010IN	D353	D9, D9E, D9G, 594
1N4337	CONNECTING ROD BEARING	.63MM / 0.025IN	D353	D9, D9E, D9G, 594
1N4338	CONNECTING ROD BEARING	1.25MM / 0.050IN	D353	D9, D9E, D9G, 594
1W3906	CONNECTING ROD BEARING	1.25MM / 0.050IN	3204	215, 931B, 943, 953, D3, D4HTSK II, D5C
2323235	CONNECTING ROD BEARING	.63MM / 0.025IN	3406E, C15, C18	24M, 365C, 365C L, 365C L MH, 374D L, 374F L, 385C, 385C FS, 385C L, 385C L MH, 390D, 390D L, 583T, 587T, 621B, 621F, 621G, 621H, 623E, 623F, 623G, 623H, 627F, 627G, 627H, 631D, 631E, 631G, 633E II

UNDERSIZE CONNECTING ROD BEARINGS (CONT.)

Part No.	Description	Undersize	Engine	Application
2323236	CONNECTING ROD BEARING	1.25MM / 0.050IN	3406E, C15, C18	24M, 365C, 365C L, 365C L MH, 374D L, 374F L, 385C, 385C FS, 385C L, 385C L MH, 390D, 390D L, 583T, 587T, 621B, 621F, 621G, 621H, 623E, 623F, 623G, 623H, 627F, 627G, 627H, 631D, 631E, 631G, 633E II
2333788	CONNECTING ROD BEARING KIT	.25MM / 0.010IN	3054C, 3054E	315C, 414E, 416D, 416E, 420D, 420E, 422E, 424D, 428D, 428E, 430D, 432D, 432E, 434E, 442D, 914G, AP-650B, AP-800D, C4.4, CB-534D, CB-564D, CD-54, CP-433E, CS-433E, CS-533E, IT14G, M313C
2333789	CONNECTING ROD BEARING KIT	.50MM / 0.020IN	3054C, 3054E	315C, 414E, 416D, 416E, 420D, 420E, 422E, 424D, 428D, 428E, 430D, 432D, 432E, 434E, 442D, 914G, AP-650B, AP-800D, C4.4, CB-534D, CB-564D, CD-54, CP-433E, CS-433E, CS-533E, IT14G, M313C
2388283	CONNECTING ROD BEARING KIT	.25MM / 0.010IN	3044C	236B, 236B3, 242B3, 246C, 252B, 252B3, 256C, 257B3, 259B3, 262C, 262C2, 267B, 268B, 272C, 277C, 277C2, 279C, 279C2, 287C, 287C2, 289C, 289C2, 297C, 299C, 303C CR, 304C CR, 305.5D, 305C CR, 305D
2388284	CONNECTING ROD BEARING KIT	.50MM / 0.020IN	3044C	236B, 236B3, 242B3, 246C, 252B, 252B3, 256C, 257B3, 259B3, 262C, 262C2, 267B, 268B, 272C, 277C, 277C2, 279C, 279C2, 287C, 287C2, 289C, 289C2, 297C, 299C, 303C CR, 304C CR, 305.5D, 305C CR, 305D
2822478	CONNECTING ROD BEARING	.25MM / 0.010IN	C9	12H, 12M 2, 12M 3, 12M 3 AWD, 140M, 140M 2, 140M 3, 140M 3 AWD, 160M, 160M 2, 160M 3, 160M 3 AWD, 2864C, 330C, 330C FM, 330C L, 330C MH, 330D, 330D FM, 330D L, 330D LN, 330D MH, 336D, 336D L, 336D LN
2822479	CONNECTING ROD BEARING	.50MM / 0.020IN	C9	12H, 12M 2, 12M 3, 12M 3 AWD, 140M, 140M 2, 140M 3, 140M 3 AWD, 160M, 160M 2, 160M 3, 160M 3 AWD, 2864C, 330C, 330C FM, 330C L, 330C MH, 330D, 330D FM, 330D L, 330D LN, 330D MH, 336D, 336D L, 336D LN
2977648	CONNECTING ROD BEARING	.25MM / 0.010IN	C4.2	311D LRR, 312D, 312D L, 313D, 314D CR, 314D LCR, 315D L, 318D L, 319D, 319D L, 319D LN, 320D, 320D FM, 320D FM RR, 320D GC, 320D L, 320D LN, 320D LRR, 320D RR, 321D LCR, 323D L, 323D LN, 323D SA
2977649	CONNECTING ROD BEARING	.50MM / 0.020IN	C4.2	311D LRR, 312D, 312D L, 313D, 314D CR, 314D LCR, 315D L, 318D L, 319D, 319D L, 319D LN, 320D, 320D FM, 320D FM RR, 320D GC, 320D L, 320D LN, 320D LRR, 320D RR, 321D LCR, 323D L, 323D LN, 323D SA
2M6499-010	CONNECTING ROD BEARING	.25MM / 0.010IN	D342, D342C, G342C	D8H
2M6500	CONNECTING ROD BEARING	.25MM / 0.010IN	D342, D342C, G342C	D8H
2M6501	CONNECTING ROD BEARING	.50MM / 0.020IN	D342, D342C, G342C	D8H
3079855	CONNECTING ROD BEARING KIT	.25MM / 0.010IN	3014, 3024, 3024C	216, 216B, 226B, 232B, 242B, 247B, 257B, 304.5, C2.2, CB-334E
3079856	CONNECTING ROD BEARING KIT	.50MM / 0.020IN	3014, 3024, 3024C	216, 216B, 226B, 232B, 242B, 247B, 257B, 304.5, C2.2, CB-334E
3410060	CONNECTING ROD BEARING	.63MM / 0.025IN	C27, C32	3412D, 773F, 773G, 773G LRC, 775F, 775G, 775G LRC, 777C, 777D, 777F, 777G, 844H, 844K, 854K, 990H, 990K, 992K, 993K, AD55B, AD60, D10N, D10R, D10T, D10T2, D11R, D11T
4587918	CONNECTING ROD BEARING KIT	.25MM / 0.010IN	C6.6, C7.1	AP-100F, AP-1055F, 815, 816, 816K
4587939	CONNECTING ROD BEARING KIT	.50MM / 0.020IN	C6.6, C7.1	AP-100F, AP-1055F, 815, 816, 816K
4587940	CONNECTING ROD BEARING KIT	.75MM / 0.030IN	C6.6, C7.1	120M, 120M 2, 12M, 2384C, 2470C, 2484C, 2570C, 2670C, 320D GC, 320D L, 320D2, 320D2 GC, 320D2 L, 320E, 320E L, 320E LN, 320E LRR, 320E RR, 323D L, 323D2 L, 323E L, 324E, 324E L, 324E LN, 329E, 329E L
4687770	CONNECTING ROD BEARING KIT	.75MM / 0.030IN	C4.4	
4P9945	CONNECTING ROD BEARING KIT	.25MM / 0.010IN	3054B	416B, 416C, 416D, 420D, 424D, 426C, 428C, 428D, 430D, 432D, 436C, 438C, 438D, 442D, BG-225B, CB-534B, CP-433C, CS-431C, PS-300B, TH83
4P9946	CONNECTING ROD BEARING KIT	.50MM / 0.020IN	3054B	416B, 416C, 416D, 420D, 424D, 426C, 428C, 428D, 430D, 432D, 436C, 438C, 438D, 442D, BG-225B, CB-534B, CP-433C, CS-431C, PS-300B, TH83
4P9947	CONNECTING ROD BEARING KIT	.75MM / 0.030IN	3054B	416B, 416C, 416D, 420D, 424D, 426C, 428C, 428D, 430D, 432D, 436C, 438C, 438D, 442D, BG-225B, CB-534B, CP-433C, CS-431C, PS-300B, TH83
4W5693	CONNECTING ROD BEARING	.63MM / 0.025IN	D348	777
4W5694	CONNECTING ROD BEARING	1.25MM / 0.050IN	D348	777

Part numbers are used for reference purposes only.

Costex Tractor Parts Copyright © 2023. All rights reserved.

UNDERSIZE CONNECTING ROD BEARINGS (CONT.)

Part No.	Description	Undersize	Engine	Application
4W5697	CONNECTING ROD BEARING	1.25MM / 0.050IN	D348	777
4W5702	CONNECTING ROD BEARING	.63MM / 0.025IN	3406, 3406B, 3406C, 3408, 3408B, 3408C, 3408E, 3412, 3412C, 3412E	16G, 245, 24H, 5110B, 578, 589, 621E, 623E, 627E, 631D, 631E, 631G, 633E II, 637D, 637E, 637G, 651E, 657E, 769C, 769D, 771C, 771D
4W5702-030	CONNECTING ROD BEARING	.75MM / 0.030IN	3406, 3406B, 3406C, 3408, 3408B, 3408C, 3408E, 3412, 3412C, 3412E	16G, 245, 24H, 5110B, 578, 589, 621E, 623E, 627E, 631D, 631E, 631G, 633E II, 637D, 637E, 637G, 651E, 657E, 769C, 769D, 771C, 771D
4W5703	CONNECTING ROD BEARING	1.25MM / 0.050IN	3406, 3406B, 3406C, 3408, 3408B, 3408C, 3408E, 3412, 3412C, 3412E	16G, 245, 24H, 5110B, 578, 589, 621E, 623E, 627E, 631D, 631E, 631G, 633E II, 637D, 637E, 637G, 651E, 657E, 769C, 769D, 771C, 771D
517795	CONNECTING ROD BEARING	.50MM / 0.020IN	3066	311, 311B, 311C, 312B, 312C, 312C L, 314C, 318C, 319C, 320 L, 320B, 320C, 320C FM, 320C L, 320D, 320D LRR, 321C, 323D L, 323D LN
517796	CONNECTING ROD BEARING	.75MM / 0.030IN	3066	311, 311B, 311C, 312B, 312C, 312C L, 314C, 318C, 319C, 320 L, 320B, 320C, 320C FM, 320C L, 320D, 320D LRR, 321C, 323D L, 323D LN
6207-37-3600	CONNECTING ROD BEARING KOMATSU®	.75MM / 0.030IN	S4D95L, S6D95L, SA6D95L, SAA6D95LE	
6207-38-3600	CONNECTING ROD BEARING KOMATSU®	.50MM / 0.020IN	S4D95L, S6D95L, SA6D95L, SAA6D95LE	
6207-39-3600	CONNECTING ROD BEARING KOMATSU®	.25MM / 0.010IN	S4D95L, S6D95L, SA6D95L, SAA6D95LE	
6210-37-3041	CONNECTING ROD BEARING KOMATSU®	.75MM / 0.030IN	S6D140, SA6D132, SA6D140, SA6D140A	HM350, HM400
6754-32-3420	CONNECTING ROD BEARING KOMATSU®	.75MM / 0.030IN	SA6102-1AC, SAA4D107E, SAA6D102E, SAA6D107E,	PC200, PC200LL, PC220, PC220LL, PC240, PC270, PC290, WA250, WA320, WA380
7C6976	CONNECTING ROD BEARING	.25MM / 0.010IN	3114, 3116	120H, 120H ES, 120H NA, 120K, 120K 2, 12K, 12M, 135H, 135H NA, 140G, 140K, 140K 2, 140M, 160K, 211B, 214B, 30/30, 3126, 3126B, 3126E, 320 L, 320B, 322B L, 322B LN, 322C, 322C FM, 324D
7C6977	CONNECTING ROD BEARING	.50MM / 0.020IN	3114, 3116, 3126, 3126B, 3126E	120H, 120H ES, 120H NA, 120K, 120K 2, 12K, 12M, 135H, 135H NA, 140G, 140K, 140K 2, 140M, 160K, 211B, 214B, 30/30, 320 L, 320B, 322B L, 322B LN, 322C, 322C FM, 324D, 324
7C6978	CONNECTING ROD BEARING	.75MM / 0.030IN	3116	214B, 320 L, 918F, E200B, E240C
7E0558	CONNECTING ROD BEARING	.63MM / 0.025IN	3406, 3406B, 3406C, 3406E, 3456	16G, 16H NA, 245B, 375, 375 L, 385B, 5080, 5090B, 578, 583R, 587R, 621E, 621F, 621G, 623E, 623F, 623G, 627B, 627E, 627F, 627G, 651B, 657B, 735, 740, 814B, 824C, 824G
7E0559	CONNECTING ROD BEARING	1.25MM / 0.050IN	3406, 3406B, 3406C, 3406E, 3456	16G, 16H NA, 245B, 375, 375 L, 385B, 5080, 5090B, 578, 583R, 587R, 621E, 621F, 621G, 623E, 623F, 623G, 627B, 627E, 627F, 627G, 651B, 657B, 735, 740, 814B, 824C, 824G
7E7721	CONNECTING ROD BEARING	.50MM / 0.020IN	3176, 3176B	75, 75C, 85C, R1700 II
7N2583	CONNECTING ROD BEARING	1.25MM / 0.050IN	D348	992
7W2136-010	CONNECTING ROD BEARING	.25MM / 0.010IN	D340, D343, 1693	D4, D5, D6 44A
7W2136-020	CONNECTING ROD BEARING	.50MM / 0.020IN	D340, D343, 1693	16, 619C, 768B, 769B, 983, 824B, 834, 631C
7W2136-030	CONNECTING ROD BEARING	.75MM / 0.030IN	D340, D343, 1693	16, 619C, 768B, 769B, 983, 824B, 834, 631C
7W4817	CONNECTING ROD BEARING	.25MM / 0.010IN	3056, 3056E	214, 224, 550B, 560B, 564, 574B, 924G, 924GZ, 930G, AP-655C, BB-760, CP-573E, CP-663E, CS-563E, CS-583E, CS-663E, CS-683E, IT28G, M316C, M318C, M318C MH, M322C
7W4819	CONNECTING ROD BEARING	.75MM / 0.030IN	3056, 3056E	214, 224, 550B, 560B, 564, 574B, 924G, 924GZ, 930G, AP-655C, BB-760, CP-573E, CP-663E, CS-563E, CS-583E, CS-663E, CS-683E, IT28G, M316C, M318C, M318C MH, M322C
8N5339	CONNECTING ROD BEARING	.63MM / 0.025IN	D343, G343	619C

UNDERSIZE CONNECTING ROD BEARINGS (CONT.)

Part No.	Description	Undersize	Engine	Application
8N5436	CONNECTING ROD BEARING	1.25MM / 0.050IN	3406	16G, 245, D3, 621B,
8N6308-040	CONNECTING ROD BEARING	1.00MM / 0.040IN	3204	215, 931B, 943, 953, D3, D4HTSK II, D5C
8N7770	CONNECTING ROD BEARING	.63MM / 0.025IN	D379, D379B, D398B, G379, G398, G399	
8N7771	CONNECTING ROD BEARING	1.25MM / 0.050IN	D379B, G398, G399	GENERATOR, INDUSTRIAL
8N7933-010	CONNECTING ROD BEARING	.25MM / 0.010IN	D339	D6600, D7700, D8800, D8841
8N7933-020	CONNECTING ROD BEARING	.50MM / 0.020IN	D339	D6600, D7700, D8800, D8841
8N7933-030	CONNECTING ROD BEARING	.75MM / 0.030IN	D339	D6600, D7700, D8800, D8841
8N7933-040	CONNECTING ROD BEARING	1.00MM / 0.040IN	D339	D6600, D7700, D8800, D8841
8N7934	CONNECTING ROD BEARING	.63MM / 0.025IN	D339	D6600, D7700, D8800, D8841
8N7935	CONNECTING ROD BEARING	1.25MM / 0.050IN	D339	D6600, D7700, D8800, D8841
8N8221	CONNECTING ROD BEARING	.25MM / 0.010IN	3304, 3304B, 3306, 3306B, 3306C	120G, 12G, 12H, 12H ES, 12H NA, 130G, 140G, 140H, 140H ES, 140H NA, 143H, 14G, 14H NA, 160G, 160H, 160H ES, 160H NA, 163H NA, 1673C, 235, 235B, 330, 330 FM L, 330 L
8N8222	CONNECTING ROD BEARING	.50MM / 0.020IN	3304, 3304B, 3306, 3306B, 3306C	120G, 12G, 12H, 12H ES, 12H NA, 130G, 140G, 140H, 140H ES, 140H NA, 143H, 14G, 14H NA, 160G, 160H, 160H ES, 160H NA, 163H NA, 1673C, 235, 235B, 330, 330 FM L, 330 L
8N8223	CONNECTING ROD BEARING	.75MM / 0.030IN	3304, 3304B, 3306, 3306B, 3306C	120G, 12G, 12H, 12H ES, 12H NA, 130G, 140G, 140H, 140H ES, 140H NA, 143H, 14G, 14H NA, 160G, 160H, 160H ES, 160H NA, 163H NA, 1673C, 235, 235B, 330, 330 FM L, 330 L
8N8223-040	CONNECTING ROD BEARING	1.00MM / 0.040IN	3304, 3304B, 3306, 3306B, 3306C	120G, 12G, 12H, 12H ES, 12H NA, 130G, 140G, 140H, 140H ES, 140H NA, 143H, 14G, 14H NA, 160G, 160H, 160H ES, 160H NA, 163H NA, 1673C, 235, 235B, 330, 330 FM L, 330 L
8N8223-050	CONNECTING ROD BEARING	1.25MM / 0.050IN	3304, 3304B, 3306, 3306B, 3306C	120G, 12G, 12H, 12H ES, 12H NA, 130G, 140G, 140H, 140H ES, 140H NA, 143H, 14G, 14H NA, 160G, 160H, 160H ES, 160H NA, 163H NA, 1673C, 235, 235B, 330, 330 FM L, 330 L
8N8223-060	CONNECTING ROD BEARING	1.50MM / 0.060IN	3304, 3304B, 3306, 3306B, 3306C	120G, 12G, 12H, 12H ES, 12H NA, 130G, 140G, 140H, 140H ES, 140H NA, 143H, 14G, 14H NA, 160G, 160H, 160H ES, 160H NA, 163H NA, 1673C, 235, 235B, 330, 330 FM L, 330 L
9F8580-010	CONNECTING ROD BEARING	.25MM / 0.010IN	D315	955C, 977D
9F8580-020	CONNECTING ROD BEARING	.50MM / 0.020IN	D315	955C, 977D
9F8581	CONNECTING ROD BEARING	.75MM / 0.030IN	D315	955C, 977D
9F8581-050	CONNECTING ROD BEARING	1.25MM / 0.050IN	D315	955C, 977D
9N5920	CONNECTING ROD BEARING	.25MM / 0.010IN	3208	225, 227, 613B, 613C, FB221, PR-1000, PS-500
9N5921	CONNECTING ROD BEARING	.50MM / 0.020IN	3208T, 3208	225, 225B, 225D, 229, 231D, CB-614, CP-533, CS-553, PS-500, 613B, 613C
9N5921-030	CONNECTING ROD BEARING	.75MM / 0.030IN	3208T, 3208	225, 225B, 225D, 229, 231D, CB-614, CP-533, CS-553, PS-500, 613B, 613C
9N5921-040	CONNECTING ROD BEARING	1.00MM / 0.040IN	3208T, 3208	225, 225B, 225D, 229, 231D, CB-614, CP-533, CS-553, PS-500, 613B, 613C
9N5922	CONNECTING ROD BEARING	1.25MM / 0.050IN	3208T, 3208	225, 227

Part numbers are used for reference purposes only.

Costex Tractor Parts Copyright © 2023. All rights reserved.



**UNDERSIZE CONNECTING ROD BEARINGS (CONT.)**

Part No.	Description	Undersize	Engine	Application
9N5924	CONNECTING ROD BEARING	.25MM / 0.010IN	3208	INDUSTRIAL, MARINE
9N5925	CONNECTING ROD BEARING	.50MM / 0.020IN	3208	INDUSTRIAL, MARINE
9N5926	CONNECTING ROD BEARING	1.25MM / 0.050IN	3208	INDUSTRIAL, MARINE
9Y6190	CONNECTING ROD BEARING KIT	1.25MM / 0.050IN	3406B, 3408, 3408B, 3408C, 3408E, 3412, 3412C, 3412E	24H, 5110B, 589, 631D, 631E, 631G, 633E II, 637E, 637G, 651E, 657E, 69D, 769C, 769D, 771C, 771D, 773B, 773D, 773E, 775B, 775D, 775E, 834B, 836
9Y7735-010	CONNECTING ROD BEARING	.25MM / 0.010IN	3406, 3406B, 3406C, 3406E, G3406	16G, 16H NA, 245B, 375, 375 L, 5080, 578, 621E, 621F, 623E, 627E, 627F, 826C, 980C, 980F, 980G, 980G II, C-15, CB-614, D350E II, D400E II, D8N, R2900, RR-250, SS-250
9Y9497-010	CONNECTING ROD BEARING	.25MM / 0.010IN	3406, 3406B, 3408, 3408B, 3408C, 3408E, 3412, 3412C, 3412E,	16G, 245, 5110B, 578, 589, 621E, 623E, 627E, 631E, 637E, 651E, 657E, 69D, 772B, 775B, 826C, 836, 980C, 988B, 992C, AD40, AD45, AE40, AE40 II
9Y9497-020	CONNECTING ROD BEARING	.50MM / 0.020IN	3406, 3406B, 3408, 3408B, 3408C, 3408E, 3412, 3412C, 3412E,	16G, 245, 5110B, 578, 589, 621E, 623E, 627E, 631E, 637E, 651E, 657E, 69D, 772B, 775B, 826C, 836, 980C, 988B, 992C, AD40, AD45, AE40, AE40 II

**UNDERSIZE & OVERSIZE CONNECTING ROD BEARINGS**

Part No.	Description	Undersize	Engine	Application
1077333	CONNECTING ROD BEARING	STD	.25MM / 0.010IN	3508, 3508B, 3508C, 3512, 3512B, 3512C, 3516, 3516B, 3516C
2333790	CONNECTING ROD BEARING	.75MM / 0.030IN	.75MM / 0.030IN	3054C, 3054E
8N7772	CONNECTING ROD BEARING	STD	.25MM / 0.010IN	D379B, G398, G399
8N7773	CONNECTING ROD BEARING	.63MM / 0.025IN	.25MM / 0.010IN	D379B, G398, G399
8N7774	CONNECTING ROD BEARING	1.25MM / 0.050IN	.25MM / 0.010IN	D379B, G398, G399

**CONNECTING ROD BEARING KITS**

Part No.	Description	Engine	Equipment
4367781	CONNECTING ROD BEARING KIT	C6.6, C7.1	525D, 535D, 545D, 555D
1566978	CONNECTING ROD BEARING KIT	3013, 3013C, C1.1, C1.5, C2.2	302.5, 303.5, CB-214D, CB-214E, CB-22, CB-334D, CB-334E, CB-335D, CB-34, CB22B, CB24B, CB32B, CC24B
1731272	CONNECTING ROD BEARING KIT	3034	216, 236, 247, 248, 267, 287, 906
2257781	CONNECTING ROD BEARING KIT	3054C, 3054E, C4.4	315C, 414E, 416D, 416E, 420D, 420E, 422E, 424D, 428D, 428E, 430D, 432D, 432E, 434E, 442D, 914G, AP-650B, AP-800D, CB-534D, CB-564D, CD-54, CP-433E, CS-433E, CS-533E, IT14G, M313C
2388282	CONNECTING ROD BEARING KIT	3044C	236B, 236B3, 242B3, 246C, 252B, 252B3, 256C, 257B3, 259B3, 262C, 262C2, 267B, 268B, 272C, 277C, 277C2, 279C, 279C2, 287C, 287C2, 289C, 289C2, 297C, 299C, 303C CR, 304C CR, 305.5D, 305C CR, 305D
3532748	CONNECTING ROD BEARING KIT	C3.3	
3601564	CONNECTING ROD BEARING KIT	C6.6	120M, 120M 2, 12M, 2384C, 2470C, 2484C, 2570C, 2670C, 320D GC, 320D L, 320D2, 320D2 GC, 320D2 L, 320E, 320E L, 320E LN, 320E LRR, 320E RR, 323D L, 323D2 L, 323E L, 324E, 324E L, 324E LN, 329E, 329E L

**CONNECTING ROD BEARING KITS (CONT.)**

Part No.	Description	Engine	Equipment
3603986	CONNECTING ROD BEARING KIT	3054C	312D2, 312D2 GC, 312D2 L, 312E, 312E L, 313D2, 313D2 LGR, 314E CR, 314E LCR, 316E L, 318D2 L, 318E L, 414E, 416E, 416F, 420E, 420F, 422E, 422F, 428D, 428E, 428F, 430D, 430E, 430F, 432E, 432F
4P9944	CONNECTING ROD BEARING KIT	3054B	416B, 416C, 416D, 420D, 424D, 426C, 428C, 428D, 430D, 432D, 436C, 438C, 438D, 442D, BG-225B, CB-534B, CP-433C, CS-431C, PS-300B, TH83

**CONNECTING ROD BUSHINGS**

Part No.	Description	Engine	Equipment
1181655	CONNECTING ROD BUSHING	3508, 3508B, 3508C, 3512, 3512B, 3512C, 3516, 3516B, 3516C	5130, 5130B, 5230, 5230B, 776C, 776D, 777, 777B, 777C, 777D, 784B, 784C, 785, 785B, 785C, 789, 789B, 789C, 789D, 793B, 793C, 793D, 797, 797B
1243531	CONNECTING ROD BUSHING	3054, 3056	914G, IT14G, M312, M315
1282958	CONNECTING ROD BUSHING	3044C, 3046	236B, 236B3, 242B3, 246C, 252B, 252B3, 256C, 257B3, 259B3, 262C, 262C2, 267B, 268B, 272C, 277C, 277C2, 279C, 279C2, 287C, 287C2, 289C, 289C2, 297C, 299C, 315B, 315C, 317B LN, 318B, 906, 906H
1382048	CONNECTING ROD BUSHING	3054, 3054B, 3056, 3056E	312B L, 312C, 315B L, 416C, 416D, 420D, 424D, 426C, 428D, 430D, 432D, 436C, 438D, 442D, 550B, 554, 560B, 564, 574B, 924G, 924GZ, 930G, AP-655C, AP-800C, BB-760, BG-225B
1540869	CONNECTING ROD BUSHING	3013, 3013C, 3014, 3024, 3024C, C2.2	216, 216B, 216B3, 226B, 226B3, 232B, 242B, 247B, 247B3, 257B, 302.5, 303.5, 304.5, 902, AP-255E, BB-621C, C1.1, C1.5, C2.2, CB-214D, CB-214E, CB-22, CB-334D, CB-334E
1608194	CONNECTING ROD BUSHING	C9	12H, 140M, 140M 2, 160M, 160M 2, 2290, 2390, 2391, 2491, 2590, 330C, 330C FM, 330C L, 330C MH, 330D, 330D FM, 330D L, 330D LN, 330D MH, 336D, 336D L, 336D LN, 336D2, 336D2 L, 340D L, 340D2 L, 511, 521
1888543	CONNECTING ROD BUSHING	3034	216, 228, 236, 247, 248, 267, 287, 906
1M6107	CONNECTING ROD BUSHING	1693, D343, G343	631C, 641, 651, 657, 657B, 666, 769, 824B, 825B, 834
1W9166	CONNECTING ROD BUSHING	3508, 3512, 3516, G3512, G3516	785
2255438	CONNECTING ROD BUSHING	3054, 3054B, 3054C, 3054E, 3056, 3056E	312D2, 312D2 GC, 312D2 L, 313D2, 313D2 LGR, 315C, 318D2 L, 414E, 416D, 416E, 416F, 420D, 420E, 420F, 422E, 422F, 424D, 426C, 428D, 428E, 428F, 430D, 430E, 430F
2255965	CONNECTING ROD BUSHING	C27, C32	773F, 775F, 777D, 777F, 844H, 854K, 990H, 992K, 993K, AD55B, D10N, D10R, D10T, D11R, D11T, TH48-E70
2767478	CONNECTING ROD BUSHING	C6.6	120M, 120M 2, 12M, 2384C, 2470C, 2484C, 2570C, 2670C, 312E, 312E L, 314E CR, 314E LCR, 316E L, 318E L, 320D GC, 320D L, 320D2, 320D2 GC, 320D2 L, 320E, 320E L, 320E LN, 320E LRR, 320E RR, 323D L, 323D
2941748	CONNECTING ROD BUSHING	C6.4	311D LRR, 312D, 312D L, 313D, 314D CR, 314D LCR, 315D L, 318D L, 319D, 319D L, 319D LN, 320D, 320D FM, 320D FM RR, 320D GC, 320D L, 320D LN, 320D LRR, 320D RR, 321D LCR, 323D L, 323D LN, 323D SA
2964663	CONNECTING ROD BUSHING	C6.4, S6KT	311D LRR, 312D, 312D L, 313D, 314D CR, 314D LCR, 315D L, 318D L, 319D, 319D L, 319D LN
2W0027	CONNECTING ROD BUSHING	3114, 3116, 3126, 3126B, 3126E	120H, 120H ES, 120H NA, 120K, 120K 2, 12K, 12M, 135H, 135H NA, 140G, 140K, 140K 2, 140M, 160K, 211B, 214B, 30/30, 320 L, 320B, 322 LN, 322B L, 322B LN, 322C, 322C FM
3202352	CONNECTING ROD BUSHING	G3406, G3408, G3408B, G3408C, G3412, G3412C	583R, CG137-08, CG137-12, D8R, D8R II,
3775237	CONNECTING ROD BUSHING	3512B, 3512C, 3516B, 3516C	785D, 789C, 789D, 793C, 793D, 797, 797B, 994F, 994H, G3516H, PM3516, SPF343C, TH48-E80, XQC1200, XQC1600
4M9183	CONNECTING ROD BUSHING	D342, D342C, D8H, G342C	D8K
4P8495	CONNECTING ROD BUSHING	3406, 3406B, 3406C, 3408, 3408B, 3408C, 3408E, 3412, 3412C, 3412E	16G, 16H NA, 24H, 375, 375 L, 5080, 5110B, 578, 583R, 587R, 589, 621E, 621F, 623E, 623F, 627B, 627E, 627F, 631D, 631E, 631G, 633E II
5I7539	CONNECTING ROD BUSHING	3064, 3066	311, 311B, 311C, 312B, 312C, 312C L, 314C, 318C, 319C, 320 L, 320B, 320C, 320C FM, 320C L, 320D, 320D LRR, 321C, 323D L, 323D LN
6732-31-3132	CONNECTING ROD BUSHING KOMATSU®	STD	S4D102E, S6D102E, S6D102E1, SA6D102E, SAA4D102E, SAA4D107E, SAA6D102E, SAA6D107E
676158	CONNECTING ROD BUSHING	6.354	213

Part numbers are used for reference purposes only.

Costex Tractor Parts Copyright © 2023. All rights reserved.

## CONNECTING ROD BUSHINGS (CONT.)

Part No.	Description	Engine	Equipment
6I2726	CONNECTING ROD BUSHING	3406B, 3406C, 3406E, 3456	375 L, 385B, 5090B, 578, 583R, 621G, 623G, 627G, 651B, 735, 824C, 824G, 825G, 826C, 826G, 834G, 836G, 980C, 980G, 988G, C-15, C-16, C16, D8N, D8R, D8R II, PM3456
7W2510	CONNECTING ROD BUSHING	3054, 3056	212, 224, 312, 315, 317, 416B, 416C, 426B, 426C, 428, 428B, 428C, 436C, 438C, AP-800C, BG-225B, CB-534B, CB-534C, CB-535B, CP-433C, CS-431C, PS-200B, PS-300B, RT50, TH103, TH62, TH63, TH82
8N0701	CONNECTING ROD BUSHING	3208	225, 613B, CS-551, FB221, PR-1000, PS-500
8N0702	CONNECTING ROD BUSHING	G3304, G3306	920, 955L, D6R II
8N0703	CONNECTING ROD BUSHING	1673C, 3306	571G, 621R, 637D, D7F, D7G
8N0705	CONNECTING ROD BUSHING	3406, 3408, 3412	621B, 623B, 631D, 633D, 637D, 639D, 733B, 825C, 826C, 834B, 980C, 983C, 988B, 992C, D8L
8N0706	CONNECTING ROD BUSHING	3406, 3406B, 3406C	637D, 988B
8N2275	CONNECTING ROD BUSHING	D379B, D398, D9H, G398, G399	INDUSTRIAL
9F1848	CONNECTING ROD BUSHING	D315	955C, 977D
9N5082	CONNECTING ROD BUSHING	3204, 3208	215, 225, 227, 613B, 613C, 931B, 943, 953, D3, D4HTSK II, D5C, PR-1000, PS-500

## CAMSHAFT BUSHINGS

Part No.	Description	Engine	Equipment
1011198	CAMSHAFT BUSHING	3508, 3508B, 3508C, 3512, 3512B, 3512C, 3516, 3516B, 3516C, 5130B, 5230B	776D, 777, 777B, 777C, 777D, 784C, 785, 785B, 785C, 785D, 789, 789B, 789C, 789D, 793C, 793D, 797, 797B, 854G, 992G, 994D, 994F.
1161359	CAMSHAFT BUSHING	3508, 3508B, 3508C, 3512, 3516, 3516B	5130, 5230, 5230B, 776C, 784B, 785, 785B, 789B, 793B, 994, D11N, D11R, G3508, G3508B, G3512, G3512B, G3512E, G3516, G3516B, G3516C, G3516E, G3516H, PM3512, PM351
1878969	CAMSHAFT BUSHING	C13	14M, 16M, 345C, 345C L, 345C MH, 345D, 345D L, 345D L VG, 349D, 349D L, 349E, 349E L, 349E L HVG, 349E L VG, 349F L, 621H, 621K, 623H, 623K, 623K LRC, 627H, 627K, 627K LRC, 725, 730, 730C, 966H, 972H
1W5920	CAMSHAFT BUSHING	3204	215, 931B, 943, 953, D3, D4HTSK II, D5C
2035805	CAMSHAFT BUSHING (CENTER)	C9	D6R
2036090	CAMSHAFT BUSHING (REAR)	C9	12H, 12M 2, 12M 3, 12M 3 AWD, 140M, 140M 2, 140M 3, 140M 3 AWD, 160M, 160M 2, 160M 3, 160M 3 AWD, 2290, 2390, 2391, 2491, 2590, 2864C, 330C, 330C FM, 330C L, 330C MH, 330D, 330D FM, 330D L, 330D LN
2165582	CAMSHAFT BUSHING	3406E, 3456	24M, 365C, 365C L, 365C L MH, 374D L, 374F L, 385B, 385C, 385C FS, 385C L, 385C L MH, 390D, 390D L, 390F L, 5090B, 583T, 587T, 621B, 621G, 623G, 627F, 627G, 631D, 631E, 631G, 633E II
2165583	CAMSHAFT BUSHING (CENTER)	3176C, 3196, C-10, C-12, C12	140H, 143H, 14H, 160H, 163H, 16H, 345B, 345B II, 345B II MH, 345B L, 365B, 365B II, 365B L, 480, 572R II, 65E, 725, 730, 75E, 814F, 815F, 816F, 85E, 95E, 966G II, 972G II,
2165584	CAMSHAFT BUSHING (FRONT)	3176C, 3196, C-10, C-12, C12	140H, 143H, 14H, 160H, 163H, 16H, 345B, 345B II, 345B II MH, 345B L, 365B, 365B II, 365B L, 480, 572R II, 65E, 725, 730, 75E, 814F, 815F, 816F, 85E, 95E, 966G II, 972G II,
2165585	CAMSHAFT BUSHING (REAR)	3176C, 3196, C-10, C-12, C12	140H, 143H, 14H, 160H, 163H, 16H, 345B, 345B II, 345B II MH, 345B L, 365B, 365B II, 365B L, 480, 572R II, 65E, 725, 730, 75E, 814F, 815F, 816F, 85E, 95E, 966G II, 972G II,
2165586	CAMSHAFT BUSHING (FRONT)	C9	120H, 120H ES, 120H NA, 120K, 120K 2, 12H, 12K, 12M, 12M 2, 12M 3, 12M 3 AWD, 135H, 135H NA, 140G, 140K, 140K 2, 140M, 140M 2, 140M 3, 140M 3 AWD, 160K, 160M, 160M 2, 160M 3, 160M 3 AWD, 2290, 2390
2H2330	CAMSHAFT BUSHING	D353C	594, D9E, D9G, D9H
2H7878	CAMSHAFT BUSHING	D353C	594, D9E, D9G, D9H
2W7213	CAMSHAFT BUSHING	3114, 3116, 3126, 3126B, 3126E	120H, 120H ES, 120H NA, 120K, 120K 2, 12K, 12M, 135H, 135H NA, 140G, 140K, 140K 2, 140M, 160K, 211B, 214B, 30/30, 320 L, 320B, 322 LN, 322B L, 322B LN, 322C, 322C FM

## CAMSHAFT BUSHINGS (CONT.)

Part No.	Description	Engine	Equipment
4H9640	CAMSHAFT BUSHING	D342, D342C	583H, 583K, 630B, D8H, D8K, G342C
4N0685	CAMSHAFT BUSHING	3406, 3406B, 3406C, 3408, 3408B, 3408C, 3408E, 3412, 3412C, 3412D, 3412E	16G, 16H NA, 245, 245B, 245D, 24H, 375, 375 L, 5080, 5110B, 578, 583R, 587R, 589, 621, 621B, 621E, 621F, 623E, 623F, 627B
4N6658	CAMSHAFT BUSHING	3406, 3406B, 3406C, 3408, 3408B, 3408C, 3408E, 3412, 3412C, 3412D, 3412E	16G, 16H NA, 245, 245B, 245D, 24H, 375, 375 L, 5080, 5110B, 578, 583R, 587R, 589, 621, 621B, 621E, 621F, 623E, 623F, 627B
5I7528	CAMSHAFT BUSHING	C13	311, 311B, 311C, 311D LRR, 312, 312B, 312C, 312C L, 312D, 312D L, 313D, 314C, 314D CR, 314D LCR, 315, 315B, 315C, 315D L, 317B LN, 318B, 318C, 318D L, 319C, 319D, 319D L, 319D LN, 320, 320 L, 320B
5I7529	CAMSHAFT BUSHING	C13	311, 311B, 311C, 311D LRR, 312, 312B, 312C, 312C L, 312D, 312D L, 313D, 314C, 314D CR, 314D LCR, 315, 315B, 315C, 315D L, 317B LN, 318B, 318C, 318D L, 319C, 319D, 319D L, 319D LN, 320, 320 L, 320B
5L2894	CAMSHAFT BUSHING	D379A, D379B, D398A, D398B, D399, G379, G398, G399	INDUSTRIAL
5M3560	CAMSHAFT BUSHING	D343	631C, 633C, 651, 657, 657B, 666, 769, 824
5M3603	CAMSHAFT BUSHING	D343	631C, 633C, 651, 657, 657B, 666, 769, 824
7F8294	CAMSHAFT BUSHING	D315	955C, 977D
7F8295	CAMSHAFT BUSHING	D315	955C, 977D
7M4046	CAMSHAFT BUSHING	3304, 3306	120B, 120G, 12E, 12G, 12H, 12H ES, 12H NA, 130G, 140B, 140G, 140H, 140H ES, 140H NA, 143H, 14G, 14H NA, 160G, 160H, 160H ES, 160H NA, 163H NA, 1673B, 1673C, 215B, 225, 235, 235B, 330, 330 L
7N2048	CAMSHAFT BUSHING	3508, 3512, 3516, 5130, 5230, G3508, G3512, G3516	776C, 777B, 784B, 785, 785B, 789, 789B, 793B, 994, D11N
8F8523	CAMSHAFT BUSHING	D342, D342C, G342C	583H, 583K, D8H, D8K
8N4110	CAMSHAFT BUSHING	3304, 3304B, 3306, 3306B, 3306C	120G, 12G, 12H, 12H ES, 12H NA, 130G, 140B, 140G, 140H, 140H ES, 140H NA, 143H, 14G, 14H NA, 160G, 160H, 160H ES, 160H NA, 163H NA, 1673C, 215B, 235, 235B, 330, 330 L
9M5477	CAMSHAFT BUSHING	1673B, 1673C, D330A, D330B, D333A,	120B, 120G, 12E, 130G, 140B, 225, 235, 3304, 3306, 561B, 637D, 930, 941, 950, 955H, 955L, 966C, D4D, D5, D6C, D6D, D7F
9N5246	CAMSHAFT BUSHING	3204, 3208	215, 613C, 926, 931B, 943, CS-551, D4HTSK II, E180, FB221, PR-1000, PS-500
2944916	CRANKSHAFT BUSHING	3013, 3013C, 3014, 3024, 3024C,	216, 216B, 216B3, 226B, 226B3, 232B, 242B, 247B, 247B3, 257B, 303.5, 304.5, AP-255E, BB-621C, C1.1, C1.5, C2.2, CB-214D, CB-214E, CB-22, CB-334D, CB-334E, CB-335

## OVERSIZE CAMSHAFT BUSHING

Part No.	Description	Undersize	Oversize	Engine
2170751	CAMSHAFT BUSHING	STD	.25MM / 0.010IN	3406E, 3456
2170752	CAMSHAFT BUSHING	STD	.75MM / 0.030IN	3406E, 3456

## CAMSHAFT THRUST PLATE

Part No.	Description	Engine	Equipment
4S6417	PLATE-THRUST BALANCER	3304, 3304B, D320A, D330A, G3304, G3304B	120G, 130G, 215B, 225, 515, 517, 518C, 525, 527, 920, 936F, 941, 950, 951B, 955H, D4D, D4E, D4E SR, D4H, D4H XL, D4HTSK III, D5H, D5H XL, D5HTSK II

## BALANCE SHAFT BUSHINGS

Part No.	Description	Engine	Equipment
5I7542	BUSHING (IDLER GEAR)	3064, 3066	311B, 311C, 312C, 312C L, 314C, 318C, 319C, 320 L, 320B, 320C, 320C FM, 320C L, 320D, 320D LRR, 321B, 321C, 323D L, 323D LN
8F8521	BALANCE SHAFT BUSHING	D339	D7, D8
8F8522	BALANCE SHAFT BUSHING	D339	D7, D8

Part numbers are used for reference purposes only.

Costex Tractor Parts Copyright © 2023. All rights reserved.

**BALANCE SHAFT BUSHINGS (CONT.)**

Part No.	Description	Engine	Equipment
9M5236	BALANCE SHAFT BUSHING (END)	D320A	INDUSTRIAL
9M5237	BALANCE SHAFT BUSHING (CENTER)	D320A	INDUSTRIAL
9M5238	BALANCE SHAFT BUSHING	D330A, D330B	955H, D4D
9M5239	BALANCE SHAFT BUSHING	D330A, D330B	955H, D4D
9Y2991	BALANCE SHAFT BUSHING	3304, 3304B, G3304, G3304B	120G, 130G, 215B, 515, 517, 518C, 525, 527, CB-534, D4E SR, D4H, D4H XL, D4HTSK III, D5HTSK II,
9Y2992	BALANCE SHAFT BUSHING	3304, 3304B, G3304, G3304B	120G, 130G, 215B, 515, 517, 518C, 525, 527, CB-534, D4E SR, D4H, D4H XL, D4HTSK III, D5HTSK II,

**IDLER GEAR BUSHINGS**

Part No.	Description	Engine	Equipment
1409597	BUSHING (IDLER GEAR)	3508, 3508B, 3508C, 3512, 3512B, 3512C, 3516, 3516B, 3516C, 5130B, 5230, 5230B	776C, 776D, 777, 777B, 777C, 777D, 784C, 785, 785B, 785C, 785D, 789, 789B, 789C, 789D, 793B, 793C, 793D, 797, 797B, 854G
0676899	BUSHING (IDLER GEAR)	3054, 3054B, 3056	206, 307, 312, 312B L, 312C, 315, 315B L, 317, 416B, 416C, 416D, 420D, 424D, 426B, 426C, 428B, 428C, 428D, 430D, 432D, 436C, 438C, 438D, 442D, 554, 564, 908, 914G, 924G, 924GZ

**CAMSHAFTS I**



Part No.	Description	Engine	Equipment
1006298	CAMSHAFT AS	3116	35, 45, 525B, 533, 535B, 543, 55, 570, 580, 950G, 962G, IT62G, TK370, TK371, TK380
1007408	CAMSHAFT AS	3406B, 3406C	16G, 16H NA, 375, 375 L, 5080, 578, 583R, 587R, 621E, 621F, 623E, 623F, 627B, 627E, 627F, 814B, 824G, 825G, 826C, 826G, 980C, 980F, 980G, D350E, D400E, D8N, D8R, D8R II, HT400, PM-465
1323930	CAMSHAFT	3054	3054, 426B, CB-534B
1345276	CAMSHAFT AS	3116, 3126	120H, 120H ES, 120H NA, 135H, 135H NA, 320B, 322B L, 322B LN, 322C, 322C FM, 325B L, 539, 550, 561M, 574, 613C II, 928G, 938F, 938G, 950F, 950F II, 953C, 960F, 963B, 963C
1364335	CAMSHAFT AS	C12	TRUCK
1382013	CAMSHAFT AS	C10 C12 3176 3196	TRUCK
2048797	CAMSHAFT	C9	MARINE
2169782	CAMSHAFT AS	C9	12H, 330C, 330C FM, 330C L, 330C MH, 627G, 637D, 637G, 973C, D6R II, MTC735, TK711, TK721, TK722, TK732, TK741, TK751, TK752
2420673	CAMSHAFT AS	C9	140M, 140M 2, 160M, 160M 2, 2290, 2390, 2391, 2491, 2590, 330D, 330D FM, 330D L, 330D LN, 330D MH, 336D, 336D L, 336D LN, 336D2, 336D2 L, 340D L, 340D2 L, 511, 521, 521B, 522, 522B, 532
3327301	CAMSHAFT	3406E, C15, C16	TRUCK
3330379	CAMSHAFT	C12	TRUCK

**CAMSHAFTS (CONT.)**

Part No.	Description	Engine	Equipment
1N4406	CAMSHAFT GP	3306	120B, 12G, 12H, 12H ES, 12H NA, 140B, 140G, 140H, 140H ES, 140H NA, 143H, 14G, 14H NA, 160G, 160H, 160H ES, 160H NA, 163H NA, 1673C, 235, 235B, 235C, 235D, 3126, 330, 330 FM L, 330 L, 3306, 3306B
2W1221	CAMSHAFT	3204	215, 3204, 943, 953, D4HTSK II
2W5289	CAMSHAFT AS	3412, 3412C, 3412D, G3412	651E, 657E, 773B, 775B, 990, 992C, 992D, D10N, D9L, PM3412, PR-1000, PR-750B
2W7980	CAMSHAFT AS	3408	3408, 3408B, 3408C, 589, 631E, 637D, 637E, 657E, 769C, 771C, 834B, 988B, 988F, D9R, G3408
4N0963	CAMSHAFT GP	3408	3408, 3408B, 3408C, 589, 631D, 631E, 633D, 637D, 637E, 639D, 657E, 768C, 769C, 771C, 834B, 836, 988B, 988F, D8L, D9N, D9R, G3408
4P2942	CAMSHAFT GP	3306	12G, 12H, 12H ES, 12H NA, 140G, 140H, 140H ES, 140H NA, 160H, 160H ES, 160H NA, 1673C, 3306, 3306B, 330B L, 350, 966F, 966F II, 966G, 970F, 972G, 973, 973C, D5B, D5E, D6D, D6E, D6E SR, D6G SR, D6H
5I8068	CAMSHAFT	3066	320 L, 320B, 320N
6I2342	CAMSHAFT AS	3116	3116, 35, 45, 960F
7W3798	CAMSHAFT GP	3406B	16G, 16H NA, 245B, 245D, 3126, 3406B, 3406C, 375, 375 L, 5080, 578, 583R, 587R, 621E, 621F, 623E, 623F, 627B, 627E, 627F, 814B, 824G, 825G, 826C, 826G, 980C, 980F, 980F II, 980G, D350E, D400E
7W5426	CAMSHAFT AS	3116	214B, 3116, 320 L, 325, 613C II, 950F, 950F II, 963B, AP-1000, AP-1050, BG-2455C, BG-245C, CB-634C, CP-563, CS-531C, CS-531D, CS-533C, CS-533D, CS-563C, CS-573C, CS-583C, E240C
8N9245	CAMSHAFT AS	3406	16G, 245, 3406, 3406B, 3406C, 627E, 826C, 980C, G3406
9Y1723	CAMSHAFT	3304	3304
3107612	CAMSHAFT	C15	24M, 374F L, 735, 735B, 740, 740B, 770, 770G, 824K, 825K, 826K, 834H, 986H, 988H, CX31-C15I, TH35-C15I
3327297	CAMSHAFT	C15, C18	385C, 651B, 657E, 657G, 772, AD45B, AD55, CX31-C15I, D9T, PM-200, PM-201, RM-500, TH35-C15I
3327298	CAMSHAFT	C15, C18	24M, 365C, 365C L, 365C L MH, 374D L, 385C, 385C FS, 385C L, 385C L MH, 390D, 390D L, 583T, 587T, 621B, 621G, 623G, 627F, 627G, 631D, 631E, 631G, 633E II, 637D, 637E, 637G, 657E, 657G, 735, 740, 770
3327300	CAMSHAFT	C18	773GC
4209998	CAMSHAFT	C27, C32	GENERATOR
4210015	CAMSHAFT	C27, C32	GENERATOR
4210049	CAMSHAFT	C27, C32	777C, 777D, 777F, 777G, 854K, 992K, 993K, D11R, D11T
4210071	CAMSHAFT	C27, C32	777C, 777D, 777F, 777G, 854K, 992K, 993K, D11R, D11T
4210087	CAMSHAFT	C27, C32	773F, 773G LRC, 775F, 775G LRC, 844H, 844K, 990H, 990K, AD55B, AD60, D10N, D10R, D10T, D10T2
4210097	CAMSHAFT	C27, C32	773F, 773G LRC, 775F, 775G LRC, 844H, 844K, 990H, 990K, AD55B, AD60, D10N, D10R, D10T, D10T2
2124288	CAMSHAFT	C7, C7.2	120K, 120K 2, 12K, 12M, 140G, 140K, 140K 2, 140M, 160K, 324D, 324D FM, 324D FM LL, 324D L, 324D LN, 325D, 325D FM, 325D FM LL, 325D L, 325D MH, 326D L, 328D LCR, 329D, 329D L, 329D LN, 525C, 535C, 545
2237468	CAMSHAFT	C11, C13	14M, 16M, 345C, 345C L, 345C MH, 345D, 345D L, 345D L VG, 349D, 349D L, 725, 730, 966H, 972H, 980C, CX31-C13I, D8N, R1600H, R1700G, RM-300, TH35-C13I, W345C MH
1713063	CAMSHAFT	C-10, C-12	140H, 143H, 14H, 160H, 163H, 16H, 572R II, 725, 730, 814F, 815F, 816F, 966G II, 972G II, CPT372, D7R II, MTC835, TK1051
2124284	CAMSHAFT	C7	325D, 329D L, 545C, 573
3327309	CAMSHAFT	3406E	D350E II, D400E II,
3603197	CAMSHAFT	3056, 3056E	924G, 924GZ, 930G, AP-655C, BB-760, CP-573E, CP-663E, CS-563E, CS-583E, CS-663E, CS-683E, IT28G, M316C, M318C, M318C MH, M322C
9Y3355	CAMSHAFT	3208	613C
9Y3352	CAMSHAFT	3204	943, D4HTSK II

Numbers in parenthesis ( ) indicate the quantity of camshaft bearings needed per camshaft installation



## CAMSHAFTS FOR KOMATSU®

Part No.	Description	Engine	Equipment
6150-41-1012	CAMSHAFT	6D125, 6D125E, SAA6D125E	D87P, DCA, EGS240, EGS300, HM300, PC400, WA470
6210-41-1012	CAMSHAFT	S6D140, S6D140E, SA6D132, SA6D140, SA6D140A, SA6D140E, SAA6D140E	6D140, DCA, EGS500, EGS570, EGS630, HM350, HM400
6735-41-1111	CAMSHAFT	6D102E, S6D102E, S6D102E1, SA6D102E, SAA6D102E	830B, DCA, GD530A/AW, PC200, PC200LL, PC200Z, PC210, PC220, PC220LL, PC250, PC270, PW200, PW220, WA320

## LIFTERS |



Part No.	Description	Engine	Equipment
1021561	LIFTER AS	D398, D398B, D399, G379A, D379B	D6H, GENERATOR, MARINE, INDUSTRIAL
1329793	LIFTER AS-VALVE	3208	PR-1000
2027475	LIFTER AS-UNIT INJECTOR	3176C, 3196	140H, 143H, 14H, 14M, 160H, 163H, 16H, 16M, 345B, 345B II, 345B II MH, 345B L, 345C, 345C L, 345C MH, 345D, 345D L, 345D L VG, 349D, 349D L, 349E, 349E L, 349E L HVG, 349E L VG, 349F L
2511005	LIFTER AS-VALVE	3176C, 3196	140H, 143H, 14H, 14M, 160H, 163H, 16H, 16M, 345B, 345B II, 345B II MH, 345B L, 345C, 345C L, 345C MH, 345D, 345D L, 345D L VG, 349D, 349D L, 349E, 349E L, 349E L HVG, 349E L VG, 349F L
2H3069	LIFTER ASSEM.	D353C, G353D	594, D9E, D9G, D9H
3467515	LIFTER AS	3508, 3508B, 3508C, 3512, 3516, 3516B, G3508, G3508B, G3512, G3512B, G3512E, G3516, G3516B, G3516C, G3516E, G3516H, G3520B, G3520C, G3520E, PM3512, PM3516	5230, 776C, 785, 785B, 789B, 994, D11R, PMG3
4223883	LIFTER AS-VALVE	3406, 3406B, 3406C, 3408, 3408B, 3408C, 3408E, 3412, 3412C, 3412D, 3412E	16G, 16H NA, 24H, 375, 375 L, 5080, 578, 583R, 587R, 621E, 621F, 623E, 623F, 627B, 627E, 627F, 631D, 631E, 631G, 633E II, 637E
4646253	LIFTER	3056E, C3.3, C7.1	140 GC, 320DII, 323D3, 924G, 928G, 930G, M316C, M318C, M322C, CP-563E, CP-573E, CP-663E, CS-563E, CS-573E, CS-583E, CS-663E
5S1220	LIFTER	D342, D342C, G342C	D8H, D8K
7C6078	LIFTER GP	3114, 3116, 3126	120H, 120H ES, 120H NA, 135H, 135H NA, 214B, 320B, 322B L, 322B LN, 322C, 322C FM, 325B L, 35, 446B, 446D, 45, 525B, 533, 535B, 539, 543, 55, 550, 561M, 570, 574, 580, 613C II, 924F
7S3161	LIFTER-VALVE	3304, 3304B, 3306, 3306	120, 120G, 12G, 12H, 12H ES, 12H NA, 130G, 140B, 140G, 140H, 140H ES, 140H NA, 143H, 14E, 14G, 14H NA, 160G, 160H, 160H ES, 160H NA, 163H NA, 1673C, 225, 235, 235B, 330, 330 L
8N1317	LIFTER	1673C, 3208, 3304, 3306	12G, 130G, 225, 518, 613B, 637D, 639D, 920, 941, 950, 955L, 977K, 980B, D4D, D5, D6D, D7G
9N5786	LIFTER-VALVE	3204, 3208	215, 225, 613B, 613C, 926, 931B, 943, 953, CS-551, D4HTSK II, IT28, IT28B, PS-500

## LINERS |



### WET LINERS

CTP wet liners are manufactured for faster Brake-in and durability. When rebuilding a Diesel engine that utilizes wet liners, machining is not required as they fit into a standard bore size. Replacing a Wet liner is a fairly simple "slip fit" installation, however liner projection is critical and must be carefully measured.

#### CTP Wet liners feature:

- Roll burnished under-the-flange radius provides superior strength and prevents fractures.
- Induction heat-treated high-grade steel or gray iron construction offers greater strength and durability.
- Precision manufacturing ensures perfectly round bores and correct cross hatch pattern for quick Brake-in and proper ring seating.

### WET LINERS

Part No.	Engine Model
1238206	3508, 3512, 3516
1260739	1693, D343

Part No.	Engine Model
1979322	3406, 3406B, 3406C, 3406E, 3408, 3408B, 3408C, 3408E, 3412, 3412C, 3412E
2117826	3508, 3508B, 3508C, 3512, 3512B, 3512C, 3516, 3516B, 3516C, 5130, 5130B, 5230, 5230B
3715941	1673C, 3306, 3306B, 3306C
4202631	3456, C-16, C16, PM3456
4695312	C7.2, C9
4695313	C9, C-9, C9.3
4695314	C-10, C12, 3176C
4695315	C11, C13
5560701	C18
4F6486	D315
6I3550	3176, 3176B
7C9522	1676
8N5676	D342, G342C
8N9174	D379B, G379A, D398B, G398, D399, G399
8S2240	1673, D330, D333
7C9522	1676

### WET LINERS FOR KOMATSU®

Part No.	Engine Model
6137-22-2210	S4D105, S6D105
6151-22-2220	6D125E, S6D125E, SA6D125E
6162-25-2210	S6D170, S6D170E, SA12V170, SA12V170E, SA6D170, SA6D170E, SAA6D170E
6211-22-2220	S6D140, S6D140E, SA12V140, SA6D140, SA6D140A, SA6D140E, SAA12V140E, SAA6D140E

### DRY LINERS / REPAIR SLEEVES

There are several types of dry liners and repair sleeves;

**Flanged dry liner**, this is a slip type fit, where machining of the block is not required, the flange holds the liner in place, the inside bore is finished and honed.

**Interference fit dry liners**; these liners must be pressed in place after removing the old liner from the block, some come prefinished and honed.

**Repair sleeves**, where the block must be bored to accept this type of sleeve, these are interference fit and require pressing, repair sleeves do not come with finished or honed ID. \*

#### CTP Dry liners feature:

- High-grade steel or gray iron construction for durability and strength.
- Precise and uniform outside dimension for ease of installation.
- Pre-finished bore liners have accurate cross hatch pattern finish for quick Brake-in and proper ring seating. \*

### DRY ENGINE LINER

Part No.	Application	I.D.	O.D.	Length	Flange O.D.
1W8311	4.236, 3054	98.50mm	103.21mm	227.55mm	106.40mm
7C3182	4.236	98.47mm	104.20mm	226.44mm	107.33mm
1111815	3054, 3054B, 3056, 3056E	100.00mm	104.23mm	227.50mm	107.44mm
6I0164	3054, 3056	100.00mm	104.23mm	226.44mm	107.44mm



## DRY ENGINE LINER FOR KOMATSU®

Part No.	Application	I.D.	O.D.	Length	Flange O.D.
6138-21-2220	S6D110, SA6D110	110.00mm	115.03mm	226.20mm	119.90mm

## DRY LINERS / SLEEVES WITH NO FLANGE

Part No.	Application	I.D.	O.D.	Length
1077604	3126, 3126B, 3126E, C7, C7.2	109.16mm	114.83mm	196.85mm
1227311	3046	93.25mm	98.05mm	185.50mm
105RS	3054C, 3054E, C4.4 C6.6 (Semi-Finished)	103.90mm	109.70mm	261.00mm
517523	3064, 3066, C4.2, C6.4	101.00mm	105.070mm	195.50mm
7C6208	3114, 3116	104.00mm	109.86mm	196.80mm
9N6275	3204, 3208	113.40mm	119.18mm	196.85mm

## DRY LINERS / SLEEVES WITH NO FLANGE FOR KOMATSU®

Part No.	Application	I.D.	O.D.	Length
6736-29-2110	4D102E, 6D102, 6D102E, S4D102E, S6D102E, SAA6D102E	101.35mm	104.62mm	200.28mm

## LINER KITS



Use the PISTON No. to identify the Liner Kit  
(Kit No. = Piston No. + LK)

\*1609874 Seal Kit

## 1000-3000 SERIES

Engine Model	Part No.	Engine Model	Part No.
1673C	9N5403LK	3054, 3056	1127021LKB
1674	5S2886LK	3054, 3056	1350264LKA
3046	1070984LK	3054, 3056	1350264LKB
3046	1078366LK	3054	105RS
3046	1282952LK	3056E	2168323LK
3046	2254284LK	3064, 3066	2977753LK
3054, 3054B, 3056	1521390LKA	3064, 3066	2977750LK
3054, 3054B, 3056	1521390LKB	3066	2977751LK
3054, 3056	1127021LKA	3066	2977752LK

## 3100 SERIES

Engine Model	Part No.	Engine Model	Part No.
3114, 3116	1051710LK	3126	1335044LK
3114, 3116	1077545LK	3126	1646556LK
3114, 3116	1077553LK	3126, 3126B, 3126E	1504621LK
3114, 3116	1154124LK	3126B	1723282LK
3114, 3116	611210LK	3126B, 3126E	2382729LK
3116	1014495LK	3126	1334983LK
3116	1051720LK	3126	1443444LK
3116	611144LK	3176, 3176B, 3176C	4P5852LKS
3116	614248LK	3176B, 3176C	4P5852LK
3116	1077563LK	3196	1979328LK
3116	4P2990LK		
3116	7C5668LK		
3116	7E3428LK		

## 3200 SERIES

Engine Model	Part No.	Engine Model	Part No.
3204	6N4221LK	3208	9L7737-3LK
3204, 3208	2W4831LK	3208	9L7737LK
3204, 3208	2W8410LK	3208	9L9318LK
3208	7E4729LK		

## 3300 SERIES

Engine Model	Part No.	Engine Model	Part No.
3304, 3306	9N5403LK	3304, 3304B, 3306, 3306B	1654262LK
3304, 3304B, 3306	1290358LK	3304, 3304B, 3306, 3306B	1684531LK
3304, 3304B, 3306	1646560LK		

## 3300 SERIES (CONT.)

Engine Model	Part No.	Engine Model	Part No.
3304, 3306	8N3182LK	3304, 3306 PC	8N3180LK
3304, 3306	8N3184LK	3306	1568263LK
3306, 3306C	1073565LK	3306	9N5250LK
3306C	1548087LK		

## 3400 SERIES

Engine Model	Part No.	Engine Model	Part No.
3406	6N4080LK	3406B, 3406C	3780509LK
3406	7N3509LK	3406B, 3408, 3408C, 3412, 3412C	9Y7212LK
3406, 3406C	1684540LK	3406C	1168154LK
3406, 3408, 3412	7N3511LK	3406C	1175063LK
3406, 3408, 3412	7N3633LK	3406E	2212305LK
3406B	1010016LK	3406E	1352837LK
3406B	7E0292LK	3406E	1365201LK
3406B	7E8656LK	3406E	1495566LK
3406B	7E8700LK	3406E	7C2888LK
3406B	9Y4004LK	3406E	1807352LK
3406B	7E0539LK	3408E, 3412E	1922208LK
3406B	9Y9889LK	3412	6N4126LK
3406B,	9Y3116LK	3456, PM3456	3938990LK
3406B, 3406C	1258869LK		
3406B, 3406C	1601131LK		

## 3500 SERIES

Engine Model	Part No.	Engine Model	Part No.
3508, 3508B, 3508C, 3512, 3512B, 3512C, 3516, 3516B, 3516C	3742082LK	3508, 3512, 3516	7C2431LK
3508, 3508B, 3512, 3512B, 3512C, 3516, 3516B, 3516C	2995204LK	3508, 3512, 3516	9Y4124LK
		G3508, G3512, G3516, G3516B, PMG3516	1973765LK
		G3508, G3516B, G3520B	1923896LK

## C-SERIES

Engine Model	Part No.	Engine Model	Part No.
C6.4	2977750LK	C7	2382720LK
C6.4	2977751LK	C9	2651401LK
C6.6	105RS	C9	3851657LK
C7	1504621LK	C-9	1979297LK
C7, C7.2	2382698LK	C-9, C9	1979345LK

Engine Model	Part No.	Engine Model	Part No.
C-9, C9	2382701LK	C13	3889353LK
C9.3	2382720LK	C-15	1807352LK
C-10	1337098LK	C-15	2250115LK
C-10	4P5852LKS	C15	3466615LK
C-10	4P5852LK	C15	3889354LK
C11	3398174LK	C15	3564787LK
C11	3398176LK	C15	3569946LK
C-12	1979374LK	C-16, C16	3938990LK
C-12, C12	1442948LK	C18	3294510LK
C-12, C12	1979328LK	C18	3687816LK
C13	3220329LK	C32	3675160LK
C13	3882310LK		

## D-SERIES

Engine Model	Part No.	Engine Model	Part No.
D315, D318	8H2000LK	D343, D348	8N0931LK
D330A, D333A	2M5558LK	D353, D353E	7N5036LK
D342	7N1366LK	D379B	7N4515LK
D343	9N2874LK		



## LINER KITS FOR KOMATSU®

Engine Model	Part No.
16D102-2	6738-31-2111LK
S6D105	6137-32-2130LK
S6D125	6152-32-2510LK
SA6D110	6138-32-2120LK

# PISTONS I



Engine	Part No.	Description	Equipment
3024, 3024C, C1.5, C2.2	2706968	PISTON AS-	226B, 226B3, 232B, 242B, 247B, 247B3, 257B
3024, 3024C, C2.2	2973080	PISTON AS-	216, 216B, 216B3, 232B, 242B, 304.5, AP-255E, BB-621C, CB-334E, CB-34, CB34B, CB34B XW, CC34B
3034	2123677	PISTON AS-	216, 236, 247, 267
3044C	2344816	PISTON	236B, 246C, 252B, 256C, 262C, 267B, 268B, 272C, 277C, 287C, 297C, 3044C, 906, 906H, 907H, 908, 908H
3044C	2344814	PISTON-STD	236B, 246C, 252B, 256C, 262C, 267B, 268B, 272C, 277C, 287C, 297C, 906, 906H, 907H, 908, 908H
3044C	2344817	PISTON	236B, 246C, 252B, 256C, 262C, 267B, 268B, 272C, 277C, 287C, 297C, 3044C, 906, 906H, 907H, 908, 908H
3044C, C3.4	3149959	PISTON	256C, 262C, 277C, 279C, 287C, 289C, 908H
3046	1070984	PISTON (STD)	315, 315B, 939, 939C, D5C III
3046	1078255	PISTON AS-(OS 0.25MM)	315, 315B, 933, 933C, 939, 939C, D3C III, D4C III, D5C III
3046	1078256	PISTON AS-(OS 0.50MM)	315, 315B, 933, 933C, 939, 939C, D3C III, D4C III, D5C III
3046	1078366	PISTON STD	933, 933C, D3C III, D4C III
3046	1282952	PISTON	933, 933C, D3C III, D3G, D4C III, D4G, D5G
3046	1283295	PISTON (STD)	315, 315B, 939C, D5C III, D5G
3046	1606600	PISTON	317B LN, 318B
3046	2254284	PISTON	315C, D3G, D4G, D5G
3054	1306763	PISTON AS-	416C, 428C
3054, 3054B, 3056	1521390	PISTON AS	312B L, 312C, 315B L, 416C, 416D, 420D, 426C, 428C, 428D, 430D, 432D, 436C, 438C, 438D, 442D, 554, 908, 924G, 924GZ, AP-800C, BG-225B, BG-225C, CB-434C, CB-534C, CB-535B, CP-433C
3054, 3056	1127021	PISTON ASM	416B, AP-800C, BG-225B, PS-200B, PS-300B, TH103, TH62, TH63, TH82, TH83
3054, 3056	1243528	PISTON AS	914G, IT14G, M312, M315
3054, 3056	1350264	PISTON AS	307, 416B, 416C, 428B, 428C, CB-434B, CB-434C, CB-544, CB-545, CP-433C, CS-323C, CS-431C, PS-150B, TH62, TH63, TH82
3054, 3056	3774702	KIT-PISTON	317, 416C, CP-433C
3054B	1850104	PISTON AS-STD	416D, 424D, CS-423E, TH210, TH215
3054B	1850106	PISTON AS-(OS 0.50MM)	416D, 424D, CS-423E, TH210, TH215
3054B	1850107	PISTON AS-(OS 1.0MM)	416D, 424D, CS-423E, TH210, TH215
3054C, 3054E	2255437	PISTON AS	312D2, 312D2 GC, 312D2 L, 313D2, 313D2 LGR, 315C, 318D2 L, 414E, 416D, 416E, 416F, 420D, 420E, 420F, 422E, 422F, 424D, 428D, 428E, 428F, 430D, 430E, 430F, 432D, 432E, 432F, 434E, 434F
3054C, 3054E	2881394	PISTON AS-(OS 0.50MM)	312D2, 312D2 GC, 312D2 L, 313D2, 313D2 LGR, 318D2 L, 414E, 416D, 416E, 416F, 420D, 420E, 420F, 422E, 422F, 424D, 428D, 428E, 428F, 430D, 430F, 432D, 432E, 432F, 434E, 434F, 442D, 442E
3054C, 3054E	2881395	PISTON AS-(OS 1.0MM)	312D2, 312D2 GC, 312D2 L, 313D2, 313D2 LGR, 318D2 L, 414E, 416D, 416E, 416F, 420D, 420E, 420F, 422E, 422F, 424D, 428D, 428E, 428F, 430D, 430F, 432D, 432E, 432F, 434E, 434F, 442D, 442E
3054C, 3054E	2889942	PISTON AS-(OS 0.50MM)	414E, 416D, 416E, 422E, 422F, 424D, AP-300, C3.3, C4.4, CB-434D, CS-323C, CS-423E, TH210, TH215
3054C, 3054E, C3.3, C4.4	2337232	PISTON AS	414E, 416D, 416E, 422E, 422F, 424D, AP-300, CB-434D, CS-323C, CS-423E, TH210, TH215
3054C, 3054E, C3.3, C4.4	2889943	PISTON AS	414E, 416D, 416E, 422E, 422F, 424D, AP-300, CB-434D, CS-323C, CS-423E, TH210, TH215
3054C, C4.4	5081898	KIT-PISTON	414E, 416E, 420E, 428E, 430E, 434E, 442E, AP-650B, AP800D, BG-225C, BG-230D

# PISTONS (CONT.)

Engine	Part No.	Description	Equipment
3054, 4.236	1166107	PISTON	
3054, 4.236	4W5819	PISTON A	206
3056	1243524	PISTON AS	914G, IT14G, M312, M315
3056E	2168323	PISTON AS	550B, 560B, 564, 574B, 924G, 924GZ, 930G, AP-655C, BB-760, CP-573E, CP-663E, CS-563E, CS-583E, CS-663E, CS-683E, IT28G, M316C, M318C, M318C MH, M322C
3056E	2168323P	PISTON AS	550B, 560B, 564, 574B, 924G, 924GZ, 930G, AP-655C, BB-760, CP-573E, CP-663E, CS-563E, CS-583E, CS-663E, CS-683E, IT28G, M316C, M318C, M318C MH, M322C
3064, 3066	2977750	PISTON STD	311C, 312C, 312C L, 314C, 318C, 320C, 320C FM, 320C L, 320D, 320D LRR, 321C, 323D L, 323D LN
3064, 3066	2977751	PISTON STD	318C, 319C, 320C, 320C FM, 320C L, 320D, 320D LRR, 321C, 323D L, 323D LN
3064, 3066	2977752	PISTON STD	320B
3064, 3066	2977753	PISTON	311C, 312C L, 320C, 320C FM
3064, 3066	2977754	PISTON AS-(OS 0.25MM)	311C, 312C, 312C L, 314C, 318C, 320C, 320C FM, 320C L, 320D, 320D LRR, 321C, 323D L, 323D LN
3064, 3066	2977755	PISTON AS-(OS 0.50MM)	311C, 312C, 312C L, 314C, 318C, 320C, 320C FM, 320C L, 320D, 320D LRR, 321C, 323D L, 323D LN
3066	2553069	PISTON AS	320C, 320C FM, 320C L, 320D, 320D LRR, 321C, 323D L, 323D LN
3066	517792	PISTON AS-(OS 0.25MM)	311, 311B, 312B, 320 L, 320B
3066	517793	PISTON AS-(OS 0.50MM)	311, 311B, 312B, 320 L, 320B
3066	613650	PISTON AS	330 L, 992
3114, 3116	1051710	PISTON	TRUCK
3114, 3116	1077545	CROWN AS-PISTON	320B, 322 LN, 322B L, 322B LN, 325, 325 L, 325B, 325B L, 35, 45, 561M, 613C II, 950F, 950F II, 960F, 963B, 963C, AP-1000, AP-1000B, AP-1055B, AP-900B, BG-2455C, BG-245C, CS-563D, CS-573D, CS-583D, D5M, D6M, M325B
3114, 3116	1077553	CROWN AS-PISTON	320B, 322B L, 322B LN, 325B L, 35, 45, 561M, 613C II, 950F, 950F II, 963B, 963C, AP-1000, AP-1000B, AP-1055B, AP-900B, BG-2455C, BG-245C, CS-563D, CS-573D, CS-583D, D5M, D6M, M325B
3114, 3116	1154124	PISTON AS	320 L, CB-634, CB-634C
3114, 3116	2382716	SKIRT-PISTON	320B, 322B L, 322B LN, 325B L, 35, 45, 561M, 613C II, 950F, 950F II, 963B, 963C, AP-1000, AP-1000B, AP-1055B, AP-900B, BG-2455C, BG-245C, CS-563D, CS-573D, CS-583D, D5M, D6M, M325B
3114, 3116	611210	CROWN AS-PISTON	325, 325 LN, 950F, 950F II, 960F
3114, 3116	7E1298	PISTON	446B, AP-1000, AP-1050, CB-434, CP-563, E240C
3114, 3116	7E3428	PISTON	320 L, 918F, IT28F, RT100
3114, 3116	9Y7452	BODY AS-PISTON	214B, CP-563, E120B
3116	614248	CROWN AS-PISTON	TRUCK
3116	1014495	PISTON BODY	TRUCK
3116	1077563	BODY AS-PISTON	120H, 120H ES, 120H NA, 135H, 135H NA, 446B, 446D, 924F, 928G, 938F, 953C, 963B, AP-1000, AP-1050, CB-634C, CB-634D, CP-563, CS-531C, CS-531D, CS-533C, CS-533D, CS-563C, CS-573C, CS-583, CS-583C
3116	4P2990	BODY AS 16:1	TRUCK
3116	611144	PISTON BODY	TRUCK
3116	7C5668	BODY A-PISTON	214B, E200B, IT12B
3126	1335044	CROWN AS-PISTON	TRUCK, INDUSTRIAL, MARINE
3126	1646556	CROWN AS-PISTON	MARINE
3126, 3126B, 3126E, C7	1504621	CROWN AS-PISTON	322C, 325C, 570B, 580B, 938G II
3126, 3126B, 3126E, C7	2382726	SKIRT-PISTON	322C, 322C FM, 325C, 325C FM, 35, 525B, 533, 535B, 539, 543, 55, 570B, 574, 938G, 938G II, 950G, 950G II, 962G, 962G II, D5N, D6N, DEUCE, IT38G, IT38G II, IT62G, IT62G I
3126B, 3126E	2382729	BODY AS -P	120H, 135H, 322C, 322C FM, 325C, 561N, 938G II, 953C, 963C, D5N, D6N, IT38G II, M325C
3126	1334983	CROWN AS-PISTON	322C, 322C FM, 45, 525B, 533, 535B, 539, 55, 550, 570, 574, 580, 938G, 950G, 962G, DEUCE, IT38G, IT62G
3126	3938986	CROWN AS-PISTON	322C, 322C FM, 525B, 533, 535B, 539, 543, 55, 574, 938G, 950G, 962G, DEUCE, IT38G, IT62G, TK370, TK371, TK380, TK381
3176B, 3176C	4P5852	CROWN AS-PISTON	345B, 345B L, 480, 65E, 75C, 75D, 75E, 85C, C-10, R1700 II
3176C, C-10	1337098	CROWN AS-PISTON	140H, 143H, 14H, 160H, 163H, 345B, 345B II, 345B II MH, 345B L, 572R II, 725, 814F, 815F, 816F, 966G II, CPT372, D7R II, R1600, R1600G, R1700G, TK1051, W345B II
3176C, C-10	2382710	SKIRT-PISTON	140H, 143H, 14H, 160H, 163H, 345B, 345B II, 345B II MH, 345B L, 572R II, 725, 814F, 815F, 816F, 966G II, CPT372, D7R II, R1600, R1600G, R1700G, TK1051, W345B II

Part numbers are used for reference purposes only.

Costex Tractor Parts Copyright © 2023. All rights reserved.



PISTONS (CONT.)

Engine	Part No.	Description	Equipment
3196, C-12, C12	1442948	CROWN AS-PISTON	16H, 365B, 365B II, 365B L, 730, 85E, 95E, 972G II, MTC835, SBF214, SUF557
3196, C-12, C12	1979328	CROWN AS-PISTON	85E, 95E
3196, C-12, C12	2382712	SKIRT-PISTON	16H, 365B, 365B II, 365B L, 730, 85E, 95E, 972G II, MTC835, SBF214, SUF557
3204	7C1146	BODY A-PISTON	931B
3204, 3208	2W4831	PISTON BODY-STD	215, 613C, 916, 943, 953, D4HTSK II, FB221, PS-500
3204, 3208	2W8410	PISTON BODY- (OS .020")	215, 613C, 916, 943, 953, D4HTSK II, FB221, PS-500
3208	2W8412	BODY A- STD	225
3208	7E4729	PISTON BODY	953, D5C
3208	7W3846	PISTON BODY, STD. 17.5:1	CS-551, PS-500
3208	9L7737-3	PISTON AS (THREE RING)	TRUCK, INDUSTRIAL, MARINE
3208	9N5923	BEARING-CONNECTING ROD	TRUCK, INDUSTRIAL, MARINE
3208	9N6431	PISTON G-STD	613B
3208	9L7827-3	3 RING PISTON (2W8646 RING GR)	TRUCK
3208	2W8413	PISTON G STD	225, 227
3208	2W8415	BODY A-040 OS	225, 227
3208, 1160	9L7737	PISTON-STD	INDUSTRIAL, TRUCK, 225, 613
3304	1290358	PISTON A	936F
3304, 3306	2W1711	PISTON & ROD GP (1654262)	225, 235, 3304, 3304B, 3306, 3306B, 515, 518C, 525, 527, 528B, 530B, 572G, 611, 615C, 627E, 627F, 637E, 65C, 814B, 815B, 963, 966F, 966F II, 970F, 972G, 973, D250E, D250E II, D25C, D300B
3304, 3306	8N3181	PISTON BODY GP	920, 941, D4D, D5B
3304, 3304B, 3306, 3306B	2W1177	PISTON & ROD GP (1654262)	14H NA, 215, 215B, 215C, 215D, 219D, 225, 225D, 229, 229D, 235, 235B, 235C, 235D, 515, 518, 518C, 525, 527, 528, 528B, 530B, 571G, 572G, 611, 615, 615C, 621E, 627B
3304, 3304B, 3306	1646560	PISTON BODY	120G, 12G, 12H, 12H ES, 12H NA, 140G, 140H, 140H ES, 140H NA, 143H, 14G, 160H, 160H ES, 160H NA, 163H NA, 517, D4E SR, D5E, D5H, D5H XL, D6D, D6E, D6G2 LGP, D6G2 XL, D6H, D6H XL
3304, 3304B, 3306	1W6588	PISTON G ROD	120G, 12G, 12H, 12H ES, 12H NA, 130G, 140G, 140H, 140H ES, 140H NA, 143H, 14G, 160G, 160H, 160H ES, 160H NA, 163H NA, 3304, 3304B, 3306, 517, 561D, 930, 930R, 936, 936F, 966C, 966R, CB-534, D4E, D4E
3304, 3304B, 3306, 3306B	1654262	BODY AS-PISTON	525, 527, 611, 615C, 637E, 637G, 815B, 963, 966F, 966F II, 970F, 972G, D250E, D250E II, D300E, D300E II, D6D, D6G SR, D7G
3304, 3304B, 3306, 3306B	1684531	BODY AS-PISTON	14H NA, 235B, 330, 330 FM L, 330 L, 330B L, 350, 515, 525, 527, 545, 572R, 627B, 627E, 627F, 627G, 814F, 815F, 816B, 816F, 966F, 966F II, 966G, 972G, 973, 973C, D6H XL, D7G
3304, 3306 PC	8N3182	BODY A PISTON	INDUSTRIAL
3304, 3306 PC	8N3184	PISTON A	930
3304, 3306 PC	9N5250	PISTON BODY	D7F
1673C, 3304, 3306	9N5403	PISTON BODY KIT=9N5403LK	621R
3306, 3306C	1073565	BODY AS- PISTON	R1300, R1300G
3306C	1548087	BODY AS-PISTON	TRUCK
3306	1290360	BODY AS-PISTON	330, 330 FM L
3306	1568263	BODY AS-PISTON	330, 330B, 330B L, W330B
3406	7N3509	PISTON BODY	INDUSTRIAL
3406 3406 3412	7N3511	PISTON BODY	INDUSTRIAL
3406, 3106C	1684540	CROWN AS-PISTON	578, 583R, 824C, 824G, 825G, 826C, 826G, 980C, 980G, D8N, D8R, D8R II
3406, 3408, 3412	7N3633	PISTON BODY	INDUSTRIAL ENGINE 3406, 3408 MARINE ENGINE 3412
3406B	1010016	PISTON A	TRUCK
3406B	7E0292	PISTON AS	TRUCK
3406B	7E0305	BODY A PISTON	GEN SET
3406B	7E0539	BODY AS PISTON	TRUCK
3406B	7E8656	BODY A	TRUCK

PISTONS (CONT.)

Engine	Part No.	Description	Equipment
3406B	7E8700	BODY A	TRUCK
3406B	9Y3116	BODY A PISTON	TRUCK
3406B	9Y9889	PISTON BODY	TRUCK
3406B, 3406C	1258869	CROWN AS-PISTON	PM-465, RM-350B, SM-350
3406B, 3406C	1601131	BODY AS-PISTON	375, 375 L, 5080, 621F, 623E, 627F, 980C, 980F, D8N, HT400, SM-350
3406B, 3406C	9Y4004	PISTON	16G, 16H NA, 578, 621E, 621F, 623E, 627E, 627F, 826C, 980C, 980F, D8N, RR-250, SS-250
3406B, 3406C	3780509	PISTON	16G, 3406B, 3406C, 578, 621F, 623E, 627F, 980C, 980F, 980G, D8N
3406B, 3406C, 3406E	1300241	SKIRT-PISTON	375, 375 L, 5080, 578, 583R, 824C, 824G, 825G, 826C, 826G, 980C, 980G, 980G II, C15, D350E II, D400E II, D8N, D8R, D8R II, PM-465, R2900, RM-350B, SM-350
3406B, 3408, 3408C, 3412, 3412C	9Y7212	PISTON	589, 631E, 637E, 651E, 657E, 769C, 771C, 773B, 775B, 834B, 988B, 988F, 990, 992C, 992D, D10N, D9R, PM-565, PM3412, PR-1000, PR-450C
3406B, 3412, 3412C, 3412E	1630930	SKIRT-PISTON	5110B, PM3412, SCT673, SPS342, SPT342
3406B, 3412, 3412C, PM3412	1234612	CROWN AS-PISTON	SCT673, SPS342, SPT342
3406C	1168154	PISTON AS	16H NA, 3406C, 583R, 587R, 621F, 623E, 623F, 627B, 627F, 814B, 824G, 825G, 826G, 980G, D350E, D400, D400E, D8R, RM-250C, RR-250B
3406C	1175063	BODY AS	TRUCK
3406E	1326663	SKIRT-PISTON	621G, 623G, 627F, 627G, 657B, 735, 740, 824C, 824G, 824G II, 825G II, 826G II, 980G, 980G II, AD30, C-15, D350E II, D400E II, D8R II, MTC835, R2900, R2900G
3406E	1352837	CROWN AS-PISTON	TRUCK
3406E	1495566	CROWN AS-PISTON	TRUCK
3406E	7C2888	CROWN AS-PISTON	TRUCK
3406E, 3456, C-16, C16	2846039	SKIRT-PISTON	385B, 5090B, 651B, 834G, 836G, 988G, AD55, MTC835, PM3456
3406E, 3456, C-16, C16	3938990	CROWN AS-PISTON	385B, 5090B, 651B, 834G, 836G, 988G, AD55, MTC835, PM3456
3406E, C15	1456700	CROWN AS-PISTON	MARINE
3406E, C-15	1807352	CROWN AS-PISTON	TRUCK
3406E, C-15	2212305	CROWN AS-PISTON	621G, 623G, 627F, 627G, 657B, 735, 740, 824C, 824G, 824G II, 825G II, 826G II, 980G, 980G II, AD30, D350E II, D400E II, D8R II, MTC835, R2900, R2900G
3408E, 3412, 3412C	1746102	BODY AS-PISTON	PM-565B
3408E, 3412E	1723280	BODY AS-PISTON	24H, 631E, 633E II, 637E, 651E, 657E, 769C, 769D, 771D, 773D, 775D, 834B, 836, 844, 988F II, 990 II, AD40, AE40, D10R, D9R, PM-565, PM-565B
3408E, 3412E	1922208	BODY AS-ST	24H, 5110B, 631D, 631E, 633E II, 637E, 651E, 657E, 69D, 769C, 769D, 771D, 773B, 773D, 773E, 775D, 775E, 834B, 836, 844, 988B, 988F II, 990, 990 II, 992C, AD45, AE40 II, D10N, D10R, D8L
3412E	1922209	BODY AS-ST	631D, 631G, 637G, 769C, 769D, 771D, 773B, 773D, 773E, 775B, 844, 988F II, 990 II, D10N, D10R, D8L, D9N, D9R
3412	6N4126	PISTON BODY	621B
3508, 3508B, 3508C, 3512, 3512B, 3516, 3516B, 5130, 5130B, 5230, 5230B, PM3508, PM3512, PM3516	1252782	SKIRT-PISTON	776C, 776D, 777D, 784B, 784C, 785, 785B, 785C, 789B, 789C, 793B, 793C, 854G, 992G, 994, 994D, D11N, D11R
3508, 3508B, 3508C, 3512, 3516, 3516B	3145005	PISTON AS	5230, 776C, 785, 785B, 789B, D11R
3508, 3508B, 3512, 3512B, 3512C, 3516, 3516B, 3516C	2995204	PISTON AS	5130B, 5230B, 776D, 777, 777B, 777C, 777D, 784C, 785, 785B, 785C, 789, 789B, 789C, 789D, 793C, 793D, 854G, 992G, 994D, D11N, D11R, PM3508, PM3512
3508, 3512, 3516	7C2431	BODY AS-PISTON	INDUSTRIAL, GENERATOR
3508, 3512, 3516	9Y4124	PISTON AS	INDUSTRIAL, MARINE, GENERATOR
3512B, 3512C, 3516B, 3516C, PM3516	1555271	SKIRT-PISTON	785D, 789C, 793C, 793D, 797, 797B, 994F, SPF343C, TH48-E80

Part numbers are used for reference purposes only.

Costex Tractor Parts Copyright © 2023. All rights reserved.

PISTONS (CONT.)

Engine	Part No.	Description	Equipment
3512B, 3516B, PM3516	1720919	CROWN AS	789C, 793C, 793D, 797, 797B, 994F
C3.4	2268204	SET-PISTON RING	236B, 246C, 252B, 256C, 262C, 267B, 268B, 272C, 277C, 287C, 297C, 3044C, 315C, 906, 906H, 907H, 908, 908H, D3G, D4G, D5G
C3.4	3154669	PISTON	236B, 236B3, 242B3, 246C, 252B, 252B3, 257B3, 259B3, 262C2, 277C2, 279C2, 287C2, 289C2, 906H, 907H
C32	3196716	BODY AS.-PISTON	777D, 777F, 854K, 992K, 993K, D11R, D11T, TH48-E70
C4.2	3244238	PISTON STD	311D LRR, 312D, 312D L, 313D, 314D CR, 314D LCR, 315D L, 318D L, 319D, 319D L, 319D LN
C4.4	3964482	KIT-PISTON & RING	420E, 430E, 914G, CB-54B, CP-44, CS-44, CS-54, CS-54B, CW-34, D3K XL, D4K XL, D5K LGP, IT14G, IT14G2, SPF343C
C4.4	3109269	PISTON AS-	420E, 430E, 914G, C4.4, CB-54B, CP-44, CS-44, CS-54, CS-54B, CW-34, D3K XL, D4K XL, D5K LGP, IT14G, IT14G2, SPF343C
C4.4	3109905	PISTON AS	450E, AP555E, BG500E, CB-54, CB-64, M313D, M315D, M315D 2, M317D 2
C4.4	3153395	PISTON AS-	416E, 420F, 422E, 428E, 428F, 430F, 432E, 432F, 434E, 434F, 442E, 444E, 444F, AP-300D
C4.4	5081900	KIT-PISTON	416E, 420F, 422E, 428E, 430F, 442E, 910K, 914K
C6.4	3244235	PISTON STD	320D, 320D FM, 320D FM RR, 320D GC, 320D L, 320D LN, 320D LRR, 320D RR, 321D LCR, 323D L, 323D LN, 323D SA
C6.4	3244236	PISTON	320D, 320D FM, 320D FM RR, 320D GC, 320D L, 320D LN, 320D LRR, 320D RR, 321D LCR, 323D L, 323D LN, 323D SA
C6.4	3244237	PISTON	320D, 320D FM, 320D FM RR, 320D GC, 320D L, 320D LN, 320D LRR, 320D RR, 321D LCR, 323D L, 323D LN, 323D SA
C6.6	2767475	PISTON AS	120M, 12M, 2470C, 320D GC, 320D L, 323D L, 553C, 559, 613G, 924H, 924HZ, 928H, 928HZ, 938H, 953D, AP-600D, AP-655D, BG600D, BG655D, CP-56, CP-64, CP-76, CS-56, CS-56B, CS-64, CS-68B, CS-74, CS-7
C6.6	2822224	PISTON AS-	963D, AP1000E, AP1055E
C6.6	3802062	KIT-PISTON	120M, 12M, 2470C, 320D GC, 320D L, 323D L, 553C, 559, 613G, 924H, 924HZ, 928H, 928HZ, 938H, 953D, AP-600D, AP-655D, BG600D, BG655D, CP-56, CP-64, CP-76, CS-56, CS-56B, CS-64, CS-68B, CS-74, CS-7
C6.6	3802063	KIT-PISTON	963D, AP1000E, AP1055E
C6.6	6N4221	PISTON A	
C7	2382698	BODY AS-PISTON	120K, 120K 2, 12K, 324D, 324D FM, 324D FM LL, 324D L, 324D LN, 325D, 325D L, 326D L, 328D LCR, 329D, 329D L, AP-755, M325D L MH, M325D MH
C7, C9.3	2382720	BODY AS-PISTON	12M, 140G, 140K, 140K 2, 140M, 160K, 325D, 325D FM, 325D FM LL, 325D L, 325D MH, 328D LCR, 329D, 329D L, 329D LN, 525C, 535C, 545C, 573, 584, 815B, 950H, 962H, AP-1055D, BG-2455D, BG-260D
C7.1	4154315	KIT-PISTON	320D2, 320D2 GC, 320D2 L
C9	2382736	SKIRT-PISTON	TRUCK, 330C, MTC745, MTC755, MTC765, TK711, TK721, TK722, TK732, TK751
C9	3851657	CROWN AS-PISTON	140M, 160M, 2290, 2390, 2391, 2491, 2590, 330D, 330D FM, 330D L, 330D MH, 336D, 336D L, 336D LN, 340D L, 511, 521, 521B, 522, 522B, 532, 541, 541 2, 551, 552, 552 2, 586C, 627G, 637D, 637E, 637G, 814F
C-9	1979297	CROWN AS-PISTON	12H, 330C, 330C FM, 330C L, 330C MH, 627G, 637D, 637G, 973C, D6R, D6R II, MTC735, TK711, TK721, TK722, TK732, TK741, TK751, TK752
C-9, C9	1979345	CROWN AS-PISTON	TRUCK, MARINE, GENERATOR
C9.3	3570447	BODY AS-PISTON	12M 2, 140M 2, 160M 2, 2864C, 336E, 336E H, 336E HVG, 336E L, 336E LH, 336E LN, 568 FM LL, 586C, 627H, 966K, 972K, D6T LGP, D6T XL, D7E, D7E LGP
C-12	1979374	CROWN AS	TRUCK
C13	3220329	BODY STL AS-PISTON	972H, TH35-C13I, TH35-C13T
C13	3882310	BODY AS-PISTON	16M, 345C, 345C L, 345C MH, 345D, 345D L, 349D L, 730, 730C, 972H, 980C, CX31-C13I, D8N, W345C
C13	3889353	BODY AS-PISTON	345C, 345C L, 345C MH, 345D, 345D L, 345D L VG, 349D, 349D L, 621H, 621K, 623H, 623K LRC, 627H, 627K LRC, CX31-C13I, W345C MH
C13	3889356	BODY AS-PISTON	CX31-C13I, GENERATOR
C15	3564787	BODY-STL P	TRUCK
C15	3569946	BODY-STL P	TRUCK
C15	3889354	BODY AS-PISTON	374F L, 583T, 587T, 621B, 621G, 623G, 627F, 627G, 631D, 651B, 657E, 657G, 735, 735B, 740, 740B, 770, 770G, 824C, 824H, 825H, 826H, 980G, 980H, AD30, CX31-C15I, D8R, D8T, PL83, PL87, R2900G, R3000
C-15	2250115	CROWN AS-PISTON	TRUCK
C15, C15 I6	3466615	BODY AS-PISTON	CX31-C15I, TH35-C15I
C18	3196715	BODY AS.-PISTON	GENERATOR SET
C18	3294510	BODY AS-PISTON	385C, 657E, 657G, 772, AD45B, AD55, PM-200, PM-201

PISTONS (CONT.)

Engine	Part No.	Description	Equipment
C18	3294511	BODY AS.-P	24M, 385C, 385C FS, 385C L, 385C L MH, 390D, 390D L, 631E, 631G, 633E II, 637E, 637G, 834H, 836H, 988H, D9T
C18	3687816	BODY AS-PISTON	385C, 657E, 657G, 772, AD45B, AD55, PM-200, PM-201
C18	3687818	BODY AS-PISTON	4M, 385C, 385C FS, 385C L, 385C L MH, 390D, 390D L, 631E, 631G, 637E, 637G, 834H, 836H, 988H, D9T
C27	3767362	BODY AS-PISTON	773F, 773G LRC, 775F, 775G LRC, 844H, 844K, 990H, 990K, AD55B, AD60, D10N, D10R, D10T, D10T2
C27, C32	3196717	BODY AS	TH48-E70
C27, C32	3675160	BODY AS-PISTON	GENERATOR, MARINE
D315G, D318G	8H2000	PISTON BODY	INDUSTRIAL
D330	9L2308	BODY A	INDUSTRIAL
D334, 1674	5S2886	PISTON BODY	TRUCK
D342	7N1366	PISTON BODY	D8 D8H D8K
D343	9N2874	PISTON BODY	INDUSTRIAL
D346, D348, D349	8N0931	PISTON BODY	INDUSTRIAL
D353	7N5036	PISTON BODY	D9H
D379B	3S1824	PISTON BODY	INDUSTRIAL
D379B	7N4515	PISTON BODY	GENERATOR SET
G3306B	2M5558	BODY-PISTON	GENERATOR SET
G3406, G3408, G3412	7E3888	BODY A PISTON	7DB
G3508, G3512, G3516, G3516B	1973765	BODY AS-PISTON	PMG3516
G3508, G3516B, G3520B	1923896	BODY AS-PISTON	GENERATOR SET
G3516C, G3520C	2622061	BODY AS-PISTON	PMG3516

PISTONS FOR KOMATSU®

Part No.	Description	Engine
6738-31-2111	PISTON	6D102E-2
6261-31-2130	PISTON	6D140
6217-31-2130	PISTON	6D140
6207-31-2120	PISTON	6D95L
6137-32-2130	PISTON	S6D105
6151-31-2710	PISTON	S6D125
6212-31-2170	PISTON	S6D140
6162-35-2120	PISTON	S6D170
6138-32-2120	PISTON	SA6D110-1
6240-21-2220	PISTON	SA6D170
6754-31-2110	PISTON	SAA107B1
6152-32-2510	PISTON	SAA6D125E
6211-32-2130	PISTON	SAA6D140
6240-31-2111	PISTON	SAA6D170E
6209-31-2180	PISTON	SAA6D95L-1J
G3508, G3516B, G3520B	1923896	BODY AS-PISTON
G3516C, G3520C	2622061	BODY AS-PISTON

Part numbers are used for reference purposes only.

PISTON KITS I



Includes the crown, skirt, pin, retainer and the ring group.  
Kit No. = Crown No. + PK

Engine Model	Part No.
3044C	2344814PK
3046	1078366PK
	1282952PK
	2254284PK
3054, 3056	1350264PK
	1521390PK
	3774702PK
3066	2977750PK

Costex Tractor Parts Copyright © 2023. All rights reserved.

PISTON KITS (TCONT.)

Engine Model	Part No.
	2977751PK
	2977752PK
	2977753PK
3114, 3116	1051710PK
	1077563PK
	1154124PK
	611210PK
	614248PK
3116	1077545PK
	1077553PK
3126	1335044PK
	1443444PK
	1504621PK
	1646556PK
	1723282PK
	2382729PK
3126, 3126B	1334983PK
3176	4P5852PK
3196	1442948PK
3204, 3208	2W8410PK .020 OS
	2W8410PK
3208	2W8412PK
	9L7737PK
3306B	1654262PK
3406	7C2888PK
	1070984PK
	1352837PK
	1495566PK
	9Y4004PK
3406C	1684540PK
3406B, 3406C	1601131PK
3406, 3408, 3412	9Y7212PK
3412E	1723280PK
C6.4	3244235PK
C7	2382698PK
	2382720PK
C9	1979297PK
	1979345PK
	3851657PK
C10, 3176	1337098PK
C11	3398176PK
C12	1979374PK
	1442948PK
	1979328PK
C12, 3196	1442948PK
C13	3220329PK

Engine Model	Part No.
	3882310PK
C15	1807352PK
	2212305PK
	3564787PK
	3569946PK
	3889354PK
	3466615PK
C18	3294510PK
	3687816PK

PISTON PINS



Pin Part No.	Retainer Part No.	Piston Part No.	Engine
947134	5I7667	5I7537	3064, 3066
1029796	7E1177	1175063	3406C, 3406E
1388506	8N7296	7C2431, 9Y4124	3508, 3512, 3516, 785, G3508, G3508B, G3512, G3512B, G3512E, G3516, G3516B, G3516C, G3516E, G3520B, G3520C, G3520E
1388507	8N7296	CROWN=1338383, SKIRT=1252782	3508, 3508B, 3508C, 3512, 3512B, 3516, 3516B
1540873	1540874	2973080, 2706968	3013, 3013C, 3014, 3024, 3024C, C1.1, C1.5, C2.2
1663648	7X2908	1889141, 1979302, 1979385, CROWN=1979297, SKIRT=1580451, 2382736	C7, C9
1687224	7C0111	1777500, 2123659, 2382698	3126B, 3126E
1687226	7C0111	1077614, 1443445, 1393530	3126, 3126B, 3126E
1687246	7E1177	1010016, CROWN=1684540, SKIRT=1300241, CROWN=1807352, SKIRT=1326663	3406B, 3406C, 3406E, 3456
1730148	7E5665	1928809, 1922209	3408E, 3412E

PISTON PINS (CONT.)

Pin Part No.	Retainer Part No.	Piston Part No.	Engine
1979251	1138999 (PLUG)	CROWN=1442948, SKIRT=2382712	C-12, C12
1979335	6I2720	1323203, CROWN=1337098, SKIRT=2382710	3176B, 3176C, C-10
1979371	1979372	2382720	C7, C9.3
2344815	2578738	1070984, 1078255, 1078256, 1283295, 1282952	3044C, 3046
2638955	2531238	2780247, 3145005, 2820644	3508, 3508B, 3508C, 3512, 3512B, 3512C, 3516, 3516B, 3516C
4M5489	4F7021	8H2000	D315, D318, D318G, D315G, D318, D315
7C0115	7C0111	1014495, 1051710, 1077563, 1154124, 7C5668, 7E3428, 4P2990	3114, 3116
7C3901	7C0111	CROWN = 1077545, 1051720) SKIRT = 2382716	3114, 3116
7N9803	8N7294	2W4831, 2W8410, 2W8411, 2W8412, 6N4221, 7E4729, 9L7737, 9L7737-3, 9L9317, 9L9318	1140, 1145, 1150, 3204, 3208
7N9804	9H3068, 9H4015	2M5558, 8N3180, 8N3182, 8N3184	3304, 3306, G3304, G3304B, G3306, G3306B, D330C, D333C, 3300, D334
7N9805	1S9543, 9H4015, 2531238	1073565, 1290358, 1548087, 1646560, 1654262, 1684531, 9N5403, 9N5250, 5S2886, 2M5558, 1338383/1440720	3304, 3306
7N9806	3F8513, 7E5665	6N4080, 7N3511, 9N2874	D343, 1693, 3406, 3408, 3412
7N9807	7E5665	6N4126, 7N3509, 7N3633	3406, 3408, 3412
7N9808	3F8513	8N0931	D343, D346, D348, D349
7N9809	7M4926	7N1366	D339, D342, 364, D375, D386, D397
7N9810	7M4926	7N4515, 7N5036	D353, D379, D398, D399
7N9836	8N7294	2W8414	3204, 3208
8N1608	7E5665	1168154, 1601131, 7E0539, 7E8700, 9Y4004, 9Y3116, 9Y7212, 9Y9889	3406B, 3406C, 3408, 3412

PISTON PINS FOR KOMATSU®

Pin Part No.	Retainer Part No.	Piston Part No.	Engine
6127-31-2410	6120-31-2120	6127-31-2140	S4D155, S6D155, SA6D155
6136-31-2410	04065-04018	6128-31-2113, 6125-31-2150	4D105, 6D105
6137-31-2410	04065-04018	6137-32-2130	S6D105

Pin Part No.	Retainer Part No.	Piston Part No.	Engine
6138-31-2410	04065-04018	6138-32-2320	S6D110, SA6D110
6138-31-2410	04065-04018	6138-32-2120	SA6D110-1
6150-31-2410	04065-04818	6150-31-2112	6D125, 6D125E
6151-31-2410	04065-04818	6251-31-2510	S6D125, S6D125E, SA6D125, SA6D125E, SAA6D125E
6151-31-2410	04065-04818	6151-31-2710	S6D125
6151-31-2410	04065-04818	6152-32-2510	SAA6D125E
6161-31-2410	6162-33-2420	6162-35-2120	S6D170
6162-33-2410	6162-33-2420	6162-33-2140	S6D170, SA12V170, SA6D170, SA8V170
6204-31-2410	04065-03012	6201-32-2121	3D95S, 4D95L, 4D95LE, 4D95S, 6D95L
6207-31-2410	04065-03012	6207-31-2120	6D95L
6207-31-2420	04065-03012	6271-31-2110	S4D95L, S6D95L, SA6D95L, SAA4D95LE, SAA4D95LE_5A, SAA6D95LE
6207-31-2420	04065-03012	6209-31-2180	SAA6D95L-1J
6211-31-2410	04065-05220	6261-31-2130	SA12V140, SA6D140, SA6D140E, SAA12V140E, SAA6D140E
6211-31-2410	04065-05220	6217-31-2130	6D140
6211-31-2410	04065-05220	6212-31-2170	S6D140
6211-31-2410	6211-31-2050	6211-32-2130	SAA6D140
6221-31-2410	04065-04518	6221-33-2110	EGS160, EGS190, PC300, S6D108, S6D108E, SA6D108, SAA6D108E, WA380
6240-31-2410	6162-33-2420	6240-31-2111	SAA6D170E
6732-31-2410	6732-31-2420	6738-31-2111	6D107, 6D102E
6742-01-5474	6742-01-5309	1304 902 H91	S6D114E, SA6D114E, SAA6D114E
6754-31-2410	6732-31-2420	6754-31-2110	SAA4D107E, SAA6D107E

Part numbers are used for reference purposes only.



# PISTON RINGS



CTP Piston Rings are constructed to optimize power output, decrease engine friction and greatly reduce blow-by gas and oil consumption. Our piston ring sets are designed for the latest engines, with precise tolerances, high manufacturing quality and materials that maximize engine performance. CTP Piston Rings have the technology and innovative product design to meet your needs.

### CTP Piston Rings are technically optimized with:

- Advanced surface finish utilizing chrome plating, gas nitriding, spray coating and ceramic coating
- Superior base material such as gray cast iron, ductile cast iron and stainless steel
- High precision machining

### The benefits:

1. Excellent sealing performance will dramatically reduce blow-by gas and oil consumption.
2. High anti-wear and Brakeage performance will assure you a longer part-life span.

Part No.	Position	Application
1N3592	TOP	D353
1P0431	TOP	D343
1P0708	OIL	D348
1P8474	OIL	3408, 3412
1W5061	OIL	D398B
1W5104	OIL	D379, D398, D399
1004297	INTER	3116
1005079	OIL	G3406
1006694	TOP	3306, 3306C
1006695	INTER	3306, 3306C
1019047	TOP	G3406, 3412
1077787	TOP	3116
1095318	TOP	3176, 3176B, 3176C, C10
1095319	INTER	3176, 3176B, 3176C, C10
1108722	INTER	G3306
1154102	INTER	3126
1234268	OIL	3508, 3508B, 3508C, 3512, 3512B, 3516, 3516B
1303987	TOP	3208
1303997	INTER	3208
1333836	INTER	G3406, G3408, G3408B, G3408C, G3412, G3412C
1343761	TOP	3406B, 3406C, 3406E, 3408, 3408C, 3408E, 3412, 3412C, 3412E
1398504	INTER	3406E, C-16
1398505	OIL	3406E, 3456, C16, C-16
1445695	INTER	3508, 3508B, 3508C, 3512, 3512B, 3512C, 3516, 3516B, 3516C
1445902	INTER	3406C, 3406E, 3412C, 3412E
1471730	INTER	3456
1534101	TOP	3406E, 3456, C16, C-16
1613425	INTER	C9, C-9
1644187	INTER	C15, C27
1656668	OIL	3512B, 3512C, 3516B, 3516C
1687209	OIL	C9, C-9
1687212	TOP	3176C C-10
1723284	OIL	C15, 3406C, 3406E
1765749	INTER	C15, 3406E

Part No.	Position	Application
1777496	TOP	C15, 3406E
1871503	INTER	3412D, C-18, C18, C32
1871511	INTER	3126B, C7
1899771	OIL	C15, 3406E
1928807	INTER	3408E, 3412E
1979257	INTER	C11, C12, C13
1979277	INTER	3126, 3126B, 3126E
1979299	TOP	C9
1979341	TOP	3196, C12
1979353	INTER	3126 3126B C7 C9.3
1979354	OIL	3126 3126B C7 C9.3
1979386	TOP	3126 3126B C7 C9.3
2P2817	INTER	3406, 3406B, 3406C, 3406E, 3408, 3408B, 3408C, 3408E, 3412, 3412C, 3412E
2S8884	INTER	D342, D342C, G342C
2W1707	TOP	3304, 3304B, 3306, 3306B, 3306C
2W1708	INTER	3304, 3304B, 3306, 3306B, 3306C
2W2178	TOP	3208
2W8045	OIL	3208
2W8416	OIL	3204, 3208
2W8417	OIL	3204, 3208
2137454	OIL	3408E, 3412E
2146066	TOP	3508, 3508B, 3508C, 3512, 3512B, 3512C, 3516, 3516B, 3516C
2168570	INTER	3196, C-12, C12
2236361	OIL	3508, 3508B, 3508C, 3512, 3512B, 3512C, 3516, 3516B, 3516C
2239159	TOP	3412D, C18, C32
2257010	TOP	C15
2291631	TOP	3508, 3508B, 3508C, 3512, 3512B, 3516, 3516B
2370194	TOP	C15
2380294	OIL	C15
2382704	OIL	3196, C-12, C11, C12, C13
2382706	OIL	C7, C9.3
2382707	INTER	C18, C27, C32
2382717	TOP	C11, C13
2384737	INTER	C15

### PISTON RINGS (CONT.)

Part No.	Position	Application
2465659	OIL	3412D, C18, C27, C30, C32
2476130	TOP	C15, C27
2651113	OIL	C11, C13
3H0881	OIL	D342, D342C
3S4026	INTER	1673, 1676, D330A, D336
3S4027	TOP	1673, 1676, D330A, D336
3S4059	INTER	D353C, D379, D379A, D379B, D398, D398A, D399, G379, G398, G399
3S5526	INTER	D346, D348
3003086	INTER	C13
3033141	TOP	C13
3064014	OIL	C15, C27, C32
3064016	INTER	C15, C27, C32
3104188	TOP	C15, C27, C32
3261352	TOP	C13
3316025	INTER	C13
3445153	INTER	C18, C32
3463340	TOP	3406B, 3406C, 3408, 3408C, 3412, 3412C
3472380	TOP	C-9, C9
3472381	INTER	C-9, C9
3472382	OIL	C-9, C9
4N3875	TOP	D342
4P1659	OIL	3176, 3176B, 3176C, C10
4P1806	OIL	3114, 3116
4P1807	INTER	3114, 3116
4P2656	TOP	G3304, G3304B, G3306, G3306B
4P2657	INTER	G3304, G3306
4P2658	OIL	G3304, G3304B, G3306, G3306B
4157459	TOP	C13
4349019	TOP	C13

Part No.	Position	Application
5S6750	INTER	3304, 3304B, 3306, 330B, 330B
6I0497	OIL	3304, 3304B, 3306, 3306B, 3306C
6N5026	INTER	342, D342
6N6640	INTER	D353, D353E
7C5232	OIL	3114, 3116
7C8939	INTER	G3406 G3408 G3408B G3412
7E5786	INTER	3114, 3116
7E6047	OIL	3304 3304B 3306 3306B
7E7297	OIL	3204, 3208
7E7581	TOP	G3508, G3512, G3516, G3516B, G3516E, G3520B, G3520E
7M2126	OIL	D330A D330B D336
7N7078	OIL	3406, 3406B, 3406C, 3406E, 3408, 3408C, 3408E, 3412, 3412C, 3412E, G3408B, G3412 G3508, G3508B, G3512, G3512B, G3512E, G3516, G3516B, G3516C, G3516E, G3520B, G3520C, G3520E
8N0502	TOP	3406, 3408, 3412
8N1233	TOP	3508, 3512, 3516
8N1234	INTER	G3508, G3508B, G3512, G3512B, G3512E, G3516, G3516B, G3516C, G3516E, G3520B, G3520C, G3520E
8N5654	TOP	D342, D375
8N7810	INTER	3508, 3512, 3516
9L6233	TOP	3204, 3208
9N0578	TOP	3204, 3208
9N0581	TOP	3204, 3208
9S2263	TOP	D348, G3406, G3408, G3408B, G3412, G343
9S3029	TOP	3304, 3304B, 3306
9S4867	OIL	1676
9S7507	TOP	D353C, D379B, D398, D399, G398, G399
9S7788	OIL	3304, 3306

### PISTON RING SETS & COMPONENTS

Ring Set No.	Application	Top	Inter	Oil	Piston	Notes
1N3601	D353	1N3592	6N6640	1W5061	1N3600	
1N3967	3508, 3512, 3516	8N1233	8N7810	7W2221	8N7963	
1W5105	D379, D398, D399, G398, G399	9S7507	3S4059	1W5061	7N4515	
1W8922	3406B, 3408, 3408B, 3412	1343761	2P2817	7N7078	1W9372	
1979297RS	C9	1613425	1687209	1979299	1979297	
2W1709	3304, 3304B, 3306, 3306B	2W1707	2W1708	7E6047	8N3102	
2W6091	3304, 3306	9S3029	5S6750	7E6047	1290359	
2W8265	3204, 3208	9L6233	N/A	2W8045	2W4831	
2W8646	3204, 3208	9N0581	N/A	2W8416	9L7827-3, 2W8414-3	RING SET-0.020" OS
2W8647	3204, 3208	9N0578	N/A	2W8417	2W4831	
2114321	3304, 3304B, 3306, 3306B	2W1707	2W1708	6I0497	1654262	
3S4023	D320A	1S7082	9M4602	9M4603	2M5126	
3S4029	1673, D330A, D336	3S4027	3S4026	7M2126	3S4028	
3S4031	D342, D342C	4N3875	2S8884	3H0881	3S4040	
3S4058	G342C	4N3875	2S8884	5M5697	3S4041, 3S4042	
4P6914	3116	1077787	4P1807	4P1806	1051710	
7C8937	3406B	1343761	7C8939	7N7078	7C3496	
7E2899	G3508, G3512, G3516	7E7581	8N1234	7W2221	1973765	

Part numbers are used for reference purposes only.

Costex Tractor Parts Copyright © 2023. All rights reserved.

PISTON RING SETS & COMPONENTS (CONT.)

Ring Set No.	Application	Top	Inter	Oil	Piston	Notes
7E4729-RS	3208	1303987	1303997	7E7297	9Y4187, 7E4729	
7E5213	3114, 3116	1077787	7E5786	7C5232	1077563	
7E5214	3114, 3116	1077787	7E5786	7C5232	1166107	
8N0822	3406, 3408, 3412	8N0502	2P2817	7N7078	7N3633, 9N2874	
8N5760	D342 D375	8N5654	6N5026	3H0881	7N1366	
9H1212	D315	3S4027	3S4026	9S4867	8H2001	
9S3068	3304, 3306	9S3029	5S6750	9S7788	9N5250, 8N3182	
1P0734	D346, D348	9S2263	7C8939	1P0708	9S2266	
1P0735	D346, D348	1P0431	7C8939	1P0708	9S2266	
1P1127	D343	1P0431	7C8939	1P8474	1P0435	
1337082	3176, 3176B, 3176C, C10	1095318	1095319	4P1659	4P5852	

PISTON RING SETS

Ring Set No.	Application	Type	Piston	Notes
1032857	3046	SET	1078366	RING SET-PISTON (STD)
1032859	3046	SET	1078256	RING SET-0.50-MM OS
1127020	3054, 3056	SET	1072553	
1258726	3054	SET	1243528	
1382073	3054, 3054B, 3056	SET	1382047, 1521390	
1461780	3054, 3056	SET	1350264	
1531029	3034	SET	2123677	
1786543	C4.2	SET	2128484	RING SET-PISTON (STD)
1786544	C4.2	SET	2128485	RING SET-0.25-MM OS
1786545	C4.2	SET	2128486	RING SET-0.50-MM OS
1850109	3054	SET	1850104	
1850110	3054	SET	1850106	RING SET-0.50-MM OS
1850111	3054	SET	1850107	RING SET-1.00-MM OS
2W8265-3	3208	SET	9L7737-3, 2W8412-3	THREE RING SET
2171456	3024, C1.1, C1.5, C2.2	SET	2973080	
2171573	3056E	SET	2168323	
2255436	3054C, 3054E	SET	2255437	
2268204	3044C	SET	2254284, 2398506	
2337231	3054C, 3054E	SET	2538755, 2337232	
2706970	3024, 3024C, C1.5, C2.2	SET	2706968 2767475, 3109269, 2822224	
2767476	C4.4, C6.6	SET	3109269	
3341997	3054C, 3054E	SET	2889943	RING KIT-1.0MM
3342318	3054C, 3054E	SET	2881395	RING KIT-1.0MM
3342319	3054C, 3054E	SET	2881394	RING KIT-0.50 MM
3802065	C4.4, C6.6	SET	3802062, 3913732	RING KIT-0.50 MM
3964482	C4.4	SET	3109269	RING KIT-0.50 MM
517538	3064, 3066	SET	517537	
517790	3064, 3066	SET	517792	RING SET-0.25-MM OS
517791	3064, 3066	SET	517793	RING KIT-0.50 MM
610225	3054	SET	610226	
7W2513	3054, 4.236	SET	7C3185	
7W7732	3054, 4.236	SET	4W5819	
1032858	3046	SET	1078366	RING SET-0.25-MM OS



PISTON RING SETS FOR KOMATSU®

Ring Set No.	Application	Type	Piston	Notes
6209-31-2400	SA6D95L-1	SET	6209-31-2180	PISTON UNDER DEVELOPMENT
6738-31-2031	SAA6D102E-2	SET	6738-31-2111	
6137-31-2040	S6D-105-1	SET	6137-32-2130	
6754-31-2010	SAA6D107E-1	SET	6754-31-2110	
6138-32-2200	SA6D110-1	SET	6138-32-2120	
6150-32-2030	S6D125-1	SET	6151-31-2710	
6150-32-2030	S6D125E / SA6D125E	SET	6152-32-2510	
6150-32-2031	6D125-1	SET	6150-31-2112	PISTON UNDER DEVELOPMENT
6217-31-2030	(SA6D140E / SDA6D140E)-3	SET	6217-31-2130	
6162-33-2080	S6D170-1	SET	6162-35-2120	PISTON UNDER DEVELOPMENT

CONNECTING RODS



Engine Model	Part No.	Piston	Connecting Rod
3116	1077545CK	1077545	2133193
3126 TRUCK	1504621CK	1504621	2133193
3196	1442948CK	1442948	1139016
3304, 3306	1290358CK	1290358	8N1721
	8N3180CK	8N3180	8N1984
	9N5250CK	9N5250	8N1721
	1684531CK	1684531	8N1721
	1654262CK	1654262	8N1721
3306C	8N3182CK	8N3182	8N1984
	1646560CK	1646560	8N1721
	1073565CK	1073565	8N1721
G3304, G3306	4P2654CK	4P2654	8N1984
3406	4P2655CK	4P2655	8N1984
	7N3633CK	7N3633	8N1726
	9Y4004CK	9Y4004	8N1726
	1010016CK	1010016	9Y6054
3406B	1684540CK	1684540	9Y6054
	1601131CK	1601131	7E5996
	9Y9889CK	9Y9889	8N1726
3406C	1168154CK	1168154	7E5996

Engine Model	Part No.	Piston	Connecting Rod
3408, 3412	9Y7212CK	9Y7212	8N1726
C12	9Y7212CKA	9Y7212A	8N1728
	1442948CK	1442948	1139016
C15	1807352CK	1807352	9Y6054

CONNECTING ROD KITS



A Connecting Rod Kit, also known as a Cylinder Pack, can help you save time and money on your next engine repair. Completely assembled and ready to install in your machine, this kit comes with everything you need to replace your engine liner(s). Complete with piston, piston rings, connecting rod, rod bearing, liner and liner seal kit to reduce the time you will take to repair your engine. CTP Connecting Rod Kits come completely assembled and ready to install in your machine.

Engine Model	Part No.	Piston	Connecting Rod
3116	1077545CK	1077545	2133193
3126 TRUCK	1504621CK	1504621	2133193
3196	1442948CK	1442948	1139016
3304, 3306	1290358CK	1290358	8N1721
	8N3180CK	8N3180	8N1984
	9N5250CK	9N5250	8N1721
	1684531CK	1684531	8N1721
	1654262CK	1654262	8N1721
3306C	8N3182CK	8N3182	8N1984
	1646560CK	1646560	8N1721
	1073565CK	1073565	8N1721
G3304, G3306	4P2654CK	4P2654	8N1984

CONNECTING ROD KITS (CONT.)

Engine Model	Part No.	Piston	Connecting Rod
G3304, G3306	4P2655CK	4P2655	8N1984
3406	7N3633CK	7N3633	8N1726
	9Y4004CK	9Y4004	8N1726
	1010016CK	1010016	9Y6054
	1684540CK	1684540	9Y6054
3406B	1601131CK	1601131	7E5996
3406B, 3406C	9Y9889CK	9Y9889	8N1726
3406C	1168154CK	1168154	7E5996
3408, 3412	9Y7212CK	9Y7212	8N1726
	9Y7212CKA	9Y7212A	8N1728
C12	1442948CK	1442948	1139016
C15	1807352CK	1807352	9Y6054

\* Other part no. not included in the list are available. Please contact your sales representative if you have any questions. Part Numbers are used for reference purposes only.

## ENGINE OIL PUMPS



The oil pump is the heart of the lubrication system. They are vital to protecting engine components from frictional wear and overheating. Oil lubricates moving engine parts to allow them to operate smoothly with less resistance and friction. A well lubricated engine increases the odds of a longer service life from its parts. The oil pump also helps disperse engine heat by providing a steady flow of oil and lubricating engine parts as they work and carrying heat away from the combustion area. CTP oil pumps ensure sufficient lubrication and smooth oil circulation.

Part No.	Engine	Description
0676925	4.236	206, RT50
1003717	3056	924G, 924GZ, CS-663E, CS-683E
1068957	3306, 3306B, 3306C	12H, 12H ES, 12H NA, 140G, 140H, 140H ES, 140H NA, 143H, 14H NA, 160H, 160H ES, 160H NA, 163H NA, 235B, 330, 330B, 330B L, 350, 545, 572R, 611, 615C, 627B, 627F, 627G, 637D, 637E
1068958	3306, 3306B, 3306C	12H, 12H ES, 12H NA, 140G, 140H, 140H ES, 140H NA, 143H, 14H NA, 160H, 160H ES, 160H NA, 163H NA, 235B, 330, 330B L, 350, 545, 572R, 611, 615C, 627B, 627F, 627G, 637D, 637E, 637G

Part No.	Engine	Description
1161980	3408E, 3412C, 3412E	24H, 631D, 631E, 631G, 633E II, 637E, 637G, 651E, 657E, 69D, 769C, 769D, 771D, 773B, 773D, 773E, 773F, 773G, 773G LRC, 773G, 775B, 775D, 775E, 775F, 775G, 775G LRC, 775G
1192925	3114	446B, 446D, 910E, 918F, 924F, IT12B, IT14F, IT18F, IT24F, RT100
1458636	3054	312B L, 315B L, 416C, 416D, 420D, 426C, 428C, 428D, 430D, 432D, 436C, 438C, 438D, 442D, 908
1614110	3408, 3408C	589, D8L, D9N, D9R
1614111	3406, 3406B, 3406C	16G, 16H NA, 621F, 623E, 623F, 627B, 627F, 814B, 824G, 825G, 826G, 980C, 980F, 980G, 980G II, HT400, PM-465, RM-250C, RM-350B, RR-250B, SM-350
1614112	3406, 3406C, 3406E	375, 375 L, 5080, 578, 583R, D8N, D8R, D8R II
1614113	3406B, 3406C, 3406E, 3408, 3408B, 3408C, 3456	24M, 583T, 587T, 621B, 621G, 623G, 627F, 627G, 631D, 631E, 631G, 633E II, 637D, 637E, 637G, 651B, 657B, 657E, 657G, 735, 735B, 740, 740B, 770, 770G, 770G
1730141	3034	216, 236, 247, 248, 267, 287, 906
1898777	3116, 3126, 3126B, 3126E	120H, 120H ES, 120H NA, 120K, 120K 2, 12K, 12M, 135H, 135H NA, 140G, 140K, 140K 2, 140M, 160K, 30/30, 320B, 322B L, 322B LN, 322C, 322C FM, 324D, 324D FM, 324D FM LL, 324D L
1958098	C9, C-9	12H, 140M, 140M 2, 160M, 160M 2, 2290, 2390, 2391, 2491, 2590, 330C, 330C FM, 330C L, 330C MH, 330D, 330D FM, 330D L, 330D LN, 330D MH, 336D, 336D L, 336D LN, 336D2, 336D2 L, 340D L, 340D2 L, 511, 521
1981508	3406B, 3406C, 3406E, 3408, C-15, C-16, C15, C18,	365C, 365C L, 365C L MH, 374D L, 374F L, 375, 375 L, 385B, 385C, 385C FS, 385C L, 385C L MH, 390D, 390D L, 390F L, 5080, 5090B, 583R, 587R, D8N, D8R
2004497	3116, 3126, 3126B, 3126E	120H, 120H ES, 120H NA, 120K, 120K 2, 12K, 12M, 135H, 135H NA, 140G, 140K, 140K 2, 140M, 160K, 30/30, 320B, 322B L, 322B LN, 322C, 322C FM, 324D, 324D FM, 324D FM LL, 324D L
2168625	3056E	550B, 560B, 564, 574B, 924G, 924GZ, 930G, AP-655C, BB-760, CP-573E, CP-663E, CS-563E, CS-583E, CS-663E, CS-683E, IT28G, M316C, M318C, M318C MH, M322C

ENGINE OIL PUMPS (CONT.)

Part No.	Engine	Description
2231608	C11, C13, C13	621H, 621K, 623H, 623K LRC, 627H, 627K LRC, 980K, 980K HLG, XQ350, CX31-C13I
2258329	3054C, 3054E	312D2, 312D2 GC, 312D2 L, 313D2, 313D2 LGP, 315C, 318D2 L, 414E, 416D, 416E, 416F, 420D, 420E, 420F, 422E, 422F, 424D, 428D, 428E, 428F, 430D, 430E, 430F, 432D, 432E, 432F, 434E, 434F
2335220	3176, 3176B, 3176C, 3196	140H, 143H, 14H, 14M, 160H, 163H, 16H, 16M, 345B, 345B II, 345B II MH, 345B L, 345C, 345C L, 345C MH, 345D, 345D L, 345D L VG, 349D, 349D L, 365B, 365B II, 365B L, 572R II
2P1784	3304, 3304B, 3306, 3306B, G3304, G3306	120G, 12G, 12H, 12H ES, 12H NA, 130G, 140G, 140H, 140H ES, 140H NA, 143H, 14G, 14H NA, 160G, 160H, 160H ES, 160H NA, 163H NA, 215, 215B, 215C, 215D, 219D, 225, 225D, 229, 229D, 235, 235B, 235C, 235D
2P7830	3304, 3306	120B, 140B, 950, D6C
3154678	C3.4, 3044C, 3046	236B, 242B3, 246B, 252B, 256C, 262B, 268B, 277, 279, 287, 289, 906, 907, 908
3318905	C9, C-9	12H, 140M, 140M 2, 160M, 160M 2, 2290, 2390, 330C, 330C L, 330D, 330D FM, 330D L, 330D MH, 336D, 336D L, 336D LN, 336D2, 336D2 L, 340D L, 340D2 L, 511, 521, 521B, 522, 522B, 532, 541, 541 2, 552, 552
3738014	C6.6, C7.1	120M, 12M, 2470C, 320D GC, 320D L, 320D2, 320D2 GC, 320D2 L, 323D L, 323D2 L, 525D, 535D, 545D, 553C, 559, 613G, 924H, 924HZ, 924K, 928H, 928HZ, 930K, 938H, 938K, 950 GC, 953D, 963D, AP-600D, AP-655D
3747136	C3.3, C4.4	120M 2, 2384C, 2484C, 2570C, 2670C, 320E, 320E L, 320E LN, 320E LRR, 320E RR, 323E L, 324E, 324E L, 324E LN, 329E, 329E L, 329E LN, 525D, 535D, 545D, 555D, 559C, 563C, 573C, 579C, 924K, 930K, 938K
3793989	C27, C32	773F, 773G, 773G LRC, 775F, 775G, 777F, 777G, 844H, 844K, 854K, 990H, 990K, 992K, 993K, AD55B, AD60
4478572	3054E, C4.4, C4.4B	416, 420, 422, 426, 428, 430, 434, 442, 444, 450, CS-54, CS-64, M313, M315

Part numbers are used for reference purposes only.

Part No.	Engine	Description
4N8735	3406, 3406B, 3406C, 3406E, 3408, C-15, C-16,	583R, D8R
4P5638	3508B, 3512, 3512B, 3512C, 3516, 3516B, G3508, G3512, G3512E, G3516, G3516B, G3516C, G3516E,	777D, 784B, 784C, 785, 785B, 785C, 785D, 789, 789B, 793, 793B, 797, 797B, 994, PM3512, PMG3516, SPF343
6I0253	3054, 3054B	307, 416B, 416C, 416D, 424D, 428B, 428C, CB-434B, CB-434C, CB-544, CB-545, CP-433C, CS-323C, CS-431C, PS-150B, TH210, TH215, TH62, TH63, TH82
6I0911	3054	312, 315, 317, 416B, 426B, 428B, 436B, 438B, 914G, AP-800C, BG-225B, CB-534B, CB-534C, CB-535B, CP-433C, CS-431C, IT14G, PS-300B
6I0912	3054, 3054B	312, 312B L, 312C, 315, 315B L, 317, 416B, 416C, 416D, 420D, 426C, 428B, 428C, 428D, 430D, 432D, 436C, 438C, 438D, 442D, 554, 908, 914G, AP-800C, BG-225B, BG-225C, CB-434C, CB-534B
6I1343	1673C, 3306, 3306B, 3306C, G3304, G3304B, G3306, G3306B	966F, 972G
6I1346	3304, 3304B, 3306, 3306B, G3304	120G, 12G, 12H, 12H ES, 12H NA, 130G, 140G, 140H, 140H ES, 140H NA, 143H, 14G, 14H NA, 160G, 160H, 160H ES, 160H NA, 163H NA, 215D, 219D, 225D, 229D, 235B, 235C, 235D, 330, 330 FM L, 330 L,
6N1030	3126, 3412, 3412C, 3412D, G3412, G3412C	772B, 773B, 992C, CG137-12, PM3412, PR-1000, PR-750B, SCT673, SPS342, SPT342
6N2450	D353	594H, D9H
6N2460	D353C, G353D	INDUSTRIAL, MARINE
6N2642	3304, 3304B, 3306, 3306B, G3304, G3306	120G, 12G, 12H, 12H ES, 12H NA, 130G, 140G, 140H, 140H ES, 140H NA, 143H, 14G, 14H NA, 160G, 160H, 160H ES, 160H NA, 163H NA, 215B, 215C, 215D, 219D, 225, 225D, 229, 229D, 235, 235B, 235C, 235D, 330, 330 FM L, 330 L, 350, E240, E300
6N2790	D330A	955K
6N2792	D330A	D5, D6, D6B, D6C, 922, 944, 951B, 955H, 955K, 966, 977H, 977

Costex Tractor Parts Copyright © 2023. All rights reserved.



ENGINE OIL PUMPS (CONT.)

Part No.	Engine	Description
6N2793	C2.2	
6N2809	3304, 3306	12E, 12F, 14E
6N2815	3304, 3306	12E, 12F, 14E
6N2820	G3306	D7F
6N2821	3304, 3306	D4D, D5, D6C, 920, 922B, 930, 941, 941B, 944, 951B
7C1531	3408, 3412	651E, 657E, 769C, 771C, 772B, 773B, 775B, 988F, 990, 992C, 992D
7C1772	3412, 3412E, C27, C32	D10N, D10R, D10T, D11R, D11T, D9L
7E2971	3114	446, 446B, 446D, 910E, 918F, 924F, IT12B, IT14B, IT14F, IT18F, IT24F, RT100
7N4170	342, D342	583K, D8K
7W0053	3508, 3508B, 3508C, 3512, G3508, G3508B, G3512	5130, 5130B, 776C, 776D, 777, 777B, 777C, 777D, 854G, 992G, D11N, D11R, PM3508
9N0541	3208	225, 613B
9S1195	D343, G343	120, 140, 631C, 633C, 637, 657B, 666, 768B, 769, 824B, 825B, 826B, 834, 983, 988,

ENGINE OIL PUMPS FOR KOMATSU®

Part No.	Engine	Description
6204-51-1100	3D95S, 4D95L, 4D95S	
6209-51-1700	S6D95L, SA6D95L, SAA6D95LE	PC200
6741-51-1110	SA6D114E, SAA6D114E	PC300, WA400
6742-01-5201	S6D114E, SA6D114E	PC300,WA320,WA420
6218-51-2004	SA6D140E, SAA6D140E, SDA6D140E	WA500
6240-51-1100	SA6D170E, SAA6D170E	WA600
6251-51-1001	6D125, S6D125, S6D125E, SA6D125E, SAA6D125E	HM300, PC400, PC450, PC490, WA470, WA480
6128-52-1013	S6D155, SA6D155	
6136-51-1002	6D105, S6D105, SA6D110	
6136-52-1100	6D105, S6D105, S6D110, SA6D110	
6211-51-1000	6D140, S6D140, S6D140E, SA6D140, SA6D140A, SA6D140E	WA500
6207-51-1100	S6D95L	
6221-53-1101	SAA6D108E	DCA
6620-51-1000	S6D155	
6150-51-1004	6D125, 6D125E	
6221-51-1100	S6D108, SA6D108	PC300, WA380

CYLINDER HEADS



CTP Manufactured Diesel Cylinder Heads for your equipment

CTP cylinder heads are CNC machined to exact specifications using premium materials and state-of-the-art manufacturing to ensure the quality of every casting. CTP Cylinder Heads are available as budget-friendly bare Cylinder Heads for repairs, where re-usable parts are swapped over from the original cylinder head. We offer a complete inventory of new replacement valvetrain parts to complete the job.

Part No.	Engine	Application
1433614	3408E	631D, 631E, 631G, 633E II, 637E, 637G, 657E, 69D, 769C, 769D, 771D, 834B, 836, 988B, 988F II, AD40, AD45, AE40, AE40 II, D8L, D9N, D9R, PM-565, PM-565B
2061555	G3508, G3512, G3516, G3520B	GENERATOR
2067744	CG137-12, G3412	GENERATOR
2275952	3126, 3126B, 3126E, C7	120H, 135H, 322C, 322C FM, 325C, 325C FM, 561N, 938G II, 950G II, 953C, 962G II, 963C, C7, D5N, D6N, IT38G II, IT62G II, M325C MH
2425326	508, 3508B, 3512, 3516, 3516B	5130, 5230, 776C, 784B, 785, 785B, 789B, 793B, D11N, D11R
2977644	C6.4	320D, 320D FM, 320D FM RR, 320D GC, 320D L, 320D LN, 320D LRR, 320D RR, 321D LCR, 323D L, 323D LN, 323D SA
3096663	C6.6	120M, 12M, 2470C, 320D GC, 320D L, 323D L, 553C, 559, 613G, 924H, 924HZ, 928H, 928HZ, 938H, 953D, 963D, AP-600D, AP-655D, AP1000E, AP1055E, BG600D, BG655D, C6.6, CP-56, CP-64, CP-76, CS-56, CS-56B
3109634	3066	318C, 319C, 320C, 320C FM, 320C L, 320D, 320D LRR, 321C, 323D L, 323D LN
3109635	3066	318C, 319C, 320C, 320C FM, 320C L, 320D, 320D LRR, 321C, 323D L, 323D LN
3144185	3126B, 3126E, C7	120H, 135H, 322C, 325C, 938G II, 950G II, 962G II, D6N, IT38G II, IT62G II, M325C MH
4872810	C7, C7.2	324D, 325D, 815B, AP-1000D, AP-1055D

CYLINDER HEADS (CONT.)

Part No.	Engine	Application
1105096	3406B, 3406C	16G, 16H NA, 245D, 375, 375 L, 5080, 578, 583R, 587R, 621E, 621F, 623E, 623F, 627F, 814B, 824C, 824G, 825C, 825G, 826C, 826G, 980C, 980F, 980F II, 980G, D350E, D400E, D40D, D8N, D8R
1105097	3406	627B
1154158	3116	320 L, 928F, 953B, IT28F
1407373	3116, 3126	120H, 120H ES, 120H NA, 135H, 135H NA, 30/30, 320B, 322B L, 322B LN, 322C, 325B L, 525B, 533, 535B, 539, 543, 550, 561M, 570, 574, 580, 613C II, 928G, 938F, 938G, 950F, 950F II, 950G, 953C
1430041	3408, 3408B, 3408C, 3412	589, 631D, 631E, 631G, 633E II, 637E, 637G, 657E, 769C, 769D, 771C, 771D, 834B, 836, 988B, 988F, 988F II, D8L, D9N, D9R, PM-565, PM-565B, PR-450C
1430047	3412, 3412C, 3412D, 3412E	24H, 5110B, 651E, 657E, 773B, 773D, 773E, 775B, 775D, 775E, 844, 990, 990 II, 992C, 992D, C30, C32, D10N, D10R, D9L, PM3412, PR-1000, SCT673, SPS342, SPT342
1482133	3176C, 3196, C-12, C12	MARINE, GENERATOR
1753218	3116, 3126	MARINE
1799461	3176C, C-10, C-12	CPT372, R1600, R1600G, R1700G, SBF214, SUF557
1799462	3176C, 3196	140H, 143H, 14H, 160H, 163H, 16H, 345B, 345B II, 345B II MH, 345B L, 365B, 365B II, 365B L, 572R II, 65E, 725, 730, 75E, 814F, 815F, 816F, 85E, 95E, 966G II, 972G II, D7R II, TK1051, W345
1838171	3066 (REAR)	320B, 320C, 320C FM
1838174	3066 (FRONT)	320B, 320C, 320C FM
1921322	3412E	24H, 5110B, 651E, 657E, 773B, 773D, 773E, 775B, 775D, 775E, 844, 990, 990 II, 992C, C30, C32, D10N, D10R, D9L
1N4304	3304, 3304B	120G, 130G, 215, 215B, 215C, 225, 515, 517, 518, 518C, 525, 527, 930, 930R, 936, 936F, 950B, 950B/950E, 963, CB-534, D4E, D4E SR, D4H, D4H XL, D4HTSK III, D5H, D5HTSK II, G936
1P4303	3306	1673C, 561C, 627, 814, 966C, 977K, 980B, D5, D6C, D7F
2237263	3406E, 3456	24M, 365C, 365C L, 365C L MH, 385B, 385C, 385C FS, 385C L, 385C L MH, 5090B, 583T, 587T, 621G, 623G, 627F, 627G, 631D, 631G, 637G, 651B, 657B, 657E, 657G, 735, 740, 770, 772, 824C, 824G
2327519	3054C	312D2, 312D2 GC, 312D2 L, 313D2, 313D2 LGP, 318D2 L, 414E, 416D, 416E, 420D, 420E, 422E, 424D, 428D, 428E, 430D, 430E, 432D, 432E, 434E, 442D, 442E, 444E, 914G, AP-650B, AP-800D, C4.4, CB-434D

Part No.	Engine	Application
2425327	3508, 3508C, 3512, 3516, 3516C, PM3512, PM3516	MARINE, INDUSTRIAL, GENERATOR
2425328	3508, 3508B, 3508C, 3512, 3512B, 3512C, 3516, 3516B, 3516C,	776D, 777, 777B, 777C, 777D, 784C, 785, 785B, 785C, 785D, 789, 789C, 789D, 793C, 793D, 797, 797B, 854G, 992G, 994D, 994F, 994H
2454324	3406E, 3456	385B, 621G, 623G, 627G, 735, 740, 824G, 824G II, 825G II, 826G II, 834G, 836G, 980G, 980G II, 988G, C-15, C-16, C-18, C16, C18, D350E II, D400E II, D8R II
2465432	3046	315C, 317B LN, 318B, D3G, D4G, D5C III, D5G
2811640	3406E	24M, 365C, 365C L, 365C L MH, 374D L, 374F L, 385C, 385C FS, 385C L, 385C L MH, 390D, 390D L, 390F L, 583T, 587T, 621B, 621G, 623G, 627F, 627G, 631D, 631E, 631G, 633E II, 637D, 637E, 637G, 651B
2N9331	G379, G399	GENERATOR
2S9004	D330A, D330B	951B, 955H, 955K, D4D
3117226	C9	12H, 330C FM, 330C L, 330C MH, 627G, 637D, 637G, C-9, D6R II, MTC735, TK711, TK721, TK722, TK732, TK741, TK751, TK752
3197263	C3.4	236B, 236B3, 242B3, 246C, 252B, 252B3, 256C, 257B3, 259B3, 262C, 262C2, 267B, 268B, 272C, 277C, 277C2, 279C2, 287C, 287C2, 289C2, 297C, 3044C, 906, 906H, 907H, 908, 908H
3323619	C9	140M, 140M 2, 160M, 160M 2, 2290, 2390, 2391, 2491, 2590, 330D, 330D FM, 330D L, 330D LN, 330D MH, 336D, 336D L, 336D LN, 336D2, 336D2 L, 340D L, 340D2 L, 511, 521, 521B, 522, 522B, 532, 541, 541 2
4N6765	1693	16, 631C, 768B, 769, 824B, 825B, 826B, 834, 983, D343
4N7000	D339	D7E D7F
5H7169	D339	D7, 17A
5N8319	D379B, D398B, D399	MARINE, INDUSTRIAL, GENERATOR
5N8335	D353	D9H
5S1884	D333B	1673B, 561B, 977H, 977K,
6I2378	3204, 3208	D3B, D3C, D4H, D5C. 916, 926E, 508
7L0138	D379, D379A, D379B, D398, D398A, D398B, D399	
7N0848	3412	651E, 657E, 772B, 773B, 992C, D9L
7N0858	3408	3408, 631D, 633D, 637D, 639D, 657E, 768C, 769C, 834B, 988B, D8L
7N3630	D353C	D9G, D9H
7N6340	D353C	D9G, D9H
7N9532	D348	777, D10

Part numbers are used for reference purposes only.

Costex Tractor Parts Copyright © 2023. All rights reserved.

CYLINDER HEADS (CONT.)

Part No.	Engine	Application
7S7070	3304	941, 950, D4D
7W2225	3408, 3408B, 3408C, 3408E, 3412	589, 631D, 631E, 633D, 633E II, 637D, 637E, 639D, 657E, 768C, 769C, 769D, 771C, 771D, 834B, 836, 988B, 988F, 988F II, D8L, D9N, D9R, PM-565, PM-565B, PR-450, PR-450C
7W2243	3412, 3412C, 3412E,	24H, 651E, 657E, 772B, 773B, 773D, 775B, 775D, 990, 990 II, 992C, 992D, D10N, D10R, D9L, PR-1000, PR-750B
8N1187	3306	120B, 12G, 140G, 14G, 1673C, 235,528, 561D, 571G, 572G, 627B, 637D, 639D, 814, 815, 816, 966C, 977L, D5B, D6D, D7F, D7G
8N1188	3304	120G, 130G, 215, 225, 518, 920, 930, 941, 950, 951B, 955L, D4E
8N6000	D342C	583K, D8H, D8K
8N6004	D342	583K, D8H, D8K
8N6796	3306, 3306B	12G, 12H, 12H ES, 12H NA, 140G, 140H, 140H ES, 140H NA, 143H, 14G, 14H NA, 160H, 160H ES, 160H NA, 163H NA, 235, 235B, 235D, 330, 330 FM L, 330 L, 330B, 330B L, 350, 528, 528B, 530B, 545
9N0320	D348	943

CYLINDER HEAD ASSEMBLIES FOR KOMATSU®

Part No.	Engine	Description
6731-11-1371	EGS120, WA200, WA200PT	EGS120, WA200, WA200PT
6754-11-1211	SAA6D107E	WA250PZ, WA320PZ

ASSEMBLED CYLINDER HEADS



CTP also offers complete Cylinder Heads fully built, ready to install. The heads are assembled using blueprinting methods; where all the parts and components are checked for proper fit prior to assembly. All of our cylinder heads are checked for dimensional accuracy, straightness and surface finish. The valve seats are micro finished and the assembled cylinder heads are vacuum leak tested to assure a positive valve to seat seal.

Part No	Engine	Application
1068249	3046	315, 933, 933C, 939, 939C, D3C III, D3G, D4C III, D4G, D5C III, D5G

Part No	Engine	Application
1081887	3412E	24H, 5110B, 651E, 657E, 773B, 773D, 773E, 775B, 775D, 775E, 844, 990, 990 II, 992C, D10N, D10R, D9L
1260441	3116, 3126	MARINE
1323208	3176C, C-10, C-12	CPT372, R1600, R1600G, R1700G, SBF214, SUF557
1329254	3054	312, 315, 317, 416C, AP-800C, BG-225B, CB-534B, CB-534C, CB-535B, CP-433C, CS-431C, TH62
1411207	3408, 3408B, 3408C	589, 657E, 834B, D9N, D9R, PR-450C
2061556	G3508, G3512, G3516, G3520B	GENERATOR
2141667	3406B, 3406C	6G, 16H NA, 375, 375 L, 5080, 578, 583R, 587R, 621F, 623F, 627F, 980C, 980F, 980G, D8N, D8R, D8R II, RM-250C, RR-250B
2168335	3056E	550B, 560B, 564, 574B, 924G, 924GZ, 930G, AP-655C, BB-760, CP-573E, CP-663E, CS-563E, CS-583E, CS-663E, CS-683E, IT28G, M316C, M318C, M318C MH, M322C
2195847	3126E C7 C9	120K, 120K 2, 12K, 12M, 140G, 140K, 140K 2, 140M, 160K, 324D, 324D FM, 324D FM LL, 324D L, 324D LN, 325D, 325D FM, 325D FM LL, 325D L, 325D MH, 326D L, 328D LCR, 329D, 329D L, 329D LN, 525C, 535C, 545
2275955	3126	TRUCK, INDUSTRIAL
2352974	C15, C18	24M, 365C, 365C L, 365C L MH, 385C, 385C FS, 385C L, 385C L MH, 583T, 587T, 621G, 623G, 627G, 631D, 631G, 637D, 637G, 651B, 657E, 657G, 770, 772, 824H, 825H, 826H, 834H, 836H, 980H, 988H, AD45B
2474868	3054C	414E, 416E, 416F, 420F, 422E, 422F, 428E, 428F, 430F, 432E, 432F, 434E, 434F, 442E, 444E, 444F, AP-300, C4.4, CB-434D, CS-323C, CS-423E, TH210, TH215
2784841	3126B C7	MARINE
2784843	3126B C7	MARINE, INDUSTRIAL
3050617	C11, C13	14M, 16M, 345C, 345C L, 345C MH, 345D, 345D L, 345D L VG, 349D, 349D L, 725, 730, 966H, 972H, 980C, C11, C13, CX31-C13I, D8N, R1600H, R1700G, RM-300, TH35-C11I, TH35-C13I, W345C MH
4325470	C15	24M, 365C, 365C L, 365C L MH, 374D L, 374F L, 385C, 385C FS, 385C L, 385C L MH, 390D, 390D L, 583T, 587T, 621B, 621G, 623G, 627F, 627G, 631D, 631E, 631G, 637D, 637E, 637G, 651B, 657E, 657G, 735, 735B
4872807	C7	TRUCK, 324D, 325D, 815
1051708	3116	
1413228	3412, 3412C, 3412D	990, 992D, PM3412, PR-1000, SCT673, SPS342, SPT342

ASSEMBLED CYLINDER HEADS (CONT.)

Part No	Engine	Application
1482134	3176C, 3196, C-12, C12	
1482144	3176C, C-10, C-12	CPT372, R1600, R1600G, R1700G, SBF214, SUF557
1482149	3176C, 3196	140H, 143H, 14H, 160H, 163H, 16H, 345B, 345B II, 345B II MH, 345B L, 365B, 365B II, 365B L, 480, 572R II, 65E, 725, 730, 75E, 814F, 815F, 816F, 85D, 85E, 95E, 966G II, 972G II, C-10, C-12
1605130	3116, 3126	120H, 120H ES, 120H NA, 135H, 135H NA, 320B, 322B L, 322B LN, 322C, 322C FM, 325B L, 35, 45, 525B, 533, 535B, 539, 543, 55, 550, 561M, 570, 574, 580, 613C II, 928G, 938F, 938G, 950F, 950F
1605136	3116, 3126	30/30, 45, 938F, 960F, 962G
1835296	3406E, 3456	385B, 5090B, 621G, 623G, 627G, 735, 740, 824G, 824G II, 825G II, 826G II, 834G, 836G, 980G, 980G II, 988G, AD30, AD55, C-15, C-16, C-18, C16, C18, D350E II, D400E II, D8R II, MTC835, R290
1W1439	3406B	16G, 245, 621E, 621F, 623E, 623F, 627E, 627F, 814B, 824C, 825C, 826C, 980C, D400, RR-250, SS-250
1W2282	3208	225D, 231D, FB221, PR-1000
2239250	3406E, 3456	24M, 365C, 365C L, 365C L MH, 385B, 385C, 385C FS, 385C L, 385C L MH, 5090B, 583T, 587T, 621G, 623G, 627F, 627G, 631D, 631G, 637G, 651B, 657B, 657E, 657G, 735, 740, 770, 772, 824C, 824G
2528439	C9	140M, 160M, 2290, 2390, 2391, 2491, 2590, 330D, 330D FM, 330D L, 330D LN, 330D MH, 336D, 336D L, 336D LN, 511, 521, 522, 532, 541, 551, 552, 627G, 637D, 637E, 637G, 814F II, 815F II, 816F II, 973C
2635055	3406E	24M, 365C, 365C L, 365C L MH, 374D L, 374F L, 385C, 385C FS, 385C L, 385C L MH, 390D, 390D L, 390F L, 583T, 587T, 621B, 621G, 623G, 627F, 627G, 631D, 631E, 631G, 633E II, 637D, 637E, 637G, 651B
2733034	C-9	12H, 330C, 330C FM, 330C L, 330C MH, 627G, 637D, 637G, D6R II, MTC735, TK711, TK721, TK722, TK732, TK741, TK751, TK752
2W6947	4.236	205, 206
3172440	3508, 3508B, 3512, 3512B, 3512C, 3516, 3516B, 3516C	776D, 777, 777B, 777C, 777D, 784C, 785, 785B, 785C, 785D, 789, 789B, 789C, 789D, 793C, 793D, 797, 797B, 854G, 992G, 994D, 994F, 994H
3356218	3508, 3512, 3516, PM3516	MARINE, INDUSTRIAL, GENERATOR

Part No	Engine	Application
3442149	C9	140M, 140M 2, 160M, 160M 2, 2390, 2391, 2491, 2590, 330D, 330D FM, 330D L, 330D MH, 336D, 336D L, 336D LN, 336D2, 336D2 L, 340D L, 340D2 L, 511, 521, 521B, 522, 522B, 532, 541, 541 2, 551, 552
4W0095	3508, 3508C, 3512, 3516, PM3512, PM3516	777B, 785, 789, 994, D11N
4W5311	3406, 3406B	16G, 245, 621B, 623B, 627B, 824C, 825C, 826C, 980C
5I7751	3066 (TWO HEADS)	320, 320 L, 320B, 320B FM LL, 320B L, 320B U, 320N, 321B
5N8336	D353, D353C	594H, D9H
7C3807	3208	225D, 227, 229, 231D, 613C, CB-614, CS-551, PR-1000, PS-500
7N1302	3406, 3406B	16G, 245, 621B, 623B, 824C, 825C, 826C, 980C, 983B
7N8874	3304, 3304B	120G, 130G, 215, 215B, 215C, 225, 229, 3304, 3304B, 515, 517, 518, 518C, 525, 527, 930R, 936, 936F, CS-643, D4E, D4E SR, D4H, D4H XL, D4HTSK III, D5H, D5H XL, D5HTSK II, E240, FB518, G936
7N8876	3306, 3306B	12G, 12H, 12H ES, 12H NA, 140G, 140H, 140H ES, 140H NA, 143H, 14G, 14H NA, 160G, 160H, 160H ES, 160H NA, 163H NA, 235, 235B, 528, 528B, 530B, 814B, 815B, 816B, 966C, 966D, 966R, 972G
7W2202	3406B	16G, 245, 621E, 621F, 623E, 623F, 627E, 627F, 814B, 824C, 824G, 825C, 825G, 826C, 826G, 980C, 980G, RR-250, SS-250
7W2203	3406B, 3406C	16G, 16H NA, 245B, 245D, 375, 375 L, 5080, 578, 583R, 587R, 621E, 621F, 623E, 623F, 627E, 627F, 814B, 980C, 980F, 980F II, 980G, D350E, D400E, D40D, D8N, D8R, D8R II, HT400, PM-465
7W2224	3408, 3408B, 3408C	589, 631D, 631E, 633D, 637D, 637E, 639D, 657E, 768C, 769C, 771C, 834B, 836, 988B, 988F, D8L, D9N, D9R, PM-565, PR-450, PR-450C
7W2242	3412, 3412C	651E, 657E, 772B, 773B, 775B, 990, 992C, 992D, D10N, D9L, PR-1000, PR-750B

CYLINDER HEAD GROUPS (Following items available upon request)

Part No	Engine	Application
4W9560-1	3508, 3512, 3516 (S/N 97Y-671)	777B, 785, 789, 994, D11N
4W9560-2	3508, 3512, 3516 (S/N 97Y672-715)	777B, 785, 789, 994, D11N
4W9560-3	3508, 3512, 3516 (S/N 97Y716-UP)	777B, 785, 789, 994, D11N



CYLINDER HEAD GROUPS (CONT.)

Part No	Engine	Application
1453216T	3508, 3508B, 3512, 3512B, 3516B, 5130B, 5230B	5130B, 5230B, 776D, 777, 777D, 784C, 785C, 789C, 793C, 797, 797B, 854G, 992G, 994D, D11R, PM3508, PM3512, PM3516, PP3516, SPF343, SPS343, SPT343
1838171C	3066 (REAR)	320B, 320C, 320C FM
1838174C	3066 (FRONT)	320B, 320C, 320C FM
1N4304C	3304, 3304B,	120G, 130G, 215, 215B, 215C, 225, 515, 517, 518, 518C, 525, 527, 930, 930R, 936, 936F, 950B, 950B/950E, 963, CB-534, D4E, D4E SR, D4H, D4H XL, D4HTSK III, D5H, D5HTSK II, G936
1P4303C	3306	1673C, 561C, 627, 814, 966C, 977K, 980B, D5, D6C, D7F
2S9004C	D330A, D330B	951B, 955H, 955K, D4D
4N6765C	1693	16, 1693, 631C, 768B, 769, 824B, 825B, 826B, 834, 983, D343
4N7000C	D339	INDUSTRIAL
7L0138C	D379, D379A, D379B, D398, D398A, D398B, D399	MARINE
7N0858C	3408	631D, 633D, 637D, 639D, 657E, 768C, 769C, 834B, 988B, D8L
7N3630C	D353C	D9G, D9H
7N6340C	D353C	D353C, D9G, D9H
7S7070C	3304	941, 950, D4D
8N1187C	3306	120B, 12G, 140G, 14G, 1673C, 235, 528, 561D, 571G, 572G, 627B, 637D, 639D, 814, 815, 816, 966C, 977L, D5B, D6D, D7F, D7G
8N1188C	3304	120G, 130G, 215, 225, 518, 920, 930, 941, 950, 951B, 955L, D4E
8N6000C	D342, D342C	583K, D8H, D8K
8N6004C	D342, D342C	583K, D8H, D8K
8N6796C	3306, 3306B	12G, 12H, 12H ES, 12H NA, 140G, 140H, 140H ES, 140H NA, 143H, 14G, 14H NA, 160H, 160H ES, 160H NA, 163H NA, 235, 235B, 235D, 330, 330 FM L, 330 L, 330B, 330B L, 350, 528, 528B, 530B
CTPC9060C	C9	INDUSTRIAL

\* Kit Includes Head Gasket

PRE-COMBUSTION CHAMBERS



Engine Model	Part No.	Glow Plug
3204	4N8809	3T8705
3406, 3408, 3412	4N3714	3T8705/3T8706
D311, D315, D318	2S1273	3H2033
D315, D318, 3208	1S1967	3H2033
D315, D330	5S1833	3H2033/3T8705
D318G	1S1970	3H2033
D320	2M8590	3T9562
D330, D333	5S1822	3T8705
D330C, D333C, 3304, 3306	5S6795	3T8705/3T9561
D333C	8S1522	3T8705
D339, D342C	2P0483	3T9562
D342, D342C	2P0484	3T9562
D343, 1693	8S1523	3T9562
D346, D348, D349	8N9489	3T9562
D346, D348, D349	9S6743	3T9562
D353	7S5787	3T9562/3T9563
D353	8S3617	3T9563
D375, D386, D397	5F8265	-
D9H, D353	6N6969	7L2123

C SERIES HEAD BOLTS



Engine	Part No.	Description	Specifications	Req.
C7	2768134	BOLT	M16-1.5 X 120MM	14
C9	2632915	BOLT-12 POINT	M16-2.00 X 180MM 12 POINT	26
	9X8268	WASHER	17.5 X 30 X 3.5 MM THK	26
C10	1750454	HEAD BOLT	M16X2X160-MM	26
	2S5658	WASHER HARD	17 X 29 X 3MM THK	26
C11, C13	2421811	BOLT HEX	M16 - 2.00 X 220MM 12.9 HX PL	26
	2104460	HEX CAP SCREW	M10 - 1.50 X 130MM 10.9 PLAIN ST	8
	2S5658	WASHER HARD	17 X 29 X 3MM THK	26
C12	1750454	HEAD BOLT	M16 X 2 X 160 MM	26
	2S5658	WASHER HARD	17 X 29 X 3MM THK	26
C15, C16, C18	1241855	BOLT-12 POINT HEAD	3/4 - 16 X 7.638 - IN.	16
	5H1504	WASHER HARD	20 X 33.5 X 5 MM THK	26
	1241854	BOLT-12 POINT HEAD	3/4 - 16 X 8.5 - IN.	10
C27, C32	1241855	BOLT-12 POINT HEAD	3/4 - 16 X 7.638 - IN.	32
	5H1504	WASHER HARD	20 X 33.5 X 5 MM THK	52
	1241854	BOLT-12 POINT HEAD	3/4 - 16 X 8.5 - IN.	20
C30	2K2813	BOLT	3/4 - 16 X 10 - IN.	40
	5H1504	WASHER HARD	20 X 33.5 X 5 MM THK	40

ENGINE VALVES



Part No.	Description	Engine Model
9M4163	VALVE EXHAUST	1673, D330A, D330B, D333A, D333B
7M7358	VALVE INLET	1673, D330A, D330B, D333A, D333B
7S2514	VALVE INLET	1676
1S2903	VALVE EXHAUST	1676, D334, D336
2S8143	VALVE INLET	1676, D334, D336
1566986	VALVE EXHAUST	3013
1566985	VALVE INLET	3013
1529857	VALVE EXHAUST	3024C, 3034
1888640	VALVE INLET	3024C, 3034
3081861	VALVE EXHAUST	3024C, C1.5, C2.2
4359547	VALVE EXHAUST	3024C, C2.2, C2.4
3441624	VALVE EXHAUST	3024C, C2.2, C2.4
2335470	VALVE EXHAUST	3044C, 3046, C3.4
2335469	VALVE INLET	3044C, 3046, C3.4
7W2522	VALVE EXHAUST	3054
2W6988	VALVE INLET	3054
1382050	VALVE EXHAUST	3054, 3056
1456857	VALVE EXHAUST	3054, 3056
7W4602	VALVE EXHAUST	3054, 3056
1004626	VALVE INLET	3054, 3056
1382052	VALVE INLET	3054, 3056
1456855	VALVE INLET	3054, 3056
6I0282	VALVE INLET	3054, 3056
6I1196	VALVE INLET	3054, 3056
1763137	VALVE EXHAUST	3054C
2255499	VALVE EXHAUST	3054C
1763134	VALVE INLET	3054C
2255495	VALVE INLET	3054C
5I7738	VALVE INLET	3066
5I7739	VALVE EXHAUST	3066
2128477	VALVE INLET	3066
7W8064	VALVE INLET	3114, 3116
1360819	VALVE EXHAUST	3116, 3126
1632432	VALVE EXHAUST	3116, 3126
1614280	VALVE INLET	3116, 3126
1632431	VALVE INLET	3116, 3126
1577129	VALVE INLET	3126, C7
1478211	VALVE EXHAUST	3126B, 3126E, C7
1457390	VALVE INLET	3126B, 3126E, C7
2527801	VALVE INLET	3126B, 3126E, C7

Part numbers are used for reference purposes only.

Part No.	Description	Engine Model
9N0185	VALVE EXHAUST	3204
9N0180	VALVE INLET	3204
1196772	VALVE EXHAUST	3208
9L7683	VALVE EXHAUST	3208
7C0362	VALVE INLET	3208
9L7682	VALVE INLET	3208
1487455	VALVE EXHAUST	3304, 3306
8N0875	VALVE EXHAUST	3304, 3306
1007860	VALVE INLET	3304, 3306
5S6452	VALVE INLET	3306, 3304
1152367	VALVE EXHAUST	3406, 3408, 3412
1152368	VALVE INLET	3406, 3408, 3412
1527585	VALVE EXHAUST	3406E
1528380	VALVE INLET	3406E
1220321	VALVE EXHAUST	3406E, 3408, 3408E
1220322	VALVE INLET	3406E, 3408, 3408E
1537023	VALVE INLET	3406E, C15, 16
1537024	VALVE EXHAUST	3406E, C15, C16
4907200	VALVE EXHAUST	3406E, C15, C18
4907198	VALVE INLET	3406E, C15, C18
4907199	VALVE INLET	3406E, C15, C18
1642542	VALVE EXHAUST	3412C, 3412E, C32
1642543	VALVE INLET	3412C, 3412E, C32
2102529	VALVE EXHAUST	3500 SERIES
3074641	VALVE EXHAUST	3500 SERIES
7E4609	VALVE INLET & EXHAUST	3500 SERIES
7C5188	VALVE EXHAUST	3500 SERIES
4688825	VALVE EXHAUST	3512, 3516
1944897	VALVE EXHAUST	3512, 3516
4688824	VALVE INLET	3512, 3516
4359544	VALVE INLET	C1.1, C1.5, C2.2
4359546	VALVE EXHAUST	C1.5
3890696	VALVE EXHAUST	C3.3
3153390	VALVE INLET	C3.3, C4.4, 3054C
3153394	VALVE EXHAUST	C3.3, C4.4, C7.1
3365447	VALVE EXHAUST	C4.4
3365446	VALVE INLET	C4.4, C7.1
2941685	VALVE EXHAUST	C6.4
2941684	VALVE INLET	C6.4
3399637	VALVE EXHAUST	C6.6
3096678	VALVE INLET	C6.6
1577130	VALVE EXHAUST	C7, C7.2
4971111	VALVE INLET	C7.1
1883122	VALVE EXHAUST	C9
2418383	VALVE EXHAUST	C9
4901721	VALVE EXHAUST	C9
4901723	VALVE EXHAUST	C9
1632442	VALVE INLET	C9
1874123	VALVE INLET	C9

Costex Tractor Parts Copyright © 2023. All rights reserved.



ENGINE VALVES (CONT.)

Part No.	Description	Engine Model
2527803	VALVE INLET	C9
4901726	VALVE INLET	C9
4901728	VALVE EXHAUST	C9.3
4901729	VALVE INLET	C9.3
1337029	VALVE EXHAUST	C10, C12, 3176
1929213	VALVE INLET	C10, C12, 3176
7E9578	VALVE INLET	C10, C12, 3176
2481467	VALVE EXHAUST	C11, C13
2243028	VALVE INLET	C11, C13
2527802	VALVE INLET	C11, C13
1570671	VALVE EXHAUST	C12, 3176B, 3176C, 3196
1570672	VALVE INLET	C12, 3176B, 3176C, 3196
4F0212	VALVE EXHAUST	D315, D318
6H3026	VALVE INLET	D315, D318
2M7727	VALVE EXHAUST	D320
9H4811	VALVE INLET	D320
1W1819	VALVE EXHAUST	D342
8H1994	VALVE EXHAUST	D342
1W1818	VALVE INLET	D342
8H1993	VALVE INLET	D342
1P0407	VALVE INLET	D343, D346
7E7830	VALVE EXHAUST	D346
1N4885	VALVE INLET	D346
2W3211	VALVE EXHAUST	D379, D398, D399
1W8606	VALVE INLET	D379, D398, D399
8N3723	VALVE EXHAUST	D398B, D399
7M7817	VALVE INLET	D398B, D399
7W7491	VALVE EXHAUST	G3304B, G3306
7W7490	VALVE INLET	G3304B, G3306
2W2877	VALVE EXHAUST	G3306
2W2621	VALVE INLET	G3306
1018314	VALVE EXHAUST	G3406, G3408, G3412
2W2443	VALVE EXHAUST	G3406, G3408, G3412
1227353	VALVE INLET	G3406, G3408, G3412
4W5374	VALVE INLET	G3406, G3408, G3412
2120933	VALVE EXHAUST	G3408C
2120932	VALVE INLET	G3408C
8M2552	VALVE EXHAUST	G342, G343, G353
8M2553	VALVE INLET	G342, G343, G353
1N4886	VALVE INLET	G343, G348
5S5323	VALVE EXHAUST	G353D, G379A

VALVES FOR KOMATSU®

Part No.	Description	Engine Model
6136-41-4211	VALVE EXHAUST	S6D105
6136-41-4110	VALVE INLET	S6D105
6150-41-4210	VALVE EXHAUST	6D125, S6D125


Part No.	Description	Engine Model
6150-41-4111	VALVE INLET	6D125, S6D125
6150-42-4110	VALVE INLET	S6D125E
6215-41-4212	VALVE EXHAUST	S6D140
6215-41-4110	VALVE INLET	S6D140
6127-41-4214	VALVE EXHAUST	S6D155-4A, S6D155-4B, S6D155-4C
6209-41-4110	VALVE INLET	S6D95L SA6D95L, SAA6D95L
6736-41-4210	VALVE EXHAUST	SA6102-1AC
6736-41-4110	VALVE INLET	SA6102-1AC
6127-41-4113	VALVE INLET	SA6D155-4, S6D155-4
6209-41-4210	VALVE EXHAUST	SA6D95L, SAA6D95LE
6754-41-4100	VALVE INLET	SAA6D107E
6150-42-4210	VALVE EXHAUST	SAA6D125E, SA6D125E, S6D125E
6217-41-4110	VALVE INLET	SAA6D140E, SA6D140E
6164-41-4211	VALVE EXHAUST	SAA6D170-1, SA6D170-1, S6D170-1
6162-43-4111	VALVE INLET	SAA6D170-1, SA6D170-1, S6D170-1
6240-41-4220	VALVE EXHAUST	SAA6D170E, SA6D170E
6240-41-4110	VALVE INLET	SAA6D170E, SA6D170E



Today's trends are shifting towards higher performance, fuel economy, natural resource conservation, and the introduction of special blended fuels. All these pose a special demand on Diesel engines, especially on the exhaust valves. One of the key requirements of exhaust valve materials is oxidation resistance. Nimomic® 80A alloy, a nickel-base, high temperature alloy, containing a high percentage of chromium, is characterized by excellent high oxidation resistance and super resistance to fatigue under very high temperature conditions. CTP's new High Performance Nimomic® 80A super alloy Intake & Exhaust Valves offer rugged reliability, extended life and durability. This technology allows us to provide the highest level of performance and reliability for your engine.

Engine	Inlet Valve	Exhaust Valve
3013	1566985	1566986
3024C, 3034	1888640	1529857
C2.2	3081860	3441624
C9	2527803	2418383
C12, 3176B, 3176C, 3196	1570672	1570671
C15, C27, C32, 3508B	4907198	4907199

\* Other part no. not included in the list are available. Please contact your sales representative if you have any questions. Part Numbers are used for reference purposes only. Nimomic® is a registered trademark of Special Metals Corporation.



Part No.	Description	Engine Model
0947749	GUIDE	4D31 (MISTSUBISHI)
1008150	GUIDE-VALVE	3176, 3176B, 3176C, 3196, C10
1039247	GUIDE-VALVE	3044, 3044C, 3046
1227374	GUIDE-VALVE	3406, 3406B, 3406C
1227375	GUIDE-VALVE	3126B, 3406E, 3456, C15
1339306	GUIDE-VALVE INTAKE	3508, 3508B, 3508C, 3512, 3512B, 3512C, 3516, 3516B, 3516C
1409670	GUIDE-VALVE	3126, 3126B, 3126E
1478220	GUIDE-VALVE	3126, 3126B, 3126E
1487425	GUIDE-VALVE	3304, 3304B, 3306, 3306B, 3306C
1511330	GUIDE-VALVE	G3408, G3408B, G3408C, G3412, G3412C
1516235	GUIDE-VALVE EXHAUST	G3406
1605436	GUIDE-VALVE INTAKE	3054, 3056
1605438	GUIDE-VALVE EXHAUST	3054, 3056
1614485	GUIDE-EX VALVE	3034
1621589	GUIDE-VALVE	3306, 3306C
1639256	GUIDE-VALVE EXHAUST	3054, 3054B, 3056, 3056E
1737188	GUIDE-VALVE	3406B, 3408, 3408B, 3408C, 3408E, 3412, 3412C, 3412D, 3412E, 3516B
1838172	GUIDE-VALVE INTAKE	3064, 3066
1838173	GUIDE-VALVE EXHAUST	3064, 3066
1845494	GUIDE-VALVE EXHAUST	G3508, G3512, G3512E, G3516, G3516B, G3516C, G3516E, G3516H, G3520B, G3520C, G3520E, PMG3516
1845495	GUIDE-VALVE INTAKE	G3508, G3512, G3512E, G3516, G3516B, G3516C, G3516E, G3516H, G3520B, G3520C, G3520E, PMG3516
1850882	GUIDE-VALVE INTAKE	3054, 3054B, 3054C, 3054E, 3056, 3056E
1916766	GUIDE-VALVE INTAKE	G3508, G3508B, G3512, G3512B, G3516, G3516B, G3520B, PMG3516
1976995	GUIDE-VALVE EXHAUST	3508, 3508B, 3508C, 3512, 3512B, 3512C, 3516, 3516B, 3516C,
2061541	GUIDE-VALVE EXHAUST	G3508, G3512, G3516, G3516B, G3520B, PMG3516
2137536	GUIDE-VALVE INTAKE	G3406, G3408, G3408B, G3408C, G3412, G3412C
2137537	GUIDE-VALVE EXHAUST	G3406, G3408, G3408B, G3408C, G3412, G3412C

Part numbers are used for reference purposes only.

Part No.	Description	Engine Model
2550897	GUIDE-VALVE EXHAUST	G3508, G3508B, G3512, G3512B, G3516, G3516B, G3520B, PMG3516
2558665	GUIDE-VALVE	C9.3
2592186	GUIDE-VALVE	C-13, C13
2595829	GUIDE-VALVE INTAKE	C9
2604856	GUIDE-VALVE EXHAUST	C9
2682953	GUIDE-VALVE	C13
3054885	GUIDE	C4.2, C6.4
3802073	GUIDE-VALVE	C6.6
1S2899	GUIDE	1676
1W1816	GUIDE-VALVE	D342, G342C
2N9298	GUIDE-VALVE INTAKE	D379B, G379, G398, G399
2N9299	GUIDE-VALVE EXHAUST	D379B, G379, G398, G399
2S0893	BUSHING INTAKE	D342
3N0515	BUSHING	3306, G3306
4F6949	BUSHING	D315, D318
4H0621	BUSHING	D315
4H7302	GUIDE	D342, D342C, G342C
4N3664	GUIDE INTAKE	D353C, D379A, D379B, D398A, D398B, D399, G353D
4N3668	GUIDE	1693, D343, D346, D348, D349, G343
4W9176	GUIDE-VALVE	G3304
5S2921	GUIDE-VALVE	1674, 1676, D334
6I2864	GUIDE-VALVE INTAKE	3208, 3508
6I2865	GUIDE-VALVE EXHAUST	3208
6N2236	GUIDE	1693, D343, D346, D348, D349, G343
6N8847	GUIDE EXHAUST	D353C, D379A, D379B, D398A, D398B, D399
7C0363	GUIDE-VALVE .005"	C3406, 3408
7C3720	GUIDE-VALVE INTAKE 0.005" OS	D379B
7E1551	GUIDE-VALVE	G3306, G3306B
7N2051	GUIDE	D342, G342C
7W1636	GUIDE-VALVE	G3408, G3408B, G3412
9Y1846	GUIDE-VALVE EXHAUST	G3508, G3512, G3516
9Y1847	GUIDE-VALVE	3508, 3512, 3516, 785, 994, G3508, G3512, G3516
9Y7895	GUIDE-VALVE	G3304, G3304B, G3306
9Y8848	GUIDE-VALVE	3114, 3116, 3126

VALVE GUIDES FOR KOMATSU®

Part No.	Description	Engine Model
6127-11-1141	GUIDE, CROSSHEAD KOMATSU®	S4D155, S6D155, SA6D155

Costex Tractor Parts Copyright © 2023. All rights reserved.

VALVE GUIDES FOR KOMATSU® (CONT.)

Part No.	Description	Engine Model
6217-16-1440	GUIDE, VALVE KOMATSU®	SA6D140E, SAA12V140E, SAA6D140E, SDA6D140E
6736-19-1310	GUIDE 60.50MM KOMATSU®	S4D102E, S6D102E, SAA6D102E

VALVE GUIDES FOR KOMATSU® (CONT.)

Part No.	Description	Engine Model
6736-19-1410	GUIDE 51.75MM KOMATSU®	S4D102E, S6D102E, SAA6D102E

## VALVE SEAT INSERTS I



Part No.	Description	Engine	Equipment
1039252	VALVE SEAT INSERT (INLET)	3044C	236B, 236B3, 242B3, 246C, 252B, 252B3, 256C, 257B3, 259B3, 262C, 262C2, 267B, 268B, 272C, 277C, 277C2, 279C, 279C2, 287C, 287C2, 289C, 289C2, 297C, 299C, 315, 315B, 315C, 317B LN, 318B, 906
1039253	VALVE SEAT INSERT (EXHAUST)	3044C	236B, 236B3, 242B3, 246C, 252B, 252B3, 256C, 257B3, 259B3, 262C, 262C2, 267B, 268B, 272C, 277C, 277C2, 279C, 279C2, 287C, 287C2, 289C, 289C2, 297C, 299C, 315, 315B, 315C, 317B LN, 318B, 906
1070265	VALVE SEAT INSERT (EXHAUST)	3304, 3304B, 3306, 3306B, 3306C	120G, 12G, 12H, 12H ES, 12H NA, 130G, 140G, 140H, 140H ES, 140H NA, 143H, 14G, 14H NA, 160G, 160H, 160H ES, 160H NA, 163H NA, 235B, 330, 330 L, 330B L, 350, 515, 517
1070268	VALVE SEAT INSERT (INLET)	3304, 3304B, 3306, 3306B, 3306C,	120G, 12G, 12H, 12H ES, 12H NA, 130G, 140G, 140H, 140H ES, 140H NA, 143H, 14G, 14H NA, 160G, 160H, 160H ES, 160H NA, 163H NA, 1673C, 235B, 330, 330 L, 3304, 3304B, 3306, 3306B, 3306C, 330B L, 350, 515
1085912	VALVE SEAT INSERT (INLET)	3406E	R2900
1093428	VALVE SEAT INSERT (EXHAUST)	3054, 3056	307, 416B, 416C, 426C, 428B, 428C, 436C, 438C, CB-434B, CB-434C, CB-544, CB-545, CP-433C, CS-323C, CS-431C, PS-150B, PS-200B, PS-300B, TH103, TH62, TH63, TH82, TH83
1225963	VALVE SEAT INSERT (INLET)	G3512, G3516, G3516B, PMG3516	
1227352	VALVE SEAT INSERT (INLET)	931C, G3406, G3408, G3408B, G3408C, G3412, G3412C	
1233287	VALVE SEAT INSERT (EXHAUST)	3054, 3056	914G, IT14G, M312, M315
1241223H2	VALVE SEAT INSERT (INLET)		S6D114E, SA6D114E, SAA6D114E, WA320, WA380, WA420
1301501	VALVE SEAT INSERT (INLET)	3054, 3056	307, 416B, 416C, 426C, 428B, 428C, 436C, 438C, 914G, CB-434B, CB-434C, CB-544, CB-545, CP-433C, CS-323C, CS-431C, IT14G, M312, M315, PS-150B, PS-200B, PS-300B, TH62, TH63, TH82, TH83
1302607	VALVE SEAT INSERT (INLET)	3508, 3508B, 3508C, 3512, 3512B, 3512C, 3516, 3516B, 3516C	5130, 5130B, 5230, 5230B, 776C, 776D, 777, 777B, 777C, 777D, 784B, 784C, 785, 785B, 785C, 785D, 789, 789B, 789C, 789D, 793B, 793C, 793D, 797
1302608	VALVE SEAT INSERT (EXHAUST)	3508, 3508B, 3508C, 3512, 3512B, 3512C, 3516, 3516B, 3516C	5130, 5130B, 5230, 5230B, 776C, 776D, 777, 777B, 777C, 777D, 784B, 784C, 785, 785B, 785C, 785D, 789, 789B, 789C, 789D, 793B, 793C, 793D, 797
1314340	VALVE SEAT INSERT (EXHAUST)	3508, 3508B, 3512, 3512B, 3516, 3516B, 5130B, 5230B	776D, 777, 777D, 785C, 789C, 793C, 854G, 992G, 994D, D11R
1336997	VALVE SEAT INSERT (EXHAUST)	3176B, 3176C, 3196, C-10, C-12	345B L, 75C, 75D, 85C, 85D, 95E
1337030	VALVE SEAT INSERT (EXHAUST)	3176, 3176B	75C, 85C
1382006	VALVE SEAT INSERT (INLET)	3176B, 3176C, 3196,	140H, 143H, 14H, 160H, 163H, 16H, 345B, 345B II, 345B II MH, 345B L, 365B, 365B II, 365B L, 480, 572R II, 65E, 725, 730, 75C, 75D, 75E, 814F, 815F, 816F, 85C, 85D, 85E, 95E, 966G
1456853	VALVE SEAT INSERT (INLET)	3054, 3056	312B L, 315B L, 416C, 416D, 420D, 426C, 428C, 428D, 430D, 432D, 436C, 438C, 438D, 442D, 908, 924G, 924GZ, CB-434C, CS-323C, CS-663E, CS-683E, PS-150B

VALVE SEAT INSERTS (CONT.)

Part No.	Description	Engine	Equipment
1456854	VALVE SEAT INSERT (EXHAUST)	3054, 3056	312B L, 315B L, 416C, 416D, 420D, 426C, 428C, 428D, 430D, 432D, 436C, 438C, 438D, 442D, 908, 924G, 924GZ, CB-434C, CS-323C, CS-663E, CS-683E, PS-150B
1478218	VALVE SEAT INSERT (EXHAUST)	3126, 3126B, 3126E	120H, 120K, 12K, 12M, 135H, 140K, 140M, 160K, 322C, 322C FM, 324D, 324D L, 324D LN, 325C, 325C FM, 325D, 325D L, 328D LCR, 561N, 570B, 580B, 938G II, 950G II, 950H, 953C, 962G II
1527582	VALVE SEAT INSERT (EXHAUST)	3406E, 3456	365C, 365C L, 385B, 385C, 385C FS, 385C L, 385C L MH, 5090B, 583T, 587T, 621G, 623G, 627F, 627G, 631G, 637G, 651B, 657B, 657E, 657G, 735, 740, 770, 772, 824C, 824G II, 824H, 825G II, 825H
1559504	VALVE SEAT INSERT (INLET)	3126, 3126B, 3126E	120H, 135H, 322C, 322C FM, 325C, 325C FM, 561N, 570B, 580B, 938G II, 950G II, 953C, 962G II, 963C, C7, D5N, D6N, IT38G II, IT62G II, M325C MH
1639063	VALVE SEAT INSERT (INLET)	3116, 3126	120H, 120H ES, 120H NA, 135H, 135H NA, 30/30, 320B, 322B L, 322B LN, 322C, 322C FM, 325B L, 35, 45, 525B, 533, 535B, 539, 543, 55, 550, 561M, 570, 574, 580, 613C II, 928G, 938F, 938G, 950F
1753617	VALVE SEAT INSERT (INLET)	3406E, 3456	365C, 365C L, 385B, 385C, 385C FS, 385C L, 385C L MH, 5090B, 583T, 587T, 621G, 623G, 627F, 627G, 631G, 637G, 651B, 657B, 657E, 657G, 735, 740, 770, 772, 824C, 824G II, 824H, 825G II, 825H
1767688	VALVE SEAT INSERT (INLET)	C-9, C9	12H, 330C, 330C FM, 330C L, 330C MH, 627G, 637D, 637G, 973C, D6R II, MTC735, TK711, TK721, TK722, TK732, TK741, TK751, TK752
1767690	VALVE SEAT INSERT (EXHAUST)	C-9, C9	12H, 330C, 330C FM, 330C L, 330C MH, 627G, 637D, 637G, 973C, D6R II, MTC735, TK711, TK721, TK722, TK732, TK741, TK751, TK752
1799453	VALVE SEAT INSERT (EXHAUST)	3176C, 3196, C-10	140H, 143H, 14H, 160H, 163H, 16H, 345B, 345B II, 345B II MH, 345B L, 365B, 365B II, 365B L, 480, 572R II, 65E, 725, 730, 75C, 75E, 814F, 815F, 816F, 85C, 85E, 95E, 966G II, 972G II,
1799454	VALVE SEAT INSERT (INLET)	3176C, C-10, C-12	CPT372, R1600, R1600G, R1700G, SBF214, SUF557
1838809	VALVE SEAT INSERT (INLET)	3508, 3508B, 3508C, 3512, 3512B, 3512C, 3516, 3516B, 3516C	776C, 776D, 777D, 784C, 785, 785B, 785D, 789C, 793D, D11N, PM3516, SPF343C, TH48-E80, TH55-E70, XQC1200, XQC1600
1916760	VALVE SEAT INSERT (EXHAUST)	G3508, G3508B, G3512, G3512B, G3516, G3516B, G3520B	PMG3516
1986529	VALVE SEAT INSERT (EXHAUST)	G3406, G3408, G3408B, G3408C, G3412	
1P6837	VALVE SEAT INSERT (INLET)	3306, G3304, G3306	12G, 528, 930, 950, 955K, D4D
1S2894	VALVE SEAT INSERT (INLET)	1674, 1676	621, 980, D334, D336
1S2895	VALVE SEAT INSERT (EXHAUST)	1674, 1676	621, 980, D334, D336
1S5738	VALVE SEAT INSERT (EXHAUST)	D353C, D379B, G353D, G379, G398, G399	
1W2713	VALVE SEAT INSERT (EXHAUST)	3114, 3116, 3126,	120H, 120H ES, 120H NA, 135H, 135H NA, 205B, 214B, 224B, 30/30, 320 L, 320B, 322 FM L, 322B L, 322B LN, 322C, 322C FM, 325, 325 L, 325B, 325B L, 35, 446B, 446D, 45, 525B, 533, 535B
1W5283	VALVE SEAT INSERT (EXHAUST)	3406, 3406B, 3406C, 3406E, 3408, 3408B, 3408C, 3408E, 3412, 3412C, 3412D, 3412E, 3516B,	16G, 16H NA, 245, 24H, 375, 375 L, 5080, 5110B, 578, 583R, 587R, 589, 621, 621B, 621E, 621F, 623E, 623F, 627B
1W5321	VALVE SEAT INSERT (EXHAUST)	3304, 3306	120B, 140B, 1673C, 235, 930, 955L, D6D, D7F, D7G
2120936	VALVE SEAT INSERT (EXHAUST)	G3406, G3408, G3408B, G3408C, G3412	CG137-08, CG137-12
2128474	VALVE SEAT INSERT (INLET)	3064, 3066	311C, 312C, 312C L, 314C, 318C, 319C, 320C, 320C FM, 320C L, 320D, 320D LRR, 321C, 323D L, 323D LN
2128917	VALVE SEAT INSERT (EXHAUST)		140M, 140M 2, 160M, 160M 2, 2290, 2390, 2391, 2491, 2590, 330D, 330D FM, 330D L, 330D LN, 330D MH, 336D, 336D L, 336D LN, 336D2, 336D2 L, 340D L, 340D2 L, 511, 521, 521B, 522, 522B, 532, 541, 541 2
2143286	VALVE SEAT INSERT (INLET)	G3406, G3408, G3408B, G3408C, G3412, G3412C	CG137-08, CG137-12

## VALVE SEAT INSERTS (CONT.)

Part No.	Description	Engine	Equipment
2168332	VALVE SEAT INSERT (INLET)	3056E	550B, 560B, 564, 574B, 924G, 924GZ, 930G, AP-655C, BB-760, CP-573E, CP-663E, CS-563E, CS-583E, CS-663E, CS-683E, IT28G, M316C, M318C, M318C MH, M322C
2168333	VALVE SEAT INSERT (EXHAUST)	3056E	550B, 560B, 564, 574B, 924G, 924GZ, 930G, AP-655C, BB-760, CP-573E, CP-663E, CS-563E, CS-583E, CS-663E, CS-683E, IT28G, M316C, M318C, M318C MH, M322C
2175213	VALVE SEAT INSERT (INLET)	3126, 3126B, 3126E	120H, 120K, 12K, 12M, 135H, 140K, 140M, 160K, 322C, 322C FM, 324D, 324D L, 324D LN, 325C, 325C FM, 325D, 325D L, 328D LCR, 561N, 938G II, 950G II, 950H, 953C, 962G II, 962H, 963C
2241270	VALVE SEAT INSERT (EXHAUST)		14M, 16M, 345C, 345C L, 345C MH, 345D, 345D L, 345D L VG, 349D, 349D L, 349E, 349E L, 349E L HVG, 349E L VG, 349F L, 621H, 621K, 623H, 623K, 623K LRC, 627H, 627K, 627K LRC, 725, 730, 730C, 966H, 972H
2242410	VALVE SEAT INSERT (INLET)	C11, C13	725, 730, CX31-C13I, TH35-C13I
2243983	VALVE SEAT INSERT (INLET)	3406E, 3456	24M, 365C, 365C L, 365C L MH, 385B, 385C, 385C FS, 385C L, 385C L MH, 5090B, 583T, 587T, 621G, 623G, 627F, 627G, 631D, 631G, 637G, 651B, 657B, 657E, 657G, 735, 740, 770, 772, 773F, 773G
2265561	VALVE SEAT INSERT (EXHAUST)	3406E, 3456	24M, 365C, 365C L, 365C L MH, 385B, 385C, 385C FS, 385C L, 385C L MH, 5090B, 583T, 587T, 621G, 623G, 627F, 627G, 631D, 631G, 637G, 651B, 657B, 657E, 657G, 735, 740, 770, 772, 773F, 773G
2321285	VALVE SEAT INSERT (EXHAUST)	3126, 3126B, 3126E	120H, 120K, 120K 2, 12K, 135H, 140G, 140K, 140K 2, 140M, 160K, 322C, 324D, 324D FM, 324D FM LL, 324D L, 324D LN, 325C, 325D, 325D FM, 325D FM LL, 325D L, 325D MH, 326D L, 328D LCR
2418388	VALVE SEAT INSERT (INLET)		140M, 140M 2, 160M, 160M 2, 2290, 2390, 2391, 2491, 2590, 330D, 330D FM, 330D L, 330D LN, 330D MH, 336D, 336D L, 336D LN, 336D2, 336D2 L, 340D L, 340D2 L, 511, 521, 521B, 522, 522B, 532, 541, 541 2
2562084	VALVE SEAT INSERT (INLET)	3011C, 3013C, 3024, 3024C,	216B, 216B3, 226B, 226B3, 232B, 242B, 247B, 247B3, 257B, AP-255E, BB-621C, C1.1, C1.5, C2.2, CB-14, CB-214E, CB-22, CB-334E, CB-34, CB22B, CB24B, CB32B, CB34B, CB34B XW
2562085	VALVE SEAT INSERT (INLET)	3011C, 3013C, 3014, 3024, 3024C,	216B, 216B3, 226B, 226B3, 232B, 242B, 247B, 247B3, 257B, AP-255E, BB-621C, C1.1, C1.5, C1.6, C2.2, CB-14, CB-214E, CB-22, CB-334E, CB-34, CB22B, CB24B, CB32B, CB34B
2579166	VALVE SEAT INSERT (INLET)	G3508, G3512, G3516, G3520B	
2604855	VALVE SEAT INSERT (INLET)		14M, 16M, 345C, 345C L, 345C MH, 345D, 345D L, 345D L VG, 349D, 349D L, 349E, 349E L, 349E L HVG, 349E L VG, 349F L, 621H, 621K, 623H, 623K, 623K LRC, 627H, 627K, 627K LRC, 725, 730, 730C, 966H, 972H
2646157	VALVE SEAT INSERT (INLET)	3126, 3126B, 3126E,	120H, 120K, 120K 2, 12K, 135H, 140G, 140K, 140K 2, 140M, 160K, 322C, 324D, 324D FM, 324D FM LL, 324D L, 324D LN, 325C, 325D, 325D FM, 325D FM LL, 325D L, 325D MH, 326D L, 328D LCR
2668718	VALVE SEAT INSERT (INLET)	G3508, G3508B, G3512, G3512B, G3516, G3516B, G3520B, PMG3516	
2803979	VALVE SEAT INSERT (INLET)		24M, 3406E, 365C, 365C L, 365C L MH, 374D L, 374F L, 385C, 385C FS, 385C L, 385C L MH, 390D, 390D L, 390F L, 583T, 587T, 621B, 621G, 623G, 627F, 627G, 631D, 631E, 631G, 633E II, 637D, 637E, 637G, 651B
2899745	VALVE SEAT INSERT (EXHAUST)	3508, 3508B, 3508C, 3512, 3512B, 3512C, 3516, 3516B, 3516C	776C, 776D, 777D, 784C, 785, 785B, 785D, 789C, 793D, D11N, PM3516, SPF343C, TH48-E80, TH55-E70, XQC1200, XQC1600
2N8943	VALVE SEAT INSERT (INLET)	1140, 1160, 3160, 3204, 3208,	215, 613B, 613C, 926, 943, 953, D4HTSK II, PR-1000, PS-500
3054883	VALVE SEAT INSERT (EXHAUST)		311D LRR, 312D, 312D L, 313D, 314D CR, 314D LCR, 315D L, 318D L, 319D, 319D L, 319D
3054884	VALVE SEAT INSERT (INLET)		311D LRR, 312D, 312D L, 313D, 314D CR, 314D LCR, 315D L, 318D L, 319D, 319D L, 319D LN
3229663	VALVE SEAT INSERT (EXHAUST)	3054C, 3054E	312D2, 312D2 GC, 312D2 L, 313D2, 313D2 LGP, 315C, 318D2 L, 414E, 416D, 416E, 416F, 420D, 420E, 420F, 422E, 422F, 424D, 428D, 428E, 428F, 430D, 430E, 430F, 432D, 432E, 432F, 434E, 434F
3296655	VALVE SEAT INSERT (INLET)	3054C, 3054E	312D2, 312D2 GC, 312D2 L, 313D2, 313D2 LGP, 315C, 318D2 L, 414E, 416D, 416E, 416F, 420D, 420E, 420F, 422E, 422F, 424D, 428D, 428E, 428F, 430D, 430E, 430F, 432D, 432E, 432F, 434E, 434F

## VALVE SEAT INSERTS (CONT.)

Part No.	Description	Engine	Equipment
3770399	VALVE SEAT INSERT (INLET)		120M, 12M, 2470C, 320D GC, 320D L, 323D L, 323D2 L, 420E, 430E, 450E, 535D, 545D, 553C, 559, 613G, 914G, 924H, 924HZ, 924K, 928H, 928HZ, 930K, 938H, 938K, 950 GC, 953D, 963D, AP-600D, AP-655D, AP1000E
3770400	VALVE SEAT INSERT (EXHAUST)		120M, 12M, 2470C, 320D GC, 320D L, 323D L, 323D2 L, 420E, 430E, 450E, 535D, 545D, 553C, 559, 613G, 914G, 924H, 924HZ, 924K, 928H, 928HZ, 930K, 938H, 938K, 950 GC, 953D, 963D, AP-600D, AP-655D, AP1000E
4N5893	VALVE SEAT INSERT (INLET)	3176, 3176B, 3176C, 3196, 3406, 3406B, 3406C, 3408, 3408B, 3408C, 3408E, 3412, 3412C, 3412D, 3412E,	16G, 16H NA, 245, 24H, 345B L, 3516B, 375, 375 L, 5080, 5110B, 578, 583R, 587R, 589, 621, 621B, 621E
4W4325	VALVE SEAT INSERT (EXHAUST)	G3406, G3408, G3408B, G3412	
5I8011	VALVE SEAT INSERT (INLET)		311B, 311C, 312, 312B, 312C L, 320 L, 320B, 320B L, 320C, 320C FM
5I8012	VALVE SEAT INSERT (EXHAUST)		311B, 311C, 312, 312B, 312C, 312C L, 314C, 318C, 319C, 320 L, 320B, 320B L, 320C, 320C FM, 320C L, 320D, 320D LRR, 321C, 323D L, 323D LN
5S1757	VALVE SEAT INSERT (INLET)	D353C, D379, D379A, D379B, D398, D398A, D398B, D399, D9G, D9H, G353D, G379, G398, G399	594
5S7218	VALVE SEAT INSERT (INLET)	1673C, 3304, 3306, G3304, G3306	130G, 561C, 627, 814, 941, 950, 955K, 955L, 966C, 977K, 980B, D4D, D5, D6C, D7F, D7G,
6216-11-1330	VALVE SEAT INSERT (INLET)	SA12V140, SA6D140, SA6D140E, SAA12V140E, SAA12V140Z, SAA6D140E	330M, DCA, EGS1000, EGS1050, EGS1200, EGS500, EGS570, EGS630, HD785, HM350,
6I1197	VALVE SEAT INSERT (INLET)	3054, 3056	312, 315, 317, 416C, AP-800C, BG-225B, CB-534B, CB-534C, CB-535B, CP-433C, CS-431C, TH62
6I1713	VALVE SEAT INSERT (GAS)	G3508, G3512, G3516, G3516B, G3520B, PMG3516	
6I4019	VALVE SEAT INSERT (INLET)	G3406, G3408, G3408B, G3412	
7N1649	VALVE SEAT INSERT (EXHAUST)	G3304, G3304B, G3306, G3306B	
7W0028	VALVE SEAT INSERT (GAS)	G3508, G3512, G3516	
7W1581	VALVE SEAT INSERT (EXHAUST)		206, 212, 214, 416, C280-6, C280-8, CS-431B, PS-110
7W8065	VALVE SEAT INSERT (INLET)	3114, 3116,	205B, 214B, 224B, 320 L, 325, 446B, 446D, 613C II, 918F, 924F, 928F, 938F, 950F, 950F II, 953B, 960F, 963B, AP-1000, AP-1000B, AP-1050, AP-1055B, BG-2455C, BG-245C, CB-434, CB-634C, CP-563
8M4014	VALVE SEAT INSERT (EXHAUST)	D353C, D379, D379A, D379B, D398, D398A, D398B, D399	594, D9G, D9H
8M9810	VALVE SEAT INSERT (EXHAUST)	D342, D342C, G342C	D8H, D8K
9M3205	VALVE SEAT INSERT (INLET)	1693, D343, D346, D348, D349, G343	631C, 641B, 650B, 651, 657, 657B, 666, 768B, 769, 772, 777, 824B, 825B, 826B, 834, 983, 988, 992, D10,
9M6495	VALVE SEAT INSERT (EXHAUST)	1673, 1673B	12E, 561B, 951B, 955H, 955K, 977H, 977K, D330A, D330B, D333A, D333B, D4D
9M8745	VALVE SEAT INSERT (INLET)	D342, D342C, G342C	D8H, D8K
9N0181	VALVE SEAT INSERT (INLET)		943
9N2837	VALVE SEAT INSERT (EXHAUST)	3204, 3208,	215, 225, 613B, 613C, 926, 931B, 943, 953, D4HTSK II, PR-1000, PS-500

Part numbers are used for reference purposes only.

Costex Tractor Parts Copyright © 2023. All rights reserved.



## OVERSIZE VALVE SEAT INSERTS

Part No.	Description	Engine	Equipment
4S8896	VALVE SEAT INSERT EXHAUST (.005" OVERSIZE)	D342, D342C, G342C	D8H, D8K,
4S8897	VALVE SEAT INSERT EXHAUST (.010" OVERSIZE)	D342, D342C, G342C	D8H, D8K,
4S8898	VALVE SEAT INSERT INLET (.005" OVERSIZE)	1693, 3406, 3408, 3412, D343, D346, D348, D349, G343	245, 631C, 637D, 641B, 650B, 651E, 657, 657B, 657E, 666, 768B, 769, 772, 777, 824B, 825B, 826B, 834, 980C, 983, 988, 988B, 992, 992C, D10,
4S8899	VALVE SEAT INSERT INLET (.010" OVERSIZE)	1693, 3406, 3408, 3412, D343, D346, D348, D349, G343	245, 631C, 637D, 641B, 650B, 651E, 657, 657B, 657E, 666, 768B, 769, 772, 777, 824B, 825B, 826B, 834, 980C, 983, 988, 988B, 992, 992C, D10,
4S8902	VALVE SEAT INSERT EXHAUST (.005" OVERSIZE)	1693, 3406, 3408, 3412, D343, D346, D348, D349	245, 631C, 637D, 641B, 650B, 651E, 657, 657B, 657E, 666, 768B, 769, 772, 777, 824B, 825B, 826B, 834, 980C, 983, 988, 988B, 992, 992C, D10,
4S8903	VALVE SEAT INSERT EXHAUST (.010" OVERSIZE)	1693, 3406, 3408, 3412, D343, D346, D348, D349	245, 631C, 637D, 641B, 650B, 651E, 657, 657B, 657E, 666, 768B, 769, 772, 777, 824B, 825B, 826B, 834, 980C, 983, 988, 988B, 992, 992C, D10,
4S8905	VALVE SEAT INSERT EXHAUST (.010" OVERSIZE)	1676, D336	676, 621, 980
4S8906	VALVE SEAT INSERT EXHAUST (.005" OVERSIZE)	D353C, D379, D379A, D379B, D398, D398A, D398B, D399, G353D, G379, G398, G399	D9G, D9H,
4S8907	VALVE SEAT INSERT EXHAUST (.010" OVERSIZE)	D353C, D379, D379A, D379B, D398, D398A, D398B, D399, D9G, D9H, G353D, G379, G398, G399	D9G, D9H
4S8909	VALVE SEAT INSERT INLET (.010" OVERSIZE)	D353C, D379, D379A, D379B, D398, D398A, D398B, D399, D9G, D9H, G353D, G379, G398, G399	D9G, D9H
4S8912	VALVE SEAT INSERT INLET (.005" OVERSIZE)	D342, D342C, G342C	D8H, D8K
4S8913	VALVE SEAT INSERT INLET (.010" OVERSIZE)	D342, D342C, G342C	D8H, D8K
4S8915	VALVE SEAT INSERT INLET (.010" OVERSIZE)	1676	621, 980
7C5335	VALVE SEAT INSERT INLET (.005" OVERSIZE)	3304, 3306, G3306	930, 950, 955L
7C7604	VALVE SEAT INSERT INLET (.020" OVERSIZE)	3406B, 3406C, 3406E, 3408, 3408B, 3408C, 3408E, 3412, 3412C, 3412D, 3412E, 3516B,	16G, 16H NA, 24H, 375, 375 L, 5080, 5110B, 578, 583R, 587R, 589, 621E, 621F, 623E, 623F, 627E, 627F, 631D, 631E, 631G
7C7605	VALVE SEAT INSERT INLET (.030" OVERSIZE)	3406B, 3406C, 3406E, 3408, 3408B, 3408C, 3408E, 3412, 3412C, 3412D, 3412E, 3516B,	16G, 16H NA, 24H, 375, 375 L, 5080, 5110B, 578, 583R, 587R, 589, 621E, 621F, 623E, 623F, 627E, 627F, 631D, 631E, 631G

## ENGINE VALVE SPRINGS



### DUAL VALVES SPRINGS

Inner Spring	Outer Spring	Engine	Application
0676053	0676052	T4.236, 3054	206, 212, 214, 224, 416, CS-431B
6I0284	6I0283	3054, 3056	307, 312, 315, 317, 416B, 416C, 426B, 426C, 428B, 428C, 436B, 436C, 438B, 438C, 914G, AP-1200, AP-800C, BG-225B, CB-434B, CB-434C, CB-534B, CB-534C, CB-535B, CB-544, CB-545, CP-433C
5F3111	5F3112	D315	955C, 977D
1906115	1906117	C9	12H, 140M, 140M 2, 160M, 160M 2, 2290, 2390, 2391, 2491, 2590, 330C, 330C FM, 330C L, 330C MH, 330D, 330D FM, 330D L, 330D LN, 330D MH, 336D, 336D L, 336D LN, 336D2, 336D2 L, 340D L, 340D2 L, 511, 521

### DUAL ENGINE VALVE SPRINGS (CONT.)

Inner Spring	Outer Spring	Engine	Application
2418386	2418385	C9	140M, 140M 2, 160M, 160M 2, 2290, 2390, 2391, 2491, 2590, 330D, 330D FM, 330D L, 330D LN, 330D MH, 336D, 336D L, 336D LN, 336D2, 336D2 L, 340D L, 340D2 L, 511, 521, 521B, 522, 522B, 532, 541, 541 2
3495303	3495307	C9.3	12M 2, 12M 3, 12M 3 AWD, 140M 2, 140M 3, 140M 3 AWD, 160M 2, 160M 3, 160M 3 AWD, 2864C, 336E, 336E H, 336E HVG, 336E L, 336E LH, 336E LN, 336F L, 568 FM LL, 586C, 627H, 627K, 627K LRC, 725C, 966K
9N5495	9N5496	3208	508, 613C, 966M, 966M XE, 972M, 972M XE, PR-1000
2244441	3322152	3176B, 3176C, 3196,	140H, 143H, 14H, 14M, 160H, 163H, 16H, 16M, 345B, 345B II, 345B II MH, 345B L, 345C, 345C L, 345C MH, 345D, 345D L, 345D L VG, 349D, 349D L, 349E, 349E L, 349E L HVG, 349E L VG
2113122	2479908	C15, C18, 3406E, 3456	24M, 3406E, 3456, 365C, 365C L, 365C L MH, 374D L, 374F L, 385B, 385C, 385C FS, 385C L, 385C L MH, 390D, 390D L, 390F L, 5090B, 583T, 587T, 621B, 621G, 623G, 627F, 627G, 631D, 631E, 631G, 633E II, 637
4W2472	4W2471	3406B, 3406C	16G, 16H NA, 375, 375 L, 5080, 578, 583R, 587R, 621E, 621F, 623E, 623F, 627E, 627F, 814B, 824G, 825G, 826G, 980C, 980F, 980G, D350E, D400E, D8N, D8R, D8R II, HT400, PM-465, RM-250C
1944902	2816157	3508, 3508B, 3508C, 3512, 3512B, 3512C, 3516, 3516B, 3516C,	5130B, 5230, 5230B, 776C, 776D, 777, 777B, 777C, 777D, 784C, 785, 785B, 785C, 785D, 789B, 789C, 793B, 793C, 793D, 797, 797B, 854G, 992G, 994
3165977	3165976	3508, 3508B, 3508C, 3512, 3512B, 3512C, 3516, 3516B, 3516C	5130B, 5230, 5230B, 776C, 776D, 777, 777B, 777C, 777D, 784C, 785, 785B, 785C, 785D, 789, 789B, 789C, 789D, 793B, 793C, 793D, 797, 797B, 854G
7N1903	7N1904	3508, 3508B, 3508C, 3512, 3516, 3516B, G3508, G3508B, G3512, G3512B, G3516, G3516B, G3520B, G3606, G3606B, G3608, G3612, G3616,	5130, 5230, 776C, 784B, 785, 785B, 789B, 793B, 994, D11N, D11R, PM3512
1W1749	1W1748	3606, 3608, 3612, 3616, 3618, C280-12, C280-16, C280-6, C280-8, G3606, G3606B, G3608, G3612, G3616	5110B
4F5409	4F5408	D342, D342C, D353C, D364, D375D, D379, D379A, D397D, D398, D398A, G353D, G379, G398	D8H, D9E, D9G,
9M5349	9M5350	D342, D342C, D353C, D379, D379A, D379B, D398, D398A, D398B, D399, G342C, G379, G398, G399	D8H, D8K, D9H
6210-41-4440	6210-41-4430	KOMATSU® 6D140, S6D140, S6D140E, SA12V140, SAA12V140E, SAA6D140E	330M, EGS1000, EGS1050, EGS1200, EGS500, EGS570, EGS630, HD785, HM350, HM400
6162-43-4420	6162-43-4440	KOMATSU® S6D170, S6D170E, SA12V170, SA12V170E, SA6D170, SA6D170E, SA8V170, SAA6D170E	EGS650, EGS760, EGS850

### SINGLE VALVE SPRINGS

Part No.	Description	Engine	Application
1011177	SPRING-VALVE	3508, 3508B, 3512, 3512B, 3516B	5130B, 5230B, 776D, 777, 777D, 784C, 785C, 789C, 793C, 797, 797B, 854G, 992G, 994D, D11R, PM3508, PM3512, PM3516, PP3516, SPF343, SPS343, SPT343
1011180	SPRING-VALVE	3508, 3508B, 3512, 3512B, 3516B	5130B, 5230B, 776D, 777, 777D, 784C, 785C, 789C, 793C, 797, 797B, 854G, 992G, 994D, D11R, PM3508, PM3512, PM3516, PP3516, SPF343, SPS343, SPT343
1032454	SPRING-VALVE	3306, 3306B, 3306C	12H, 140G, 140H, 140H NA, 143H, 160H, 235B, 330, 330 L, 330B L, 572R, 611, 615, 615C, 627B, 627F, 815F, 966F, 966F II, 972G, D250E II, D6D, D6E SR, D6G SR, D6H, D6H XL, D6H XR, D6R
1376718	SPRING-VALVE (EXH)	3126B	120H, 120K, 120K 2, 12K, 12M, 135H, 140G, 140K, 140K 2, 140M, 160K, 3126, 3126B, 3126E, 322C, 322C FM, 324D, 324D FM, 324D FM LL, 324D L, 324D LN, 325C, 325C FM, 325D, 325D FM, 325D FM LL, 325D L
1406188	SPRING-VALVE (IN)	3126B	120H, 120K, 120K 2, 12K, 12M, 135H, 140G, 140K, 140K 2, 140M, 160K, 3126, 3126B, 3126E, 322C, 322C FM, 324D, 324D FM, 324D FM LL, 324D L, 324D LN, 325C, 325C FM, 325D, 325D FM, 325D FM LL, 325D L

SINGLE VALVE SPRINGS (CONT.)

Part No.	Description	Engine	Application
1535558	SPRING VALVE	3003, 3013, 3013C, 3014, 3024, 3024C, C1.1, C1.5, C1.6, C2.2	216, 216B, 216B3, 226B, 226B3, 232B, 242B, 247B, 247B3, 257B, 301.5, 3011C, 302.5, 304.5, 902, AP-255E, BB-621C, CB-14, CB-214D, CB-22
1597303	SPRING	D346, D348, D349	12H, 140M, 140M 2, 160M, 160M 2, 2290, 2390, 2391, 2491, 2590, 330C, 330C FM, 330C L, 330C MH, 330D, 330D FM, 330D L, 330D LN, 330D MH, 336D, 336D L, 336D LN, 336D2, 336D2 L, 340D L, 340D2 L, 511, 521
2064127	SPRING-VALVE	3054, 3054B, 3056, 3056E	312B L, 312C, 315B L, 416C, 416D, 420D, 426C, 428C, 428D, 430D, 432D, 436C, 438C, 438D, 442D, 550B, 554, 560B, 564, 574B, 908, 924G, 924GZ, 930G, AP-655C, AP-800C, BB-760
2255496	SPRING-VALVE	3054C, 3054E	312D2, 312D2 GC, 312D2 L, 313D2, 313D2 LGP, 315C, 318D2 L, 414E, 416D, 416E, 416F, 420D, 420E, 420F, 422E, 422F, 424D, 428D, 428E, 428F, 430D, 430E, 430F, 432D, 432E, 432F, 434E, 434F
2768132	SPRING-VALVE	C6.4 C6.6	120M, 12M, 2470C, 320D GC, 320D L, 323D L, 323D2 L, 553C, 559, 613G, 924H, 924HZ, 924K, 928H, 928HZ, 930K, 938H, 938K, 950 GC, 953D, 963D, AP-600D, AP-655D, AP1000E, AP1055E, BG600D, BG655D, C6.6
2941688	SPRING VALVE	C4.2, C6.4	311D LRR, 312D, 312D L, 313D, 314D CR, 314D LCR, 315D L, 318D L, 319D, 319D L, 319D LN, 320D, 320D FM, 320D FM RR, 320D GC, 320D L, 320D LN, 320D LRR, 320D RR, 321D LCR, 323D L, 323D LN, 323D SA
3322152	SPRING-VALVE (INL/EXH)	3176B, 3176C, 3196,	140H, 143H, 14H, 14M, 160H, 163H, 16H, 16M, 345B, 345B II, 345B II MH, 345B L, 345C, 345C L, 345C MH, 345D, 345D L, 345D L VG, 349D, 349D L, 349E, 349E L, 349E L HVG, 349E L VG
4360519	SPRING-VALVE	C3.3, C4.4, 3054C	XQP100
4360520	SPRING-VALVE	C7.1	323-D3
4360521	SPRING-VALVE	C7.1	924K, 930K, 938, 525D, 535D, 545D
4360524	SPRING-VALVE	C4.4, C6.6	120M 2, 2384C, 2484C, 2570C, 2670C, 320E L, 320E LN, 320E LRR, 320E RR, 323E L, 324E, 324E LN, 329E, 329E L, 525D, 535D, 545D, 555D, 559C, 563C, 573C, 579C, 930K, 938K, 950K, 962K, BG1000E, BG1055E
1W4259	SPRING-VALVE	3204, 3208	215, 926, 931B, 943, 953, CS-551, D4HTSK II, E180, PS-500
2S4213	VALVE SPRING	1693, D343, G343	16, 631C, 641, 651, 657, 657B, 666, 768B, 769, 824, 824B, 825B, 826B, 834, 953C, 983, 988,
4F5408	SPRING-VALVE	D342, D342C, D353C, D364, D375D, D379, D379A, D397D, D398, D398A, G353D, G379, G398	D8H, D9E, D9G,
4N5906	SPRING-VALVE	3406, 3406B, 3406C, 3408, 3408B, 3408C, 3408E, 3412, 3412C, 3412D, 3412E, 3516B,	16G, 245, 24H, 5110B, 589, 621, 621B, 621F, 623E, 623F, 627B, 627E, 627F, 631D, 631E, 631G, 633E II, 637D, 637E, 637G
5I7721	SPRING	3064, 3066	311, 311B, 311C, 312B, 312C, 312C L, 314C, 318C, 319C, 320 L, 320B, 320C, 320C FM, 320C L, 320D, 320D LRR, 320N, 321C, 323D L, 323D LN
5I7740	SPRING VALVE	3064, 3066	311, 311B, 311C, 312B, 312C, 312C L, 314C, 318C, 319C, 320 L, 320B, 320C, 320C FM, 320C L, 320D, 320D LRR, 320N, 321C, 323D L, 323D LN
6I0271	SPRING VALVE	3054	416B, 416C, 426B, 428B, 428C, 438B
6I2307	SPRING-VALVE (EXH)	3114, 3116, 3126	30/30, 45, 938F, 960F, 962G
7C4273	SPRING-VALVE (INL)	3114, 3116, 3126	120H, 120H ES, 120H NA, 135H, 135H NA, 205B, 214B, 224B, 30/30, 320 L, 320B, 322 FM L, 322B L, 322B LN, 322C, 322C FM, 325, 325 L, 325B, 325B L, 35, 446B, 446D, 45, 525B, 533, 535B
7S6323	SPRING VALVE	D353C, D379A, D398A, D399, G353D, G379, G398, G399	594, D9G, D9H, R1700 II
7S7144	SPRING VALVE	3304, 3306	120, 120B, 120G, 12G, 12H, 12H ES, 12H NA, 130G, 140B, 140G, 140H, 140H ES, 140H NA, 143H, 14E, 14G, 14H NA, 160G, 160H, 160H ES, 160H NA, 163H NA, 1673C, 215, 215B, 215C, 225, 235, 235B, 330, 330 L
9H9164	SPRING VALVE	1673, D330A, D333A, G3306	12E, 561B, 951B, 955H, 955K, 977H, 977K, D4D
9N3617	VALVE SPRING	3208	215, 931B, 943, 953
1W1748	SPRING VALVE	3606, 3608, 3612, 3616, 3618, C280-12, C280-16, C280-6, C280-8, G3606, G3606B, G3608, G3612, G3616	GENERATOR

SINGLE VALVE SPRINGS (CONT.)

Part No.	Description	Engine	Application
676052	SPRING VALVE	4.236	206, 212, 214, 224, 416, CS-431B
3495307	SPRING-VALVE	C9.3	12M 2, 12M 3, 12M 3 AWD, 140M 2, 140M 3, 140M 3 AWD, 160M 2, 160M 3, 160M 3 AWD, 2864C, 336E, 336E H, 336E HVG, 336E L, 336E LH, 336E LN, 336F L, 568 FM LL, 586C, 627H, 627K, 627K LRC, 725C, 966K, 966
5F3112	VALVE SPRING	D315	955C, 977D
6741-41-4410	SPRING-VALVE KOMATSU®	S6D114E, SA6D114E, SAA6D114E,	850B, D61EX, D61PX, PC300, PC300HD, WA320, WA380, WA420
6204-41-4431	SPRING-VALVE KOMATSU®	4D95L, 4D95LE, 6D95L, S4D95L, S6D95L	PC200, PC210, PC220, PC250

ENGINE VALVE ROTOCOILS



Engine Model	Part No.	Description	Lock Keeper	Application
3204	9N0187	ROTOCOIL ASSEM.	2A4429	943
3304, 3304B, 3306	1W5300	ROTOCOIL AS	2A4429	120B, 120G, 12G, 12H, 12H ES, 12H NA, 130G, 140B, 140G, 140H, 140H ES, 140H NA, 143H, 14G, 14H NA, 160G, 160H, 160H ES, 160H NA, 163H NA, 1673C, 215, 215B, 215C, 235, 235B, 330, 330 L,
3304, 3304B, 3306, 3306B, G3306	8N7782	ROTOCOIL AS	2A4429	120G, 12G, 130G, 140B, 140G, 14G, 225, 235, 330 L, 330B, 518, 528, 572G, 637D, 815B, 920, 930, 936F, 950, 950B, 951B, 955L, 963, 966C, 966D, 966R, 977L, D4E, D4E SR, D5B, D5H
3304, 3306C	1031800	ROTOCOIL AS	2A4429	3304, 3306C
3406, 3406B, 3406C, 3408, 3408B, 3408C, 3408E, 3412, 3412C, 3412E	6N7154	ROTOCOIL AS	2A4429	16G, 245, 24H, 5110B, 589, 621, 621B, 621F, 623E, 623F, 627B, 627E, 627F, 631D, 631E, 631G, 633E II, 637D, 637E, 637G, 651E, 657E
3406B, 3406C	4W2474	ROTOCOIL AS	2A4429	16G, 16H NA, 375, 375 L, 5080, 578, 583R, 587R, 621E, 621F, 623E, 623F, 627E, 627F, 814B, 824G, 825G, 826G, 980C, 980F, 980G, D350E, D400E, D8N, D8R, D8R II, HT400, PM-465, RM-250C
3406B, 3406C	9Y3329	ROTOCOIL AS	2A4429	3406B, 3406C
3406E, 3456, C-15, C-16	4P4962	ROTOCOIL AS	2A4429	D350E II, D400E II, R2900
3408, 3408B, 3408C, 3412, 3412C, 3412D, 3516B, G3406, G3408, G3408B, G3412, G3412C	6N7175	ROTOCOIL ASSEMBLY	2A4429	589, 631E, 637D, 637E, 651E, 657E, 769C, 771C, 773B, 775B, 834B, 988B, 988F, 990, 992C, 992D, D10N, D9N, D9R, PM-565
3408E, 3412E	1376500	ROTOCOIL AS	2A4429	24H, 5110B, 631D, 631E, 631G, 633E II, 637E, 637G, 651E, 657E, 69D, 769C, 769D, 771D, 773B, 773D, 773E, 775B, 775D, 775E, 834B, 836, 844, 988B, 988F II, 990, 990 II, 992C, AD40, AD45
3508, 3508B, 3508C, 3512, 3512B, 3512C, 3516, 3516B, 3516C	1977062	ROTOCOIL AS	2A4429	5130B, 5230, 5230B, 776C, 776D, 777, 777B, 777C, 777D, 784C, 785, 785B, 785C, 785D, 789B, 789C, 793B, 793C, 793D, 797, 797B, 854G, 992G, 994
3508, 3508B, 3508C, 3512, 3512B, 3512C, 3516, 3516B, 3516C	1977063	ROTOCOIL AS	1977055	5130B, 5230, 5230B, 776C, 776D, 777, 777B, 777C, 777D, 784C, 785, 785B, 785C, 785D, 789B, 789C, 793B, 793C, 793D, 797, 797B, 854G, 992G, 994
3508, 3508B, 3508C, 3512, 3512B, 3512C, 3516, 3516B, 3516C	3165978	ROTOCOIL AS	2A4429	5130B, 5230, 5230B, 776C, 776D, 777, 777B, 777C, 777D, 784C, 785, 785B, 785C, 785D, 789, 789B, 789C, 789D, 793B, 793C, 793D, 797, 797B, 854G

ENGINE VALVE ROTOCOILS (CONT.)

Engine Model	Part No.	Description	Lock Keeper	Application
3508, 3508B, 3508C, 3512, 3512B, 3512C, 3516, 3516B, 3516C	3165979	ROTOCOIL AS	1977055	5130B, 5230, 5230B, 776C, 776D, 777, 777B, 777C, 777D, 784C, 785, 785B, 785C, 785D, 789, 789B, 789C, 789D, 793B, 793C, 793D, 797, 797B, 854G
3508, 3508B, 3508C, 3512, 3512B, 3516, 3516B, G3508, G3508B, G3512	1976999	ROTOCOIL AS	2A4429	5130B, 5230, 5230B, 776C, 776D, 777, 777D, 784C, 785, 785B, 785C, 789B, 789C, 793B, 793C, 797, 797B, 854G, 992G, 994, 994D, D11R
3508, 3508B, 3512, 3512B, 3516, 3516B, 5130, 5130B, 5230, 5230B	1333814	ROTOCOIL AS	2A4429	776C, 776D, 777, 777D, 784B, 785, 785B, 785C, 789B, 789C, 793B, 793C, 854G, 992G, 994, 994D, D11N, D11R, G3508, G3512, G3516, G3516B
C10, 3176, 3176B, 3176C, 3196,	6I2663	ROTOCOIL AS	2A4429	140H, 143H, 14H, 160H, 163H, 16H, 345B, 345B II, 345B II MH, 345B L, 365B, 365B II, 365B L, 480, 572R II, 65E, 725, 730, 75C, 75D, 75E, 814F, 815F, 816F, 85C, 85D, 85E, 95E
C15, C18	1862001	ROTOCOIL AS	2A4429	24M, 3406E, 3456, 365C, 365C L, 365C L MH, 374D L, 374F L, 385B, 385C, 385C FS, 385C L, 385C L MH, 390D, 390D L, 390F L, 5090B, 583T, 587T, 621B, 621G, 623G, 627F, 627G, 631D, 631E, 631G, 633E II, 637
D333B, G3306	3S0461	ROTOCOIL	2A4429	12E, 1673B, 951B, 955H, 955K, 977H, 977K, D320A, D4D
D342, D342C, D353C, D364, D375D, D379, D379A, D397D, D398, D398A, G353D, G379, G398	7F7666	ROTOCAP	3B1143	D8H, D9E, D9G,
D343, G343	4N6761	ROTOCOIL ASSEM.	2A4429	16, 1693, 631C, 657B, 666, 768B, 769, 824B, 825B, 826B, 834, 983
D346, D348, D349	2S2813	ROTOCOIL ASSEM.	2A4429	641B, 650B, 772, 777, 992, D10
D379B, D398B, D399, G342C, G379, G398, G399	7N7639	ROTATOR	3B1142	D8K, D9H
G3512E, G3516C, G3516E, G3520C, G3520E	2182935	ROTOCOIL AS	2A4429	PMG3516



OIL SHIELDS

Engine Model	Part No.	Description	Application
3408E, 3412E	1376501	SHIELD-OIL	24H, 5110B, 631D, 631E, 631G, 633E II, 637E, 637G, 651E, 657E, 769C, 769D, 771D, 773B, 773D, 773E, 775B, 775D, 775E, 834B, 836, 844, 988B, 988F II, 990, 990 II, 992C, C30, C32, D10N
3508, 3508B, 3508C, 3512, 3512B, 3512C, 3516, 3516B, 3516C	2348776	SHIELD-OIL	3508, 3508B, 3508C, 3512, 3512B, 3512C, 3516, 3516B, 3516C
3176B, 3176C, 3196,	6I2662	SHIELD	140H, 143H, 14H, 160H, 163H, 16H, 345B, 345B II, 345B II MH, 345B L, 365B, 365B II, 365B L, 480, 572R II, 65E, 725, 730, 75C, 75D, 75E, 814F, 815F, 816F, 85C, 85D, 85E, 95E, 966G I
3304, 3304B, 3306, 3306B	6N7174	SHIELD-OIL	120B, 120G, 12G, 12H, 12H ES, 12H NA, 130G, 140B, 140G, 140H, 140H ES, 140H NA, 143H, 14G, 14H NA, 160G, 160H, 160H ES, 160H NA, 163H NA, 1673C, 215C, 235, 235B, 330, 330 L
3176, 3176C	7E7978	SHIELD	14M, 16M, 345C, 345C L, 345C MH, 345D, 345D L, 345D L VG, 349D, 349D L, 349E, 349E L, 349E L HVG, 349E L VG, 349F L, 621H, 621K, 623H, 623K, 623K LRC, 627H, 627K, 627K LRC, 725, 730, 730C
D379B, G399	8N7780	SHIELD-OIL	12G, 920, 941, D4E, D5B

ENGINE MOUNTS I



Engine Model	Part No.	Engine Model	Part No.
3024	966661	3306	6N2009
3024	966662	3306	6N2549
3046	1189933	3306	8N1214
3046	1189934	3306	9M1853
3046	4N8204	3406	6T6080
3054	3E4903	3408	6N1572
3054	3E4924	3408	6N6013
3054	6Y9915	3408	6Y2065
3054	9W9931	3408	7C3567
3064	938267	3412	6Y2090
3064	938268	3412	7N1210
3064	994708	3044C, 3.3B, C3.4, 3044C	9R0390
3064	994709	3044C, C3.4	1182990
3114	9W9920	3046, 3064	1189935
3116	2047786	3046, 3064	1189936
3116	2085967	3046, 3064	1932744
3116	4I7433	3054, 3054T	1102562
3116	4I7434	3054, 3054T	1102563
3116	9W9930	3054C, 3056E	9W9915
3304	7N1164	3066, 3116	1099349
3304	7N5206	3066, 3116	1099368
3306	1099445	3066, 3116, 3126B, C7	1099350
3306	1099446	3066, 3116, 3126B, C7	1099369
3306	4E1063		
3306	6N2008	3204, 3406B	4N4161

Engine Model	Part No.	Engine Model	Part No.
3306, 3208	6N3256	C2.2, 3014, 3013	643274
3306, 3406	2P7473	C32, 3508, 3512B	7W0443
3306, 3406	7Y1035	C4.4, 3054, 3054C	9W9910
3508, 3512, 3516	7C4349	C9	1786473
3524B	1644413	C9	1786474
4.236 DI	4W2020	C9	1877331
4.236 DI	7W8327	C9, 3126B	9W9940
C11, C13, C15	6Y9960	C9, C9.3, C13	1398736
C11, C15, C32, 3406, 3408C, 3516	6Y9980	C9, C9.3, C13	1398737
C13, C15, C18, 3176C, 3196, 3456	1476983		

ENGINE FERRULES & SEALS I



Engine / Model Application	Ferrule Part No.	Seal Part No.
General Usage	6B6224	6L7813
General Usage	7B2420	6L7814
D326, D337, D343, G3434, 1693	3H5912	3H5887
D342	7N8851	8S4275
D/G342, D/G346, D/G348, D/G349	-	8S4275
D343, G3434, 1693, 3304, 3306	9S5746	9S5747
D4D, D6C, 951B, 951C, 3408	7S4433	-
416	0328047	-
1676	2S0735	6L7813
3054	1293493	-
3204	7N4637	7N4636
3304, 3306	-	7N8018/9Y1798
3406, 3408, 3412	-	3E6772
3508, 3512, 3516	-	4200652/4200653

Part numbers are used for reference purposes only.

Costex Tractor Parts Copyright © 2023. All rights reserved.




# FILTERS

The role of the filters (oil, fuel, air, and hydraulic) is to prevent dust, dirt, and debris from entering the systems of your machine. Contaminants can cause poor performance and diminish the operating life of your equipment. CTP Filters are designed for maximum protection and increase in productivity, ultimately saving on the operating cost of your equipment.

At CTP, we offer a complete range of high-quality filters and separation products to meet your maintenance needs.



## AIR FILTERS |



### PRIMARY AIR FILTERS

Part No.	Description	Application
1046040	FILTER ELEMENT-AIR	3056
1517737	ELEMENT	D8H
1805474	ELEMENT AS-PRIMARY	416B, 428B
2124478	FILTER ELEMENT AS-AIR	GENERAL
3466693	FILTER ELEMENT AS-AIR	3406C, 3456, 3508, 3512, 3516, C15
5396920	FILTER ELEMENT-AIR	GENERAL
1006845	FILTER ELEMENT AS-AIR	225
1006846	FILTER ELEMENT AS-AIR	374D L
1006848	FILTER ELEMENT-AIR	2384C, 2484C, 559C, 579C, 966F II, AP1000E, AP1055E, BG1000E, BG1055E, D6K2, D6K2 LGP, D6N LGP
1006849	FILTER ELEMENT-AIR	3054, 3056
1029388	ELEMENT	120G, 12E, 12G, 130G, 215, 215B, 3304, 3306, 518, 518C, 561B, 920, 930, 941, 950, 951B, 955H, D4D, D4E, E180, RT50
1059741	FILTER ELEMENT AS-AIR	315C, 315D L, 318C, 319C, 319D L, 319D LN, 564, 574, 574B, 924G, 924GZ, 930G, IT28G
1061760	ELEMENT (Primary)	D8H
1063969	FILTER ELEMENT AS-AIR	120M, 12M, 924H, 924HZ, 924K, 928H, 928HZ, 930K, 938H, 938K, AP-600D, AP-655D, AP555E, BG500E, BG600D, BG655D, CP-56, CP-64, CP-68B, CP-74B, CP-76, CS-56, CS-56B, CS-64, CS-66B, CS-68B, CS-74, CS-74B
1080671	FILTER ELEMENT-AIR	3054, 3056
1106326	FILTER ELEMENT AS-AIR	16G, 245, 3306, 3306B, 578, 583K, 621B, 621E, 621R, 623B, 623E, 627B, 627E, 75, 777, 824C, 826C, 963, 973, 980B, 980C, 980F, 992, D10, D250B, D25C, D25D, D300B, D300D, D30C, D350C, D35C, D35HP, D400
1131578	FILTER ELEMENT AS-AIR	3408C, 785C, 789, 789B, 789C, 797, C15, C15 I6, C18, C18 I6, CX31-C18I, CX35-C18I, CX35-P800
1159719	ELEMENT AS	311, 315, 910E, 914G, IT12B, IT14G
1236855	FILTER ELEMENT AS-AIR	3304, 3304B, 3306, 3306B, D320A, D330A, D330B, G3304, G3306
1282686	FILTER ELEMENT AS-AIR	3508B, 3508C, 3512, 3512B, 3512C, 3516, 3516B, C27, C32, PM3512, TH48-E70, TH48-E80
1304678	FILTER ELEMENT-AIR	311C, 311D LRR, 312C, 312C L, 312D, 312D L, 312D2, 446B, 446D, BG-225C, CB-534B, CB-534C, CB-535B, CP-433C, CS-431C
1318822	FILTER ELEMENT AS-AIR	120G, 120H, 120H ES, 120H NA, 12G, 12H, 12H NA, 130G, 135H, 135H NA, 3114, 3116, 3304, 3304B, 515, 517, 525, 561M, 918F, 924F, 928F, 928G, 953B, 953C, AP-1000, AP-1000B, AP-1050, AP-1055B, AP-900B
1327165	FILTER ELEMENT AS-AIR	12G, 140G, 14G, 235C, 3116, 3126, 3126B, 3208, 320B, 320C, 320D, 320D FM, 320D L, 320D LN, 320D2 L, 320D2 L, 322B, 322B L, 322B LN, 322C, 322C FM, 323D L, 323D LN, 323D SA, 323D2 L, 325B, 325B L, 3304
1327167	FILTER ELEMENT AS-AIR	235C, 30/30, 322C, 322C FM, 324D, 324D FM, 324D FM LL, 324D L, 324D LN, 324E, 324E L, 324E LN, 325C, 325C FM, 325D, 325D FM, 325D FM LL, 325D L, 325D MH, 326D L, 328D LCR, 329D, 329D L, 329D LN, 329E
1327168	FILTER ELEMENT AS-AIR	245B, 3176B, 3176C, 3196, 3406C, 3408, 3412, 3412C, 3412E, 5110B, 583R, 583T, 587R, 587T, 651E, 657B, 657E, 769C, 769D, 771C, 771D, 772B, 773B, 773D, 773E, 775B, 775D, 775E, 814F, 814F II, 815F, 815F
1348726	FILTER ELEMENT AS-AIR	3306B, 3406, 3406B, 3406C, 3408, 621B, 621G, 623G, 627B, 627F, 627G, 631E, 633E II, 637E, 637G, D8L, D9N, D9R, G3408, G3408B, G3508, G3512, G3516, R2900
1355788	FILTER ELEMENT AS-AIR	3406, 3406B, 589, 631E, 637E, 994, D10, D8L, G3406, G3408, G3408B, G3412, G3508, G3512, G3516
1394834	FILTER ELEMENT AS-AIR	446, 446B, RT100
1421339	FILTER ELEMENT AS-AIR	350, D10N
1421340	FILTER ELEMENT AS-AIR	375, 375 L
1467472	FILTER ELEMENT AS-AIR	3114, 3116, 3304B, 508, 916, 926, 930, 943, AP-1000, AP-1050, CP-563, D4E SR, D4H, D4H XL, D4HTSK II, D4HTSK III, IT28, IT28B
1527217	FILTER ELEMENT AS-AIR	3508, 3516, 3516B, 784C, 785C, 793, 793B, 793C, 793D, 797, 797B

Part numbers are used for reference purposes only.

Costex Tractor Parts Copyright © 2023. All rights reserved.

## PRIMARY AIR FILTERS (CONT.)

Part No.	Description	Application
1626201	ELEMENT AS	311, 315, 910E, IT12B
1651689	FILTER ELEMENT-AIR	225D, 235, 235C, 3304, 3306, 3306B, 613C, 613C II, 621, 623, 627, 627B, 637D, 641, 641B, 650B, 651, 657, 657B, 666, 768B, 769, 772, 773, 824B, 966C, 977K, 977L, 988, 992, D250D
1777375	FILTER ELEMENT-AIR	3054, 3054B, 3054C, C4.4
1985314	FILTER ELEMENT-AIR	3056, C6.6, C7.1
2015023	FILTER ELEMENT-AIR	AD30, AD45, AD45B, AD55, AD55B, AD60, R1300, R1300G, R1300G II, R1600, R1600G, R1600H, R1700 II, R1700G, R2900, R2900G, R3000H
2065234	AIR CLEANER GP	916, 926, 926A, G916, G926, IT18, IT18B, IT28, IT28B
2076870	FILTER ELEMENT-AIR	3176C, 3196, C-12, C12, C18
2089065	AIR FILTER	GENERAL
2124477	FILTER ELEMENT-AIR	3014, 3024, 3024C, 3054, C2.2
2200453	AIR FILTER	GENERAL
2211170	AIR FILTER	GENERAL
2229020	AIR FILTER	SCANIA
2262779	BREATHER AS	769D, 771D, 773E, 775E, 793C, 793D, AD45B
2277448	CARTRIDGE	WB98A
2310167	CARTRIDGE	WB98A
2335182	ELEMENT	12E, 14E, 16, 768B, 769, 769C, 772, 772B, 773, 773B, 776, 777, 777B, 785, 789, 955H, 977H, D320A
2436350	FILTER ELEMENT-AIR	3054, 3056
2453818	ELEMENT ASSEM.	631C, 657B, 769, 824B, 825B, 983
2456375	FILTER ELEMENT-AIR	414E, 416D, 416E, 420D, 420E, 422E, 424D, 428D, 428E, 430D, 430E, 432D, 432E, 434E, 442D, 442E, 444E, D3K XL, D4K XL, D5K LGP
2457451	FILTER ELEMENT AS-AIR	3406C, 3412C, 3456, 980H, C13, C15, C15 I6, C18, C27, C32, PM3456, TH48-E70
2465009	ELEMENT ASSEM.	1674, 1676, 1693, 3116, 3126, 3126B, 3306, 3406, 3408
2465011	FILTER ELEMENT-AIR	300.9D, 301.4C, 301.7D, 302.2D, 302.4D, 302.7D, CB-14
2515885	FILTER	814F, 814F II, 815F, 815F II, 816F, 816F II, 924F, 928F, 938F, 950F, 950F II, 960F, 966F, 966F II, 970F, D6G, IT18F, IT24F, IT28F, IT38F
2515886	FILTER	814F, 814F II, 815F, 815F II, 816F, 816F II, 924F, 928F, 938F, 950F, 950F II, 960F, 966F, 966F II, 970F, D6G, IT18F, IT24F, IT28F, IT38F
2525001	FILTER ASSEM.	D10, D11N, D8L, D9L, D9N
2567902	FILTER ELEMENT AS-AIR	AP-800C, BG-225B, G3304, G3304B
2697041	FILTER ELEMENT AS-AIR	AP-800C, BG-225B, G3304, G3304B
2892348	FILTER ELEMENT-AIR	C9
2902288	FILTER-AIR	950 GC, 950K, 962K, 966K, 966M, 966M XE, 972K, 972M, 972M XE, 980K, 980K HLG, 980M, 982M
2P1783	FILTER ELEMENT AS-AIR	5130, D9L, PM-565
2S5648	FILTER ELEMENT AS-AIR	24H, 345B, 345B II, 345B II MH, 345B L, 345C, 345C L, 345D, 345D L, 345D L VG, 349D, 349D L, 350, 365B, 365B II, 365B L, 365C, 365C L, 365C L MH, 374D L, 385B, 385C, 385C FS, 385C L, 385C L MH, 390D
2W4246	FILTER ELEMENT AS-AIR	236, 236B, 236B3, 236D, 242B3, 242D, 246C, 246D, 248, 252B, 252B3, 256C, 257B3, 257D, 259B3, 259D, 262C, 262C2, 262D, 267, 267B, 268B, 272C, 272D, 272D XHP, 277C, 277C2, 277D, 279C, 279C2, 279D, 287
3212411	FILTER ELEMENT-AIR	3011C, 3013C, C1.1, C1.5, C2.2
3466687	FILTER ELEMENT-AIR	C4.4
3731765	FILTER ELEMENT AS-AIR	236, 236B, 236B3, 236D, 242B3, 242D, 246C, 246D, 248, 252B, 252B3, 256C, 257B3, 257D, 259B3, 259D, 262C, 262C2, 262D, 267, 267B, 268B, 272C, 272D, 272D XHP, 277C, 277C2, 277D, 279C, 279C2, 279D, 287
3731766	FILTER ELEMENT AS-AIR	3508B, 3512B, 3512C, 3516, 3516B, 3516C, G3516B, G3520B, PM3516, PP3516, TH48-E80
3808941	FILTER ELEMENT AS-AIR	3512B, 3512C, 3516B, 3516C
3I2013	FILTER ELEMENT-AIR	GENERAL
3S9606	FILTER ELEMENT AS-AIR	854G, 992G, D11N, D11R, D400E II, D9T
4152592	FILTER ELEMENT AS-AIR	320D, 320D FM, 320D L, 320D LN, 320D2, 320D2 L, 322B L, 322B LN, 322C, 322C FM, 323D L, 323D LN, 323D SA, 323D2 L, 325B L, 938G, 950F II, 950G, 962G, D6G2 LGP, D6G2 XL, IT38G, IT62G
4199172	FILTER ELEMENT AS-AIR	320B, 320B L, 320B U, 320C, 320C FM, 320C L, 320D, 320D FM, 320D FM RR, 320D GC, 320D L, 320D LN, 320D LRR, 320D RR, 320D2, 320D2 GC, 320D2 L, 320E, 320E L, 320E LN, 320E LRR, 320E RR, 321B, 321C
4I7575	ELEMENT AS	311, 315, 910E, 914G, IT12B, IT14G

## PRIMARY AIR FILTERS (CONT.)

Part No.	Description	Application
4L9852	FILTER ELEMENT AS-AIR	322C, 322C FM, 324D, 324D FM, 324D FM LL, 324D L, 324D LN, 324E, 324E L, 324E LN, 325C, 325C FM, 325D, 325D FM, 325D FM LL, 325D L, 325D MH, 326D L, 328D LCR, 329D, 329D L, 329D LN, 329E
4L9853	FILTER ELEMENT AS-AIR	416B, 426B, 428, 428B, RT50
4N0015	FILTER ELEMENT AS-AIR	3126B, 3412, 3412C, C-9, C27, C9, C9.3, CX31-C9I, R1600, R1600G, R1600H, R1700 II, R1700G, R2900, TH31-E61
4N0326	FILTER ELEMENT AS-AIR	216, 228, 236, 247, 267, 303.5E, 304E, 305.5, 305.5D, 305.5E, 305C CR, 305E, 306, 306E, 307B, 307C, 307D, 307E, 308C, 308D, 308E, 308E CR, 308E SR, 902, 904B, 904H, 906, CB34B, CB34B XW, CC34B
4P0710	FILTER ELEMENT AS-AIR	315B, 315C, 315D L, 317B LN, 318B, 318C, 318D L, 319D L, 319D LN
4S5348	FILTER ELEMENT AS-AIR	120G, 120H, 120H ES, 120H NA, 12G, 12H, 12H NA, 130G, 135H, 135H NA, 3114, 3116, 3304, 3304B, 515, 517, 525, 561M, 918F, 924F, 928F, 928G, 953B, 953C, AP-1000, AP-1000B, AP-1050, AP-1055B, AP-900B
4S8337	FILTER ELEMENT AS-AIR	375, 375 L, 5080, 69D, 776D, 777D, 784B, 784C, 785, 785B, 785C, AD40, AD45, AD45B, AD55, AE40, AE40 II, G3412, PM-201
4S8833	FILTER ELEMENT AS-AIR	12E, 3304, 977H
4W5228	FILTER ELEMENT AS-AIR	300.9D, 301.4C, 301.6C, 301.7D, 302.2D, 302.4D, 302.7D, CB-14, PS-150B, PS-150C, PS-200B, PS-360B
4W5716	FILTER ELEMENT AS-AIR	3406B, 3412, 3412C, 3508, 3512, 3516, C13, C15, C15 I6, C18, C18 I6, PM3412
5287222	FILTER ELEMENT-AIR	416F, 420F, 422F, 428F, 430F, 432F, 434F, 444F, 450F, CW-34, D3K2 LGP, D4K2 XL, D5K2 XL
5G1913	FILTER	120G, 12G, 130G, 140G, 14G, 16G, 375, 375 L, 931B, 931C II
5L1203	FILTER ELEMENT AS-AIR	3176B, 3412, 3412C, 3412E, 3508, 3508B, 3508C, 3512, 3512B, 3512C, 3516, 3516B, 3516C, C18, C27, C32, CG137-08, CG137-12, G3408, G3408B, G3408C, G3412, G3412C, G3508, G3512, G3516, G3516B, PM3508
5S4282	FILTER ELEMENT AS-AIR	330, 330 FM L, 330 L
6I0273	FILTER ELEMENT AS-AIR	1090, 1190, 1190T, 1290T, 1390, 2290, 2390, 2391, 2470C, 2491, 2570C, 2590, 2670C, 3306B, 330C, 330C FM, 330C L, 330C MH, 330D, 330D FM, 330D L, 330D LN, 330D MH, 336D, 336D L, 336D LN, 336D2, 336D2 L
6I1450	FILTER ELEMENT AS-AIR	2864C, 3406C, 345B II, 345B L, 345C, 345C L, 345C MH, 345D, 345D L, 345D L VG, 349D, 349D L, 349E, 349E L, 349E L HVG, 349E L VG, 349F L, 586C, 730C, 735, 735B, 740, 740B, AD60, C9, TK1051, W345C MH
6I2499	FILTER ELEMENT AS-AIR	301.5, 302.5, 303, 303.5, 303.5C, 303.5D, 303C CR, 303E CR, 304, 304.5, 304C CR, 304D CR, 305, 305D CR, 901C, CB-214D, CB-214E, CB-22, CB-334D, CB-334E, CB-335D, CB-34, CB22B, CB24B, CB32B, CC24B
6I2501	FILTER ELEMENT AS-AIR	315C, 315D L, 318C, 319C, 319D L, 319D LN, 564, 574, 574B, 924G, 924GZ, 930G, IT28G
6I2503	FILTER ELEMENT AS-AIR	D3G, D4G, D5G
6I2505	FILTER ELEMENT AS-AIR	315C, 315D L, 318C, 319C, 319D, 319D LN, AP-650B, AP-800D, C4.4, C4.4XQ100, C4.4XQ80, CB-534D, CB-54, CB-564D, CB-64, CP-44, CP-533E, CS-44, CS-533E, CS-54, PS-360C, TH220B, TH330B, TH340B, TH350B
6I2507	FILTER ELEMENT AS-AIR	3512B, 3512C, 3516B, 3516C, G3516B, G3520B, PM3516, SPF343C, TH48-E80, XQC1200, XQC1600
6I2509	FILTER ELEMENT AS-AIR	330D, 330D FM, 330D L, 330D LN, 330D MH, 336D, 336D L, 336D LN, 336D2, 336D2 L, 336E, 336E H, 336E HVG, 336E L, 336E LH, 336E LN, 336F L, 340D L, 340D2 L, 568 FM LL, 725C, M330D
6I6434	FILTER ELEMENT AS-AIR	316E L, 318D2 L, 318E L, 924G, 924GZ, 924H, 924K, 928HZ, 930G, 930K, 938K, CB-44B, CB-54B, CP-54B, CS-54B, CS-64B, IT28G, M313C, M315C, M316C, M318C, M318C MH, M322C
6L3313	ELEMENT AS	D348, D379B, D398
6N6064	FILTER ELEMENT AS-AIR	140G, 14G, 160G, 1673C, 215B, 215C, 229, 3208, 3304, 3306, 3306B, 3306C, 815B, 950B, 950F, 966D, 966F, D3C, D5B, D5E, D5H, D5HTSK II, D6D, D6E SR, D6H, D7F, E240, PS-500
6N6071	FILTER ELEMENT AS-AIR	3126B, 3406C, 3406E, 3408, 3408C, 3408E, 3412, 3412C, 3412E, 3456, 5130, 5130B, 5230, 5230B, 631G, 637G, 651B, 657E, 657G, 834G, 836G, 854G, 980H, 986H, 988G, 994F, 994H, C-15, C-16, C11, C13, C15
6P6664	FILTER	D7G, D8K
7C1571	FILTER ELEMENT AS-AIR	416D, 416E, 420D, 420E, 430D, 430E
7C1572	FILTER ELEMENT AS-AIR	216B, 216B3, 226B, 226B3, 232B, 242B, 247B, 247B3, 24M, 257B, 621H, 621K, 623H, 623K, 623K LRC, 627H, 627K, 627K LRC, 793F, 793F AC, 793F CMD, 793F-XQ, 795F AC, 795F XQ, 797F, 824K, 825K
7E0975	ELEMENT A	GENERAL
7N1225	FILTER ELEMENT AS-AIR	216B, 216B3, 226B, 226B3, 232B, 242B, 247B, 247B3, 257B
7W3920	FILTER ELEMENT AS-AIR	3054, 3054B, 3054C, 3054E, C4.4
7W5216	FILTER ELEMENT AS-AIR	14M, 16M, 24M, 966H, 972H
7W5313	FILTER ELEMENT AS-AIR	3208, FB221
7W5316	FILTER ELEMENT AS-AIR	14M, 16M, 24M, 966H, 972H
7W5317	FILTER ELEMENT AS-AIR	120K, 120K 2, 12K, 12M, 140K, 140K 2, 140M, 160K, 160M, 525C, 525D, 535C, 535D, 545C, 545D, 555D, 815B, 950 GC, 950H, 962H, IT62H
7W5389	FILTER ELEMENT AS-AIR	3306B, 3406, 3406B, 3406C, 3408, 621B, 621G, 623G, 627B, 627F, 627G, 631E, 633E II, 637E, 637G, D9N, D9R, G3408, G3408B, G3508, G3512, G3516, R2900
7W5495	FILTER ELEMENT AS-AIR	3408C, 3412, 3512C, 770, 770G, 772, 772G, 773F, 775F, 777F, 854G, AD55B, C15, C15 I6, C18, C27, C32, TH48-E70

Part numbers are used for reference purposes only.

Costex Tractor Parts Copyright © 2023. All rights reserved.

PRIMARY AIR FILTERS (CONT.)

Part No.	Description	Application
7W9853	FILTER ELEMENT AS-AIR	785C, 793B, 793C, 793D, 797, 797B
7Y0404	ELEMENT AS-OUTER	325, 325 L, 325 LN, E200B
7Y1196	FILTER ELEMENT AS-AIR	375, 375 L
7Y1323	FILTER ELEMENT AS-AIR	953D, 963D, D5R LGR, D6K, D6K LGR, D6K XL, D6N, M313D, M315D, M315D 2, M316D, M317D 2, M318D, M318D MH, M322D, M322D MH, PL61
8N5006	FILTER ELEMENT AS-AIR	789D, 797F
8N5504	FILTER ELEMENT AS-AIR	G3512, G3516, G3520C, G3606, G3608, G3612, G3616
8N6309	FILTER ELEMENT AS-AIR	374D L
8T7462	FILTER ELEMENT AS-AIR	374D L
8U2601	FILTER	213B, 214B, 224B
9J6472	FILTER ELEMENT AS-AIR	16G, 3306, 3306B, 578, 621E, 623B, 623E, 627E, 75, 824C, 826C, 963, 973, 980C, 980F, D25D, D300D, D40D, D6D, D8N, G3306, G3406
9L2169	FILTER ELEMENT AS-AIR	350, D10N
9P5174	ELEMENT	615, 615C, 627E, 627F, 637E, 65
9Y3879	FILTER ELEMENT AS-AIR	14M, 16M, 24M
9Y5011	FILTER ELEMENT AS-AIR	308E2 CR
G082527	ELEMENT	GENERAL
P148932	ELEMENT AS-PRIMARY	777B
P544243	ELEMENT AS-PRIMARY	245B, 3406, 3406B, 3408B, 3412, 589, 631E, 637D, 637E, 651E, 657E, 768C, 769C, 772B, 773B, 775B, 992C, 992D, 994, D11N, D8L, G3406, G3408, G3408B, G3412, G3508, G3512, G3516, RR-250, SM-350, SS-250
P546613	ELEMENT ASSEM.	3406, 3408, 3412
P546614	ELEMENT ASSEM. (Primary)	631C, 983, D9G
P614221	ELEMENT SERVICE GROUP	3408, D342C, D353C, D379A
P778336	ELEMENT SERVICE GROUP	1676, 1693, 3406, D342, D342C, D343, D379A
P783280	FILTER ELEMENT AS-AIR	789D, 797F

SECONDARY AIR FILTERS

Part No.	Description	Application
1527219	ELEMENT AS-AIR CLEANER	3406, 3406B, 3408, 3412, 777B, D399, PR-1000, PR-750B, RR-250, SS-250
2567903	ELEMENT AS-SECONDARY	325, 325 L, 325 LN, E200B
1023764	FILTER ELEMENT AS-AIR	12G, 140G, 14G, 235C, 3116, 3126, 3126B, 3208, 320B, 320C, 320D, 320D FM, 320D L, 320D LN, 320D2, 320D2 L, 322B, 322B L, 322B LN, 322C, 322C FM, 323D L, 323D LN, 323D SA, 323D2 L, 325B, 325B L, 3304
1029387	ELEMENT ASSEM. (Secondary)	631C, 983, D9G
1063973	FILTER ELEMENT AS-AIR	375, 375 L, 5080, 69D, 776D, 777D, 784B, 784C, 785, 785B, 785C, AD40, AD45, AD45B, AD55, AE40, AE40 II, G3412, PM-201
1080672	FILTER ELEMENT-AIR	3056
1106331	FILTER ELEMENT AS-AIR	245B, 3406, 3408, 3412, 594, 594H, 637D, 637E, 651E, 657E, 768C, 769C, 772B, 773B, 775B, 824B, 834B, 988B, 992C, 992D, D11N, D44B, D550B, D9G, D9H, G3406, RR-250, SM-350, SS-250
1131579	FILTER ELEMENT AS-AIR	120B, 12F, 140B, 14E, 16, 215B, 215C, 225, 229, 3208, 3304, 3306, 528, 561C, 613, 613B, 627, 816, 824, 955K, 955L, 966C, 980, 980B, D4E, D5, D5B, D5E, D6C, D6D, D6D SR, D6E SR, D7G, E240, E300, PS-500
1232368	FILTER ELEMENT-AIR	311C, 311D LRR, 312C, 312C L, 312D, 312D L, 312D2, 446B, 446D, BG-225C, CB-534B, CB-534C, CB-535B, CP-433C, CS-431C
1236856	FILTER ELEMENT AS-AIR	910, 931C, 933, 933C, 939, 939C, D3, D3C III, D4C III, D5C, D5C III
1304679	FILTER ELEMENT AS-AIR	120H, 12H, 12H ES, 12H NA, 135H, 140G, 140H, 140H ES, 140H NA, 143H, 14H, 14H NA, 160H, 160H ES, 160H NA, 163H, 163H NA, 16G, 16H, 16H NA, 3126B, 3306, 3306B, 385C, 525B, 535B, 539, 545, 572R, 572R II
1318821	FILTER ELEMENT AS-AIR	CB-434B, CB-434C, CS-323C

SECONDARY AIR FILTERS (CONT.)

Part No.	Description	Application
1355787	FILTER ELEMENT AS-AIR	3126B, 3406C, 3406E, 3408, 3408C, 3408E, 3412, 3412C, 3412E, 3456, 5130, 5130B, 5230, 5230B, 631G, 637G, 651B, 657E, 657G, 834G, 836G, 854G, 980H, 986H, 988G, 994D, 994F, 994H, C-15, C-16, C-9, C11
1402334	FILTER ELEMENT AS-AIR	3408, 3412, 5130, D9L, PM-565
1421403	FILTER ELEMENT AS-AIR	330, 330 FM L, 330 L
1421404	FILTER ELEMENT AS-AIR	3412, 3412E, 3508, 3508B, 3508C, 3512, 3512B, 3512C, 3516, 3516B, 3516C, C18, C27, C32, CG137-12, G3408, G3412, G3508, G3512, G3516, R1300, R1300G, R1300G II, TH48-E70, TH55-E70
1467473	FILTER ELEMENT AS-AIR	M318, M320
1805475	FILTER ELEMENT-AIR	140G, 14G, 160G, 3208, 3304, 572G, 815B, 936, 936F, 950B, 950B/950E, 950F, 953, 966D, 966F, D3B, D3C, D5H, D5HTSK II, D6D, D6H, D7F, D7G
1890202	AIR CLEANER ASSY	314D
1N4864	AIR CLEANER GP	938F, 950F, 950F II, 960F, IT38F
1P7360	AIR CLEANER GP	416C, 416D, 420D, 424D, 426C, 428C, 428D, 430D, 432D, 436C, 438C, 438D, 442D
1P8482	AIR CLEANER GP	572R, D7H, D7R
1W3636	AIR CLEANER GP	320C, 320C FM, 320D FM RR, 320D LRR, 320D RR, 321C, 322C, 322C
2065235	AIR CLEANER GP	950F, 950F II, 960F
2089066	AIR FILTER	GENERAL
2229021	AIR FILTER PANEL	GENERAL
2277449	FILTER ELEMENT-AIR	583T, 587R, 587T, 795F AC, 795F XQ, PL83, PL87, TH220B, TH330B, TH340B, TH350B, TH355B, TH460B, TH560B, TH580B
2310168	ELEMENT	WB140, WB140PS, WB150, WB150PS, WB91R, WB93R, WB95R, WB97R, WB97S
2335184	ELEMENT AS	350
2349828	FILTER ELEMENT-AIR	C30, C32, TH48-E70
2453819	ELEMENT ASSEM.	941, 950, 951B, 966C, D4D, D5, D6C, D6D, D7F
2456376	ELEMENT ASSEM.	12G
2465010	FILTER	312E, 312E L, 316E L, 318E L, 320E, 320E L, 320E LN, 320E LRR, 320E RR, 323E L, 324E, 324E L, 324E LN, 329E, 329E L, 329E LN, 336E, 336E H, 336E HVG, 336E L, 336E LH, 336E LN, 336F L, 349E
2525002	FILTER CARTRIDGE	WB140, WB140PS, WB150, WB150PS, WB91R, WB93R, WB95R, WB97R, WB97S
2777838	FILTER ELEMENT AS-AIR	3606, 3608, 3612, 3616, C175-16, C280-12, C280-16, C280-6, C280-8, G3512E, G3516, G3516B, G3516C, G3516E, G3516H, G3520C, G3520E, G3606, G3606B, G3608, G3612, G3616
2S1284	FILTER ELEMENT AS-AIR	120H, 12H, 12H ES, 12H NA, 135H, 140G, 140H, 140H ES, 140H NA, 143H, 14H, 14H NA, 160H, 160H ES, 160H NA, 163H, 163H NA, 16G, 16H, 16H NA, 3126B, 3306, 3306B, 385C, 525B, 535B, 539, 545, 572R, 572R II
2S1285	FILTER ELEMENT AS-AIR	M318, M320
2S1286	FILTER ELEMENT AS-AIR	24H, 3412C, 345B, 345B II, 345B II MH, 345B L, 345C, 345C L, 345D, 345D L, 345D L VG, 349D, 349D L, 350, 3516C, 365B, 365B II, 365B L, 365C, 365C L, 365C L MH, 374D L, 385B, 385C, 385C FS, 385C L
2S1287	FILTER ELEMENT-AIR	120K, 120K 2, 12K, 12M, 140K, 140K 2, 140M, 160K, 160M, 525C, 525D, 535C, 535D, 545C, 545D, 555D, 815B, 950 GC, 950H, 962H, IT62H
3212412	FILTER ELEMENT-AIR	C6.6, C7.1
3331189	FILTER ELEMENT-AIR	777G, 824K, 825K, 826K, 834K, 836K, 844K, 854K, 988K, 990K, 992K, 993K, C13, C15, C18, CX31-C13I, CX31-C18I, CX35-C18I
3466688	FILTER ELEMENT-AIR	C4.4
3466694	FILTER ELEMENT-AIR	416F, 420F, 422F, 428F, 430F, 432F, 434F, 444F, 450F, CW-34, D3K2 LGR, D4K2 XL, D5K2 XL
3808942	FILTER ELEMENT AS-AIR	854G, 992G, D11N, D11R, D400E II, D9T
3S4745	FILTER ELEMENT AS-AIR	3116, 3208
4152593	FILTER ELEMENT AS-AIR	3056, C6.6, C7.1
4L9851	FILTER ELEMENT AS-AIR	320B, 320B L, 320B U, 320C, 320C FM, 320C L, 320D, 320D FM, 320D FM RR, 320D GC, 320D L, 320D LN, 320D LRR, 320D RR, 320D2, 320D2 GC, 320D2 L, 320E, 320E L, 320E LN, 320E LRR, 320E RR, 321B, 321C
4N0313	FILTER ELEMENT AS-AIR	345D, 345D L, 345D L VG, 349D, 349D L, 385C, 385C FS, 385C L, 385C L MH, 390D, 390D L, 776C, 777D, 854K, 992K, 993K, C27, C32, D11N, D11R, D11T, D9T, TH48-E70
4P0711	FILTER ELEMENT AS-AIR	315B, 315C, 315D L, 317B LN, 318B, 318C, 318D L, 319D L, 319D LN
4S8340	FILTER ELEMENT AS-AIR	CB-434B, CB-434C, CS-323C
4S8834	FILTER ELEMENT AS-AIR	3306, 3306B, C9, D330A, D333A, D333B, G3304, G3306, G343
4W6691	FILTER ELEMENT AS-AIR	3406B, 3406C, 3408, 3412, 3516



SECONDARY AIR FILTERS (CONT.)

Part No.	Description	Application
5290132	FILTER ELEMENT AS-AIR	216, 228, 236, 247, 267, 303.5E, 304E, 305.5D, 305.5E, 305C CR, 305E, 306E, 307B, 307D, 307E, 308C, 308D, 308E, 308E CR, 308E SR, 902, 904B, 904H, 906, CB34B, CB34B XW, CC34B
515208	FILTER ELEMENT AS-AIR	446, 446B, RT100
5W3402	FILTER	214B
6I0274	FILTER ELEMENT AS-AIR	24M, 2864C, 3406C, 345B II, 345B L, 345C, 345C L, 345C MH, 345D, 345D L, 345D L VG, 349D, 349D L, 349E, 349E L, 349E L HVG, 349E L VG, 349F L, 586C, 730C, 735, 735B, 740, 740B, AD60, C13 XQ350, C9
6I1451	FILTER ELEMENT AS-AIR	1090, 1190, 1190T, 1290T, 1390, 2290, 2390, 2391, 2470C, 2491, 2570C, 2590, 2670C, 3306B, 330C, 330C FM, 330C L, 330C MH, 330D, 330D FM, 330D L, 330D LN, 330D MH, 336D, 336D L, 336D LN, 336D2, 336D2 L
6I2500	FILTER ELEMENT AS-AIR	302.5, 303.5, 303.5C, 303.5D, 303C CR, 303E CR, 304C CR, 304D CR, 305D CR, 901C, 902C, 903C, CB-214D, CB-214E, CB-22, CB-334D, CB-334E, CB-335D, CB-34, CB22B, CB24B, CB32B, CC24B
6I2502	FILTER ELEMENT AS-AIR	D8L, D9N, D9R
6I2504	FILTER ELEMENT AS-AIR	3406C, 3412C, 3456, 980H, C13, C15, C15 I6, C18, C27, C32, PM3456, TH48-E70
6I2506	FILTER ELEMENT AS-AIR	315C, 315D L, 318C, 319C, 319D, 319D LN, AP-650B, AP-800D, C4.4, C4.4XQ100, C4.4XQ80, CB-534D, CB-54, CB-564D, CB-64, CP-44, CP-533E, CS-44, CS-533E, CS-54, PS-360C, TH220B, TH330B, TH340B, TH350B
6I2508	FILTER ELEMENT AS-AIR	3512B, 3512C, 3516B, 3516C, C175-16, C175-20, C27, C32, PM3516, TH48-E80, XQC1600
6I2510	FILTER ELEMENT AS-AIR	3056
6I6582	FILTER ELEMENT AS-AIR	245B, 3176B, 3176C, 3196, 3406C, 3408, 3412, 3412C, 3412E, 5110B, 583R, 583T, 587R, 587T, 651E, 657B, 657E, 769C, 769D, 771C, 771D, 772B, 773B, 773D, 773E, 775B, 775D, 775E, 814F, 814F II, 815F, 815F
6L4714	PANEL-AIR CLEANER FILTER	3408, 3412, 3412C, 3412E, D348, D379, D379A, D379B, D398, D398A, D399, G379, G399, PM3412
6N6072	FILTER ELEMENT AS-AIR	313B
6N6444	FILTER ELEMENT AS-AIR	316E L, 318D2 L, 318E L, 924G, 924GZ, 924H, 924K, 928HZ, 930G, 930K, 938K, CB-44B, CB-54B, CP-54B, CS-54B, CS-64B, IT28G, M313C, M315C, M316C, M318C, M318C MH, M322C
7C1062	FILTER ELEMENT AS-AIR	3512B, 3512C, 3516B, 3516C, C27, C32, G3508, G3508B, G3516, G3516B, G3520B, PM3516
7N1308	FILTER ELEMENT AS-AIR	3054, 3054B, 3054C, 3054E, C4.4
7W9567	FILTER ELEMENT AS-AIR	3408C, 3412, 3512C, 770, 770G, 772, 772G, 773F, 775F, 777F, AD55B, C15, C15 I6, C18, C18 I6, C27, C32, TH48-E70
7Y1197	FILTER ELEMENT AS-AIR	785C, 789C
7Y1322	FILTER ELEMENT AS-AIR	953D, 963D, D5R LGP, D6K, D6K LGP, D6K XL, D6N, M313D, M315D, M315D 2, M316D, M317D 2, M318D, M318D MH, M322D, M322D MH, PL61
8N2556	FILTER ELEMENT AS-AIR	120M, 12M, 924H, 924HZ, 924K, 928H, 928HZ, 930K, 938H, 938K, AP-600D, AP-655D, AP555E, BG500E, BG600D, BG655D, CP-56, CP-64, CP-68B, CP-74B, CP-76, CS-56, CS-56B, CS-64, CS-66B, CS-68B, CS-74, CS-74B
8N4901	FILTER ELEMENT AS-AIR	3512C, C175-16, C175-20, C32, TH48-E80
8N6883	FILTER ELEMENT AS-AIR	3508, 3508B, 3508C, 3512, 3512B, 3512C, 3516, 3516B, 3516C, C27, C32, G3516, G3516B, G3520B, PM3512, PM3516, TH48-E70, TH48-E80
8T7463	FILTER ELEMENT AS-AIR	14M, 16M, 24M
9S9972	FILTER ELEMENT-AIR	2384C, 2484C, 559C, 579C, 966F II, AP1000E, AP1055E, BG1000E, BG1055E, D6K2, D6K2 LGP, D6N LGP
9Y7663	FILTER ELEMENT AS-AIR	308E2 CR

AIR FILTERS FOR KOMATSU®

Part No.	Description	Application
12Y-02-11190	ELEMENT, SAFETY	D51EX/PX, SAA6D107E
130-02-B1810	ELEMENT- AIR	515, 540A, 520, 510
130-02-B1820	ELEMENT	515, 540A, 520, 510
14X-911-7741	FILTER	D155A, D155AX, D31EX, D31PX, D375A, D37EX, D37PX, D39EX, D39PX, D41E, D41P, D41PF, D60P, D61E, D61EX
208-979-7620	FILTER	PC130, PC220, PC240, PC290, PC300, PC350, PC400
20Y-979-6261	FILTER	D155A, D155AX, D65EX, D65PX, D65WX, D85PX, HM250
421-07-12312	FILTER	518, 532, 538, 542, 545, 558, 568, GD305A, GD355A, GD405A, GD505A, GD521A, GD605A, GD705A, GD825A, JV100WA, JV100WP, JV130WH, WA100, WA100M, WA100SS, WA100SSS, WA120, WA120L, WA150, WA180, WA180L
426-07-32441	FILTER	HM250, HM300, HM400, HYDRAULIC, WA150, WA150PZ, WA200, WA320, WA320PZ, WA380, WA430, WA500
581-02-12130	ELEMENT	HD1200, HD785
600-181-4311	ELEMENT-OUTER	EC170Z, EC170ZS, HD200, HD200D, HD205, HD255, HD320, S4D155, S6D105
600-181-6730	ELEMENT, INNER	D41E6T, PC200, PC200LL, PC200Z, PC210, PC220, PC220LL, PC250, WA320

AIR FILTERS FOR KOMATSU® (CONT.)

Part No.	Description	Application
600-181-6740	ELEMENT ASSY	4D95S, BR250RG, CD60R, CL60, D41E, D41E6T, D41P, DCA, EGS160, GD405A, GD505A, GD521A, JV100A, JV100WA, JV100WP, JV130WH, PC200, PC200LL, PC200Z, PC210, PC220, PC220LL, PC250, S6D102E, WA320
600-181-6820	ELEMENT ASSY	4D95S, BR250RG, CD60R, CL60, D41E, D41E6T, D41P, DCA, EGS160, GD405A, GD505A, GD521A, JV100A, JV100WA, JV100WP, JV130WH, PC200, PC200LL, PC200Z, PC210, PC220, PC220LL, PC250, S6D102E, WA320
600-185-2500	ELEMENT ASSY	D31EX, D31PX, D37EX, D37PX, D39EX, D39PX, PC128US, PC128UU, PC138US, PC160, PC190, PW160, S4D102E, SAA4D102E, SAA4D107E, WA150, WA150PZ, WA200, WA200PZ
600-185-2510	ELEMENT, OUTER	D31EX, D31PX, D37EX, D37PX, PC128US, PC128UU, PC138US, PC160, PC190, PW160, S4D102E, SAA4D102E, SAA4D107E, WA150, WA150PZ, WA200, WA200PZ
600-185-2520	ELEMENT, INNER	S4D102E, WA150, WA150PZ
600-185-3100	ELEMENT ASSY	D39EX, D39PX, D41E, D41P, D41PF, GD405A, GD555, PC200, PC200LL, PC210, PC228, PC228US, PC230NHD, PW140, PW148, PW160, PW180, PW200, PW220, SAA6D102E, SAA6D107E, WA200, WA200PT, WA250, WA250PT, WA320
600-185-4100	ELEMENT ASSY	BR120T, BR380JG, D61E, D61EX, D61EXI, D61PX, D61PXI, D63E, D68ESS, HB205, HB215, PC200, PC200LL, PC210, PC220, PC220LL, PC228, PC228US, PC230, PC230NHD, PC240, PC270, PC270LL, PC290, PW180, PW200
600-185-4110	ELEMENT, OUTER	BR380JG, D61E, D61EX, D61EXI, D61PX, D61PXI, D63E, D68ESS, HB205, HB215, PC200, PC200LL, PC210, PC220, PC220LL, PC228, PC228US, PC230, PC230NHD, PC240, PC270, PC270LL, PC290, SAA4D107E, SAA6D102E
600-185-4120	ELEMENT, INNER	BR380JG, D61EX, D61PX, D63E, PC200LL, PC220, PC230, PC240, PC270, PC290, SAA6D107E, WA250, WA320
600-185-5100	ELEMENT ASSY	D65EX, D65PX, D65WX, FRONT, GD555, GD655, GD675, HD325, HD405, SAA6D114E, SAA6D125E, WA380, WA430
600-185-5110	ELEMENT	D65EX, D65PX, D65WX, FRONT, GD555, GD655, GD675, HD325, HD405, SAA6D114E, SAA6D125E, WA380, WA430
600-185-5120	ELEMENT	CD110R, HD325, HD405, PC300, PC300HD, PC300LL, PC340, PC350, PC360, SAA6D114E
600-185-6100	ELEMENT ASSY	D155A, D155AX, D475A, D475ASD, HD465, HD605, HD785, HM250, HM300, HM350, HM400, PC2000, PC550, PC800, PC800SE, PC850, PC850SE, SAA12V140E, SAA6D125E, SAA6D140E, SAA6D170E
600-185-6110	ELEMENT, OUTER	D155A, D155AX, D475A, D475ASD, HD465, HD605, HD785, HM400, PC490, PC550, SAA12V140E, SAA6D125E, SAA6D140E, SAA6D170E, WA1200
600-185-6120	ELEMENT	D155A, PC300LL, PC350, PC350HD, PC350LL, PC400, PC450, PC490, PC600, PC650, SAA12V140E, SAA6D140E, WA1200, WA500
6125-81-7032	ELEMENT ASSY	6D125, 6D125E, 6D140, CS210, D66S, D75S, D87E, D87P, DCA, EC170V, EC170Z, EC170ZS, EC210Z, EC260Z, EG220, EG220B, EG220BS, EG275, EG480, EG580, EGS240, EGS300, EGS360,380, EGS650, EGS760, EGS850
77Z-97-00020	FILTER	PC250, PC270
848101104	SAFETY CARTRIDGE	WB140, WB140PS, WB150, WB150PS, WB91R, WB93R, WB95R, WB97R, WB97S
848101144	CARTRIDGE	WB98A
848101145	CARTRIDGE	WB98A
848101155	FILTER CARTRIDGE	WB140, WB140PS, WB150, WB150PS, WB91R, WB93R, WB95R, WB97R, WB97S



CABIN AIR FILTERS

Part No.	Application
1070266	554, 564, 574B, 69D, 769D, 771D, 773D, 773E, 773F, 773G, 773G LRC, 775D, 775E, 775F, 775G, 775G LRC, 776D, 777D, 777F, 777G, 784C, 785, 785B, 785C, 785D, 789, 789B, 789C, 789D, 793
1127448	1090, 1190, 1190T, 1290T, 1390, 2290, 2390, 2391, 2491, 2590, 320C FM, 320D, 320D FM, 320D FM RR, 322C, 322C FM, 324D FM, 324D FM LL, 325C FM, 325D FM, 330C FM, 330D FM, 511, 521, 521B, 522, 522B, 532
1130305	914G, 924GZ, 928G, 938G, CS-531D, CS-563D, CS-573D, CS-583D, CS-663E, CS-683E, IT14G, IT28G, IT38G
1212761	120G, 12G, 130G, 140G, 16G, 515, 525, 525B, 525C, 535B, 535C, 545, 545C, D3K XL, D3K2 LGP, D4K XL, D4K2 XL, D5K LGP, D5K2 XL, D6K LGP, PL61
1466388	301.5, 302.5, 303.5, 304.5
1491912	120M, 120M 2, 12M, 12M 2, 12M 3, 12M 3 AWD, 140M, 140M 2, 140M 3, 140M 3 AWD, 14M, 160M, 160M 2, 160M 3, 160M 3 AWD, 16M, 773F, 773G, 773G LRC, 775F, 775G, 775G LRC, 777F, 777G
1635865	3054, 3054B, 3054C, C4.4
1707272	416D, 420D, 424D, 428D, 430D, 432D, 438D, 442D, 446D, 554, 564, 574B

CABIN AIR FILTERS (CONT.)

Part No.	Application
1748145	621G, 623G, 627G, 631G, 637G, 725, 730, 735, 740, 980G II
1752834	814F, 814F II, 815F, 815F II, 816F, 816F II, 924F, 938F, 950F II, 950G II, 950H, 960F, 962G II, 962H, 966F II, 966G II, 966H, 970F, 972G II, 972H, 980G II, 980H, 986H, IT24F, IT28F, IT38F, IT62G II
1752839	D10R, D11R, D9R
1752841	769D, 771D, 773D, 773E, 773F, 775D, 775E, 775F, 776D, 777D, 777F, 844K, 990K, D10R, D11R, D9R
1807487	910G, 914G, 924G, 924GZ, 924H, 924HZ, 928G, 928H, 928HZ, 930G, 938G, 938G II, 938H, CP-433E, CP-44, CP-533E, CP-54B, CP-56, CP-573E, CP-64, CP-663E, CP-68B, CP-74B, CP-76, CS-423E, CS-433E, CS-44
1832813	D3G, D4G, D5G
1858154	1090, 1190, 1190T, 1290T, 312C, 312C L, 315C, 318C, 319C, 320C, 320C FM, 320C L, 322C, 322C FM, 325C, 325C FM, 330C, 330C FM, 330C L, 330C MH, 533, 543, HA770, HA771, HA870, HA871, M313C, M315C, M316C
2067514	416D, 420D, 424D, 428D, 430D, 432D, 438D, 442D, 446D
2098217	583T, 587R, 587T, 770G, 772G, 953D, 963D, 973D, D10T, D11T, D3K XL, D3K2 LGR, D4K XL, D4K2 XL, D5K LGR, D5K2 XL, D6K, D6K LGR, D6K XL, D6K2, D6K2 LGR, D7E, D7E LGR, D8T, D9T, PL61
2112660	120M, 120M 2, 12M, 12M 2, 12M 3, 12M 3 AWD, 140M, 140M 2, 140M 3, 140M 3 AWD, 14M, 160M, 160M 2, 160M 3, 160M 3 AWD, 16M, 414E, 416E, 416F, 420E, 420F, 422E, 422F, 428E, 428F, 430E, 430F, 432E, 432F
2112661	414E, 416E, 416F, 420E, 420F, 422E, 422F, 428E, 428F, 430E, 430F, 432E, 432F, 434E, 434F, 442E, 444E, 444F, 450E, 450F
2208800	120M, 120M 2, 12M, 12M 2, 12M 3, 12M 3 AWD, 140M, 140M 2, 140M 3, 140M 3 AWD, 14M, 160M, 160M 2, 160M 3, 160M 3 AWD, 16M, 773F, 775F, 777F
2318132	216B, 216B3, 226B, 226B3, 232B, 236B, 236B3, 242B, 242B3, 247B, 247B3, 252B, 252B3, 257B, 257B3, 259B3, 267B, 268B, 904H
2321732	120H, 120H ES, 120H NA, 120K, 120K 2, 12H, 12H ES, 12H NA, 12K, 135H, 135H NA, 140H, 140H ES, 140H NA, 140K, 140K 2, 143H, 14H, 14H NA, 160H, 160H ES, 160H NA, 160K, 163H, 163H NA, 16H, 16H NA, CB-44B
2380479	D10T, D11T, D8T, D9T
2457823	307D, 311D LRR, 311F LRR, 312D, 312D L, 312D2, 312D2 GC, 312D2 L, 313D, 313D2, 313D2 LGR, 315D L, 318D L, 318D2 L, 319D, 319D L, 319D LN, 320D, 320D FM, 320D FM RR, 320D GC, 320D L, 320D LN, 320D LRR
2593222	613G, 621G, 623G, 627G, 631G, 637G, 657G, 725, 725C, 730, 730C, 735, 735B, 740, 740B, 770, 770G, 772, 772G, 980G II, 980H
2656618	236D, 2384C, 242D, 246C, 246D, 2470C, 2484C, 256C, 2570C, 257D, 259D, 262C, 262C2, 262D, 2670C, 272C, 272D, 272D XHP, 277C, 277C2, 277D, 279C, 279C2, 279D, 2864C, 287C, 287C2, 287D, 289C, 289C2, 289D
2667765	621G, 623G, 627G, 631G, 637G, 657G, 725, 730, 735, 740, 770G, 772G, 953D, 963D, 973D, D3K XL, D3K2 LGR, D4K XL, D4K2 XL, D5K LGR, D5K2 XL, D6K, D6K LGR, D6K XL, D6K2, D6K2 LGR, PL61
2686704	613G, 621G, 621H, 621K, 623G, 623H, 623K, 623K LRC, 627G, 627H, 627K, 627K LRC, 631G, 637G, 657G, 725, 725C, 730, 730C, 735, 735B, 740, 740B, 770, 772, RM-300, RM-500
2902287	824K, 825K, 826K, 834K, 836K, 950 GC, 950K, 962K, 966K, 966M, 966M XE, 972K, 972M, 972M XE, 980K, 980K HLG, 980M, 982M, 988K
2902288	950 GC, 950K, 962K, 966K, 966M, 966M XE, 972K, 972M, 972M XE, 980K, 980K HLG, 980M, 982M
2931137	307D, 311D LRR, 311F LRR, 312D, 312D L, 312D2, 312D2 GC, 312D2 L, 313D, 313D2, 313D2 LGR, 315D L, 318D L, 318D2 L, 319D, 319D L, 319D LN, 320D, 320D FM, 320D FM RR, 320D GC, 320D L, 320D LN, 320D LRR
2V0036	814B, 815B, 816B, 824C, 826C, 950B, 950F, 955L, 966D, 966F, 977L, 980C, 980F, D4E, D5B, D6D
3036658	216B, 216B3, 226B, 226B3, 232B, 236B, 236B3, 242B, 242B3, 247B, 247B3, 252B, 252B3, 257B, 257B3, 259B3, 267B, 268B
3050329	307D, 320D, 320D FM, 320D L, 323D L, 330D, 336D L, 365C, 365C L, 385C, 385C L, M313D, M315D, M316D, M318D, M318D MH, M322D, M322D MH, M325D L MH, M325D MH
3197944	D11T
3276618	308D, 311D LRR, 312D, 312D L, 312E, 312E L, 314D CR, 314D LCR, 314E CR, 314E LCR, 315D L, 316E L, 318E L, 319D L, 319D LN, 320D, 320D L, 320D LRR, 320D RR, 320E, 320E L, 320E LN, 320E LRR, 320E RR
3483432	950K, 962K, 966K, 966M, 966M XE, 972K, 972M, 972M XE, 980K, 980M, 982M
3535058	924K, 930K, 938K
3639402	3054, 3056, C4.4
3E0410	814F, 814F II, 815F, 815F II, 816F, 816F II, 924F, 928F, 938F, 950F, 950F II, 960F, 966F, 966F II, 970F, D6G, IT18F, IT24F, IT28F, IT38F
3E0411	814F, 814F II, 815F, 815F II, 816F, 816F II, 924F, 928F, 938F, 950F, 950F II, 960F, 966F, 966F II, 970F, IT18F, IT24F, IT28F, IT38F
3E7904	517, 527, D4H, D4H XL, D4HTSK II, D4HTSK III, D5H, D5HTSK II, D5M, D5N, D6M, D6N
6C9226	1090, 1190, 1190T, 1290T, 322B L, 325B L, 325C FM, 325D FM LL, 330B L, 330C FM, 330D FM, 345C, 350, 350 L, 365B, 365B II, 375, 375 L, 385B, 5080, 5090B, 533, 543, 568 FM LL, CB-434D, CB-534D, CB-564D
6T0988	517, 527, D4H, D4H XL, D4HTSK II, D4HTSK III, D5H, D5H XL, D5HTSK II, D5M, D6G2 LGR, D6G2 XL, D6H, D6H XL, D6H XR, D6M, D6R, D6R II, D6R III, D6R STD, D6T, D6T LGR, D6T XL, D7G, D7G2, D7H, D7R, D7R II

CABIN AIR FILTERS (CONT.)

Part No.	Application
6T5068	933, 933C, 939, 939C, D3C III, D4C III, D5C III, D6H, D6H XL, D6H XR, D6R, D6R II, D6R III, D6R STD, D6T, D6T LGR, D6T XL, D7H, D7R, D7R II, D7R XR, D8N, D8R, D8R II
7G6599	120G, 12G, 130G, 140G, 14G, 16G, 613C, 615, 615C, 621E, 627E, 631E, 633E II, 637E, 651E, 657E, 784B, 785, 785B, 789, 789B, 793B, 793C, 916, 926, 936, 936F, G936, IT28, IT28B
7G8116	5130, 5130B, 5230, 5230B, 621E, 623E, 627E, 631E, 633E II, 637E, 651E, 657E, 784B, 785, 785B, 789B, 793B, 793C, D5N, D5R LGR, D6N, D8L, D9L
7T1889	910E, 926, 936, 936F, G936, IT12B, IT28, IT28B
7T1890	D10N, D10R, D11N, D11R, D8L, D9L, D9N, D9R
7T3519	416, 416B, 428, 428B, 446, 446B
7T7358	120H, 120H ES, 120H NA, 120K, 120K 2, 12H, 12H ES, 12H NA, 12K, 135H, 135H NA, 140H, 140H ES, 140H NA, 140K, 140K 2, 143H, 14H, 14H NA, 160H, 160H ES, 160H NA, 160K, 163H, 163H NA, 16H, 16H NA, 24H
7X6041	814F, 814F II, 815F, 815F II, 816F, 816F II, 924F, 928F, 933, 933C, 938F, 939, 939C, 950F, 950F II, 950G II, 950H, 960F, 962G II, 962H, 966F, 966F II, 966G II, 966H, 970F, 972G II, 972H, 980G II, 980H
8C4120	375, 375 L, 5130, 5230
8C9657	611, 613C II, 615C, 621F, 621G, 623E, 623F, 623G, 627F, 627G, 631G, 637G, 69D, 769C, 769D, 771C, 771D, 772B, 773B, 773D, 773E, 775B, 775D, 775E, 776C, 776D, 777D, D250E, D250E II, D300E, D300E II
8P5343	776C, 834B, 836, 988B, 988F, 988F II, 988H, 992C, 992D, 994, 994D, 994F, D10
9X3352	814F, 814F II, 815F, 815F II, 816F, 816F II, 924F, 928F, 938F, 950F, 950F II, 960F, 966F, 966F II, 970F, IT18F, IT24F, IT28F, IT38F
9X8216	844, 844H, 854G, 854K, 990, 990 II, 990H, 992G, 992K, 994D, 994F



CABIN AIR FILTERS FOR KOMATSU®

Part No.	Application
14X-911-7741	D155A, D155AX, D31EX, D31PX, D375A, D37EX, D37PX, D39EX, D39PX, D41E, D41P, D41PF, D60P, D61E, D61EX
427-07-22120	HD255, HD465, HD605, WA100, WA150, WA150L, WA200, WA200L, WA200PT, WA200PTL, WA250, WA250L, WA250PT, WA250PTL, WA270, WA320, WA320L, WA320PT, WA380, WA400, WA430, WA450, WA470, WA480
77Z-97-00010	PC220

AIR FILTER INDICATORS I



Knowing when to change the air filters of your machine is a critical part of your machines service. Stop changing the air filters of your machine too late or too soon by using Air filter indicators.

Air filters indicators:

- ✓ Help you reduce filter cost by reducing filter changes when working under low dust working conditions.
- ✓ Indicate the remaining lifetime of your filter.
- ✓ Help improve engine performance.

Part No.	Description	Application
0965028	INDICATOR-AIR FILTER	300.9D, 301.4C, 301.6C, 301.7D, 3014, 302.2D, 302.4D, 302.5C, 302.7D, 3024, 3024C, 303.5C, 303.5D, 303.5E, 303C CR, 303E CR, 304, 304C CR, 304D CR, 304E, 305, 305.5, 305.5D, 305.5E, 3054, 305C CR
1W0613	INDICATOR AS-AIR FILTER CHANGE	120B, 120G, 12G, 130G, 140B, 140G, 14G, 160G, 1673C, 16G, 215D, 225D, 227, 229, 229D, 231D, 235C, 235D, 245B, 245D, 3114, 3116, 3126, 3126B, 3126E, 3208, 3304, 3304B, 3306, 3306B, 3306C, 3408, 3408B
6I2933	INDICATOR-AIR FILTER SERVICE	1090, 1190, 1190T, 1290T, 1390, 30/30, 3114, 3116, 3412C, 3412E, 3508, 3508B, 3508C, 3512, 3512B, 3512C, 3516, 3516B, 3516C, 554, AP-800C, AP555E, BG-225B, BG-225C, BG500E, C13, C15, C15 I6, C18, C18

CABIN AIR FILTERS (CONT.)

Part No.	Description	Application
7S0687	INDICATOR-AIR FILTER CHANGE	120B, 12E, 12F, 16, 3116, 3126, 3126B, 3208, 3304, 3304B, 3306, 3306B, 3306C, 3406, 3406B, 3406C, 3406E, 3408, 3408C, 3412, 3412C, 3412E, 3456, 518, 528, 561D, 571G, 572G, 574, 583K, 594H, 621B
7W7417	INDICATOR AS	416B, 416C, 416D, 420D, 424B, 424B HD, 424D, 426C, 428B, 428C, 428D, 430D, 432D, 436C, 438C, 438D, 442D, 5130, 5130B, 5230, 5230B, 776C, 776D, 777B, 777D, 784B, 784C, 785B, 785C, 789B, 789C, 793B
8N2694	INDICATOR-AIR FILTER CHANGE	120H, 120H ES, 120H NA, 12G, 12H, 12H ES, 12H NA, 135H, 135H NA, 140H, 140H ES, 140H NA, 143H, 14H, 14H NA, 160H, 160H ES, 160H NA, 160K, 163H, 163H NA, 16H, 16H NA, 2290, 2390, 2391, 2491, 24H

OIL FILTERS I



ENGINE OIL FILTERS

Part No.	Application
0812684	AP-200B, CB-214B, CB-224C
0814661	C4.4, C6.6, CB-521, CB-525B, PS-300
0947207	307, E110, E70, E70B
1039737	GENERAL
1200664	303.5C, 303.5D, 303C CR, 304, 304C CR, 304D CR, 305, 305.5D, 305C CR, 305D CR, 904B, 904H
1791502	3606, 3608, 3612, 3616, 3618, C280-12, C280-16, C280-6, C280-8, G3606, G3606B, G3608, G3612, G3616
1992239	302.5C, 303, 304
1R0658	214B, 219D, 235, 235C, 3114, 3116, 320 L, 325 LN, 3306, 528, 561D, 627B, 637E, 814B, 815B, 816B, 926A, 936, 950F, 966D, 966F, 966F II, 972G, 973, 973C, CP-563, CS-531C, CS-533C, CS-563C, CS-573C
1R0659	D379B
1R0713	3208, 613C, 931B, CS-551, PS-500
1R0714	305.5, 306, 307C, 307D, 308C, 308D, 3114, 3116, 3204, 3208, 446B, 446D, 918F, 924F, 926, 943, CB-434, D4HTSK II, IT12B, IT24F, PR-1000
1R0716	12H, 140H, 143H, 14H, 160H, 163H, 16H, 3176, 3176B, 3176C, 3196, 3304, 3306, 3306B, 3306C, 3406, 3406B, 3406C, 3406E, 3408, 3408B, 3408C, 3408E, 3412, 3412C, 3412D, 3412E, 3456, 345B, 345B II, 345B II
1R0721	D326F, D337, D348, 772, 773
1R0726	3508, 3508B, 3508C, 3512, 3512B, 3512C, 3516, 3516B, 3516C, G3508, G3508B, G3512, G3512B, G3516, G3516B, G3516H, G3520B, PM3508, PM3512, PM3516, PMG3516, PP3516, XQC1200, XQC1600
1R0734	236B, 246C, 252B, 256C, 262C, 267B, 268B, 272C, 277C, 279C, 287C, 289C, 297C, 299C, 301.5, 3044C, 315, 315B, 317B LN, 318B, 902, 906, 906H, 908, 908H, 933, 933C, 939, 939C, C3.4, D3C III, D3G, D4C III
1R0739	120G, 12G, 130G, 140G, 143H, 14G, 14H NA, 160G, 160H, 160H ES, 160H NA, 1673C, 235B, 3056E, 311, 3116, 311B, 311C, 311D LRR, 312, 3126, 3126B, 312B, 312C, 312C L, 312D, 312D L, 313D, 314C, 314D CR
1R1807	120H, 120H ES, 120H NA, 120K, 120K 2, 12H, 12H ES, 12H NA, 12K, 12M, 135H, 135H NA, 140G, 140H, 140H ES, 140H NA, 140K, 140K 2, 140M, 143H, 14H NA, 160H, 160H ES, 160H NA, 160K, 163H NA, 1673C, 235B
1R1808	120H, 12H, 12M 2, 12M 3, 12M 3 AWD, 135H, 140H, 140M, 140M 2, 140M 3, 140M 3 AWD, 143H, 14H, 14M, 160H, 160M, 160M 2, 160M 3, 160M 3 AWD, 163H, 16G, 16H NA, 16M, 2290, 2390, 2391, 2491, 24H, 24M
1W8845	245, 245B, 245D, 3176, 3176B, 3176C, 3196, 924F, 960F, 962G, C-10, C-12, C11, C13, CX31-C13I, IT24F, IT62G, TH35-C11I, TH35-C13I
2201523	216, 216B, 216B3, 226B, 226B3, 232B, 242B, 247B, 247B3, 257B, 3003, 301.5, 3011C, 3013, 3013C, 3014, 302.5, 3024, 3024C, AP-255E, BB-621C, C1.1, C1.5, C1.6, C2.2, CB-14, CB-214D, CB-214E, CB-22, CB-33
2444484	777D
2492347	657E, 657G, C13, C15, C18, CX31-C18I, CX35-C18I, TH35-C13T
2672528	236B, 236B3, 242B3, 246C, 252B, 252B3, 256C, 257B3, 259B3, 262C, 262C2, 267B, 268B, 272C, 277C, 277C2, 279C, 279C2, 287C, 287C2, 289C, 289C2, 297C, 299C, 3044C, 906, 906H, 907H, 908, 908H, C3.4
2698325	120M, 120M 2, 12M, 2470C, 2570C, 2670C, 428F, 525D, 535D, 545D, 553C, 555D, 559, 563C, 573C, 613G, 924H, 924HZ, 924K, 928H, 928HZ, 930K, 938H, 938K, 950 GC, 950K, 953D, 962K, 963D, AP-600D, AP-655D

ENGINE OIL FILTERS (CONT.)

Part No.	Application
2721788	GENERAL
2752604	16H, 24H, 3508, 3508B, 3512, 3512B, 3512C, 3516, 3516B, 5130, 5130B, 5230, 5230B, 776C, 776D, 777, 777B, 777C, 777D, 784C, 785, 785B, 785C, 785D, 789, 789B, 789C, 789D, 793C, 793D, 797, 797B, 834G
3375270	324D FM, 621H, 621K, 623H, 623K, 623K LRC, 627H, 627K, 627K LRC, 730C, 735B, 740B, 770G, 772G, 773G, 773G LRC, 775G, 775G LRC, 777G, 789D, 824K, 825K, 826K
3481861	2384C, 2484C, 559C, 579C, 924K, 930K, 938K, 950K, 962K, CP-54B, CP-68B, CP-74B, CS-54B, CS-56B, CS-64B, CS-66B, CS-68B, CS-74B, CS-76B, CS-78B, D3K2 LGP, D4K2 XL, D5K2 XL, PL83, PL87
3481862	236D, 242D, 246D, 257D, 259D, 262D, 272D, 272D XHP, 277D, 279D, 287D, 289D, 299D, 299D XHP, D3K2 LGP, D4K2 XL, D5K2 XL, D6K2 LGP, D6N LGP
3776969	236D, 242D, 246D, 257D, 259D, 262D, 272D, 272D XHP, 277D, 279D, 287D, 289D, 299D, 299D XHP, 303.5E, 303E CR, 304E, 305.5E, 305E, 306E, 307E, 308E, 308E CR, 308E SR, 308E2 CR, 901C, 902C, 903C, 906H2
311265	GENERAL
311376	GENERAL
517950	311, 312, 320 L
5R3178	3304, D7F
7W2326	214, 3054, 3054B, 3054C, 3054E, 3056, 312, 312B L, 312C, 315, 315B L, 317, 414E, 416B, 416C, 416D, 416E, 416F, 420D, 420E, 420F, 422E, 422F, 424D, 426B, 426C, 428B, 428C, 428D, 428E, 428F, 430D, 430E
7W2327	206, 212, 216, 224, 228, 236, 247, 248, 267, 287, 3034, 3054, 3054B, 3056, 3056E, 307, 416B, 416C, 428, 428B, 550B, 560B, 564, 574B, 924G, 924GZ, AP-1200, AP-655C, AP-800, BB-760, C3.3, CB-424, CB-434
8S9129	120G, 120H, 120H ES, 120H NA, 120K, 120K 2, 120M, 120M 2, 12G, 12H, 12H ES, 12H NA, 12K, 12M, 12M 2, 12M 3, 12M 3 AWD, 130G, 135H, 135H NA, 140G, 140H, 140H ES, 140H NA, 140K, 140K 2, 140M, 140M 2
9G6420	3406, 3406B, 3408

ENGINE OIL FILTERS FOR KOMATSU®

Part No.	Application
600-211-1231	6D125E, CS210, D155A, D155AX, D155C, D275A, D355C, D375A, D475A, D60P, D65E, D65EX, D65P, D65PX, D75S, D85A, D85C, D85E, D85ESS, D85P, D87E, D87P, GD705A, HD465, HD605, WA470
600-211-1340	D155A, D155AX, D275A, D375A, D85EX, D85MS, D85PX, HM250, HM300, HM400, HYDRAULIC, PC1250, PC1250SP, PC2000, PC400, PC450, PC600, PC650, SAA12V140E, SAA6D125E, SAA6D140E, SAA6D170E, WA500
600-212-1511	D475A, D575A, EGS1000, EGS1050, EGS1200, EGS630, HD785, HD985, PC1000SP, PC1100, PC1100SP, PC1600, PC1600SP, PC1800, PC400, PC450, PC650, PC650SE, PC710, PC710SE, PC750, PC750SE, PC800, PW400MH
600-319-3610	D39EX, D39PX, D65EX, D65PX, D65WX, HB205, HB215, PC160, PC190, PC200, PC220, PC228, PC228US, PC240, PC270, PC290, PC300, PC350, PRESSURE, RAIN, SAA4D107E, SAA6D107E, SAA6D114E
600-319-4540	BR580JG, D85EX, D85MS, D85PX, HD465, HD605, HM250, HM300, HM350, HM400, HYDRAULIC, PC1250, PC1250SP, PC400, PC450, PC550, SAA12V140E, SAA6D125E, SAA6D140E, SAA6D170E, WA500
600-411-1171	D275A, D375A, D475A, D475ASD, DCA, EGS1000, EGS1050, EGS1200, EGS500, EGS570, EGS630, HD465, HD605, HD785, HD985, PC1000, PC1000SE, PC1000SP, PC1100, PC1100SP, PC1250, PC1250SP, PC800, SAA12V140E
6136-51-5121	6D125, 6D125E, CD110R, D65E, D66S, D70, DCA, EGS160, EGS190, PC300, PC340, PC350, PC380, S6D108, S6D108E
6735-51-5143	6D102E, BR350JG, BR380JG, EGS120, GD405A, GD521A, GD655, GD675, S6D102E, SA6D102E, WA250, WA250PT, WA250PZ, WA320
6736-51-5142	BR380JG, D39EX, D39PX, HB205, HB215, PC160, PC190, PC200, PC220, PC228, PC228US, PC240, PC270, PC290, SAA4D107E, SAA6D107E
6742-01-4120	D61E, D61EX, D61PX, D68ESS, S6D114E, SA6D114E, WA380, WA470
6742-01-4540	850B, 870B, AIR, CD110R, D63E, D65EX, D65PX, D65WX, GD650A, GD655, GD675, PC300, PC300HD, PC300LL, PC350, PC360, PRESSURE, RAIN, SAA6D114E, WA380



## HYDRAULIC OIL FILTERS



Part No.	Application
0937521	1090, 1190, 1190T, 1290T, 1390, 2290, 2390, 2391, 2491, 2590, 311B, 311C, 311D LRR, 311F LRR, 312B L, 312C, 312C L, 312D, 312D L, 312D2, 312D2 GC, 312D2 L, 312E, 312E L, 313D, 313D2, 313D2 LGP, 314C
0944412	320 L, 320B U, 320N, 322, 322 FM L, 325, 325 L, 325 LN, 330, 330 FM L, 350, 375, 375 L, 5080, E180, E200B, E240, E240C, E300, E300B, E450, E650, EL240B
0997352	E110B, E120B, E200B, E240C, E300B, E70B, EL240B
1046931	527, 561N, 572R II, 578, CX35-P800, D10N, D10R, D10T, D5N, D5R LGP, D6M, D6N, D6N LGP, D6R, D6R II, D6R III, D6R STD, D6T, D6T LGP, D6T LGP-PAT, D6T XL, D7R II, D8N, D8R, D8R II, D8T, D9R
1208757	303, 304, 305
1261813	1090, 1190, 1190T, 1290T, 1390, 2290, 2390, 2391, 2491, 2590, 312C, 312D, 315C, 315D L, 318C, 319C, 319D, 320C, 320C L, 320D, 320E L, 322C, 322C FM, 323D L, 323D LN, 324D, 324D FM, 324D FM LL, 324D L
1261814	24H, 350, 365B, 365B II, 365C, 365C L, 365C L MH, 374D L, 374F L, 375 L, 385B, 385C, 385C FS, 385C L, 385C L MH, 390D, 390D L, 390F L, 5080, 5090B, 5110B, 5130, 5130B, 5230, 533, 543, 621G, 623G, 627G
1261815	CX28, D10T2, D11T, D5N, D6N, M325B
1328875	120G, 120H, 120H ES, 120H NA, 12G, 12H, 12H ES, 12H NA, 130G, 135H, 135H NA, 140G, 140H, 140H ES, 140H NA, 143H, 14G, 14H NA, 160G, 160H, 160H ES, 160H NA, 163H, 163H NA, 16G, 16H, 517, 527, 561M
1328876	24H, 561M, 572R, 572R II, 578, 583R, 583T, 587R, 587T, 613C II, 725, 725C, 730, 730C, 735, 735B, 740, 740B, 769C, 769D, 771C, 771D, 773B, 773D, 775B, 775D, 776C, 776D, 777, 777D, 777F, 777G, 784B
1343014	416B, 416C, 416D, 420D, 420E, 426C, 428D, 430D, 430E, 432E, 434E, 436C, 442E, 444E, 446B, 446D, 65C, 65E, 75C, 75D, 75E, 793B, 793C, 85C, 85D, 85E, 95E, C9, CX31-C9I, D6G2 LGP, D6G2 XL, TH103, TH31-E6
1391536	5110B, 5130, 5130B, 5230B, 583T, 725, 725C, 730, 735, 789B, 789C, 789D, 793B, 793C, 953C, 963C, 973C, C9, D7H, D9R, PL83, TH31-E61, TH35-C11I, TH35-C13I, TH35-C13T, TH35-C15I, TH35-C15T, TH35-E81
1391537	5230B, 527, 578, 583R, 621K, 623K, 623K LRC, 627K, 627K LRC, 725, 730, 735, 950K, 962K, 966K, 972K, 980K, 993K, C9, CX35-P800, D10N, D10R, D10T, D10T2, D11T, D5N, D5R LGP, D6M, D6N, D6N LGP
1432849	320B, 320C, 322B LN, 322C, 323D L, 323D LN, 324D, 324D L, 324D LN, 324E LN, 325B L, 325C, 325D, 325D L, 329D L, 329D LN, 329E, 329E L, 329E LN, 330B L, 330C, 330C L, 330D L, 330D LN, 330D MH, 336D L
1526902	2384C, 2470C, 2484C, 2570C, 2670C, 2864C, 35, 45, 525B, 525C, 535B, 535C, 545, 545C, 55, 553C, 559C, 563C, 573C, 579C, 586C
1573862	938G, 938G II, 950G, 962G, 966G, 972G, IT38G
1589005	320C, 320C FM, 322C, 322C FM, 325C, 325C FM, 330C, 330C FM, 330C L, 330C MH
1733511	311C, 312B L, 312C, 312C L, 314C, 315B L, 315C, 317B LN, 318B, 318C, 320B, 320C, 320C FM, 321C, 322B L, 322B LN, 322C, 322C FM, 325B L, 325C, 325C FM, 330B L, 330C, 330C FM, 330C L, 330C MH, 345B
1850337	24H, 350, 365B, 365B II, 365B L, 365C, 365C L, 365C L MH, 374D L, 374F L, 385B, 385C, 385C FS, 385C L, 385C L MH, 390D, 390D L, 390F L, 5090B
1G5459	PM-201, PM-465, PM-565, PM-565B, PR-1000, RM-350B, SM-350
1G8878	120M, 120M 2, 12M, 12M 2, 140M, 140M 2, 143H, 14M, 160M, 160M 2, 163H NA, 16M, 216, 216B, 216B3, 226B, 226B3, 228, 232B, 236, 236B, 236B3, 242B, 242B3, 246C, 247, 2470C, 247B, 247B3, 248, 24M, 252B
1R0719	120G, 120H, 12G, 12H, 12H ES, 12H NA, 130G, 140G, 140H, 140H ES, 140H NA, 143H, 14H, 14H NA, 160G, 160H, 160H ES, 160H NA, 163H NA, 16H, 16H NA, 517, 527, 528B, 530B, 561M, 589, 611, 613C, 613C II
1R0728	D5E, D6D, D6E SR
1R0729	GENERAL
1R0741	24H, 572R, 572R II, 613C II, 651E, 657E, 725, 730, 769C, 769D, 771C, 771D, 773B, 773D, 775B, 775D, 776C, 776D, 777, 777B, 777D, 777F, 784B, 784C, 785B, 785C, 785D, 789, 789B, 789C, 789D, 793, 793B
1R0746	GENERAL
1R0773	120G, 120H, 120H ES, 120H NA, 12G, 12H, 12H ES, 12H NA, 135H, 135H NA, 140G, 140H, 140H ES, 140H NA, 143H, 160H, 160H ES, 160H NA, 163H NA, 613G, 621E, 621F, 621G, 623E, 623F, 623G, 627E, 627F, 627G
1R0778	776D, 777D, 777F, 777G, 784C, 785C, 785D, 789C, 793C, 793D, 797, 797B, D7G, D7G2, D8R II, D8T

## HYDRAULIC OIL FILTERS (CONT.)

Part No.	Application
1R1809	120H, 120M, 12H, 12M, 135H, 140H, 140M, 14M, 160H, 160M, 16M, 24M, 572R II, 583T, 587R, 587T, 773F, 775F, 777F, 785D, 966H, 972H, 980H, D10T, D6N, D6R III, D6T, D7R II, D8T, D9T, SPF343C, TH48-E70
2075035	450E, 533, 543, 854K, 992K, HA770, HA771, HA870, HA871, TK370, TK371, TK380, TK381
2166676	311D LRR, 311F LRR, 312D, 312D L, 312D2, 312E, 314D CR, 314D LCR, 314E CR, 315D L, 316E L, 319D L, 319D LN, 320D, 320D L, 320D LRR, 320D RR, 320D2, 320D2 L, 320E, 320E RR, 321C, 321D LCR, 323D L
2254118	561N, 938H, 950H, 953C, 962H, 963C, 966H, 972H, 973C, 980C, D5N, D6N, IT38H, IT62H
2775812	793D
3383540	120M, 120M 2, 12M, 12M 2, 12M 3, 12M 3 AWD, 140M, 140M 2, 140M 3, 140M 3 AWD, 14M, 160M, 160M 2, 160M 3, 160M 3 AWD, 16M, 24M
3617480	GENERAL
3621163	305.5E, 306E, 308E2 CR, 416E, 416F, 420F, 422F, 428F, 430F, 432F, 434F, 444F, 450E, 450F
311201	GENERAL
4198528	320C, 320C L, 320D, 320D FM, 320D GC, 320D L, 320D2, 320D2 GC, 320E L, 322C, 323D L, 323D2 L, 324D, 324D L, 324D LN, 325C, 325D, 325D L, 326D L, 329D, 329D L, 329D LN, 329E, 329E L, 329E LN, 330C
4T3131	120G, 120H, 120H ES, 120H NA, 12G, 12H, 12H ES, 12H NA, 130G, 135H NA, 140G, 140H, 140H ES, 140H NA, 143H, 14G, 14H NA, 160G, 160H, 160H ES, 160H NA, 163H NA, 16G, 517, 527, 528, 561D, 589, 611, 613C
4T3132	24H, 572R II, 578, 583R, 583T, 587R, 587T, 613C II, 769C, 769D, 771C, 771D, 773B, 773D, 775B, 775D, 776C, 776D, 777, 777D, 777F, 784B, 784C, 785B, 785C, 785D, 789, 789B, 789C, 789D, 793B, 793C, 930R
4T3134	5110B, 5130, 5130B, 5230B, 583T, 789B, 793B, 793C, 844, 844H, 844K, 928F, 950F II, 953C, 960F, 963C, 966D, 966F, 966F II, 970F, 973, 973C, 980C, 980F, 980F II, 980G, 990, 990 II, 990H, 990K, D7H, D9R
4T6915	527, 623E, 623F, 623G, 789B, 789C, 789D, 793, 793B, 793C, 988F, 988F II, D5H, D5H XL, D5HTSK II, D6M, D8L
5J8877	12F, 14E, 16
5W5803	205, 206, 212
5W5804	205, 205B, 206, 206B, 211B, 212, 212B, 213B, 214B, 224B
6E6408	65C, 65E, 75C, 75D, 75E, 85C, 85D, 85E, 95E, 980H, D7E, D7E LGP
7R4568	CB-434, CP-563
8U2805	205, 205B, 206, 206B, 211B, 212, 212B, 213B, 214B, 224B
RE172178	JOHN DEERE 1054, 1204, 1354, 1404, 6403, 6603, 904



## HYDRAULIC OIL FILTERS FOR KOMATSU®

Part No.	Application
07063-01100	CL60, D135A, D150A, D155A, D155AX, D275A, D275AX, D60P, D65E, D65EX, D65P, D65PX
07063-51100	D155A, D155AX, D275A, D275AX, GD555, GD655, GD675, PC128US, PC128UU
07063-51210	HD325, HD405, HD605, HD785, HM250, HM300, HM350, HM400
14X-49-32750	D61EX, D61PX, D65EX, D65PX, D65WX
207-60-71182	D155AX, D275A, PC160, PC190, PC300, PC350
285-62-17320	532, 538, 542, 545, 558, 568, BR200T, D375A, D475A, D475ASD, HYDRAULIC, WA1200, WA270, WA320, WA380, WA380Z, WA470, WA500, WA600, WA800, WA900, WD600
418-18-34160	WA100, WA150, WA150L, WA150PZ, WA200, WA200L, WA200PT, WA200PTL, WA200PZ, WA250, WA250L, WA250PT, WA250PTL, WA250PZ, WA270, WA320, WA320PZ
569-16-81160	HD325, HD405, HD465, HD605, HD785
569-43-83920	HD325, HD405, HD465, HD605, HD785, HM250, HM300, HM350, HM400

## TRANSMISSION OIL FILTERS

Part No.	Application
0541719	AP-1000, AP-1000B, AP-1050, AP-1055B, AP-1055D, AP-600D, AP-650B, AP-655C, AP-655D, AP-800C, AP-800D, AP-900B, AP1000E, AP1055E, AP555E, BG-225B, BG-225C, BG-2455C, BG-2455D, BG-245C, BG-260D, BG1000E
1022828	120M 2, 12M 2, 140M 2, 160M 2, 515, 525, 525B, 535B, 545, 583T, 587R, 587T, 773D, 773E, 793C, 797, 797B, 834H, 836H, 854K, 953D, 963D, 973D, 980G, 980G II, 988H, 992K, AD30, CX28, D6K, D6K LGR, D6K XL
1081153	416B, 416C, 416D, 420D, 424D, 426B, 426C, 428D, 432D, 436C, 438C, 438D, 442D, 446B, 45, 55, 621F, 621G, 627F, 627G, 631E, 631G, 633E II, 637E, 637G, 651E, 657G, 65C, 65E, 75C, 75D, 75E, 793B, 793C
1194740	414E, 416, 416B, 416C, 416D, 416E, 416F, 420D, 420E, 420F, 422E, 422F, 424B, 424B HD, 424D, 426, 426B, 426C, 428, 428B, 428C, 428D, 428E, 428F, 430D, 430E, 430F, 432D, 432E, 432F, 434E, 434F, 436C
1238189	PF-300C, PS-300B, TH103, TH62, TH63, TH82, TH83
1261817	414E, 416C, 416D, 416E, 420D, 420E, 422E, 424B, 424B HD, 424D, 426C, 428C, 428D, 428E, 430D, 430E, 432D, 432E, 434E, 436C, 438C, 438D, 442D, 442E, 444E, 446B, 446D, 834G, 834H, 834K, 836G, 836H, 836K
1261818	770G, 772G, 773G, 773G LRC, 775G, 775G LRC, 777G, 924G, 924GZ, 924H, 924HZ, 928G, 928H, 928HZ, 930G, 950 GC, 950H, 962H, 966H, 972H, 980G, 980G II, 980H, 986H
1303212	69D, 725C, 730C, 735B, 740B, 769D, 771D, 773D, 773E, 775D, 775E, AD30, AD45B, AD55, AD55B, AD60, D11T, RM-350B, SM-350
1440832	769D, 770, 770G, 771D, 772, 772G, 773D, 773E, 773F, 775D, 775E, 775F, 776D, 777D, 777F, 777G, 824C, 854G, 938H, 950H, 962H, 966H, 972H, 980C, D5R LGR, D6N, D6N LGR, D8N, IT38H, IT62H, MH3037
1560214	120M 2, 12M 2, 140M 2, 160M 2, 583T, 584, 587R, 587T, 773D, 773E, 777G, 785D, 793D, 953D, 963D, 973D, 980G II, D6K, D6K LGR, D6K XL, D6N, D6T, D6T LGR, D6T LGPPAT, D6T XL, D8R II, D8T, PL61, R1700G
1672009	797, 797B, 797F, 834G, 834H, 836G, 836H, 854G, 988G, 988H, D11R
1971993	24M, 938G II, 950G II, 962G II, IT38G II, IT62G II
1R0792	1090, 1190, 1190T, 1290T, 1390, 2290, 2390, 2391, 2491, 2590, 511, 521, 522, 532, 541, 541 2, 551, 552, 552 2, TK711, TK721, TK722, TK732, TK741, TK751, TK752
2096906	953C, 963C
2492337	587R, 587T, 657G, 793D, D10T, D11T, D9R, PL87
3321871	777G, 785D, 793D, D6T, D6T LGR, D6T LGPPAT, D6T XL, D8R II
4T3133	611, 615C, 621E, 621F, 621G, 623E, 623F, 623G, 627E, 627F, 627G, 834B, 988B, 992D
4T6788	350, 365B, 365B II, 365B L, 365C, 365C L, 365C L MH, 374D L, 374F L, 375, 375 L, 385B, 385C, 385C FS, 385C L, 385C L MH, 390D, 390D L, 390F L, 5080, 5090B, 572R, 572R II, 69D, 769D, 771D, 773D, 773E
5I8670	1090, 1190, 1190T, 1290T, 2290, 2390, 2391, 2491, 2590, 307, 307B, 307C, 307D, 308C, 308D, 308E, 308E CR, 308E SR, 311, 311B, 311C, 311D LRR, 311F LRR, 312, 312B, 312B L, 312C, 312C L, 312D, 312D L
6P2091	120G, 12G, 130G, 140G, 14G, 160G, 16G, 657E, 657G, 768C, 769C, 824C, 825C, 826C, 966C, 966R, 980C, 980F, 980F II
7J0670	225, 227, 229, 235, 245, 245B, 589, 615, 621, 621B, 621E, 621F, 623, 623B, 627B, 627E, 631C, 631E, 633D, 637D, 777, 834B, 988B, 992, 992C, 992D, D10, D10N, D11N, D11R, D8L, D9L, TK1051
8B5935	120B, 12E, 140B, 14E
9T0973	416B, 416C, 426B, 426C, 428B, 428C, 436B, 436C, 438B, 621F, 621G, 627F, 627G, 631E, 631G, 633E II, 637E, 637G, 65, 651E, 657G, 65C, 65E, 70C, 75, 75C, 75D, 75E, 85C, 85D, 85E, 95E, AD30, AD45B, AD55
9T6636	D6H
9T8578	301.5, 302.5, 533, 543, 770, 770G, 772, 772G, 773F, 775F, 777F, 777G, 824C, 950H, 962H, 966H, 972H, 980C, D5R LGR, D6H, D6H XL, D6N, D6N LGR, D8N, HA770, HA771, HA870, HA871, IT62H, TK370
9T9054	515, 525, 950B, 950F, 950F II, 960F, IT12B, IT14B, R1300, R1300G, RT100

## TRANSMISSION OIL FILTERS FOR KOMATSU®

Part No.	Application
07063-01210	330M, BR200, BR200J, BR200R, BR200S, BR300J, BR300S, BR310JG, D475A, D575A, GD705A, HD1200, HD325, HD405, HD465, HD605, HD785, HD985, WA1200
281-16-11290	BF60, D50A, D50P, D53A, D53P, D53S, D55S, D57S, D58E, D58P, D60A, D60E, D60F, D60P, D60PL, D60S, D65A, D65E, D65P, D65S, D70, D70LE, D75A, GD305A, GD355A, GD405A
424-16-11140	330M, 512, 518, 532, 538, 542, 545, 558, 568, BOTTOM, CD110R, CD60R, GD755, HYDRAULIC, PC1250, PC1250SP, WA500, WA600, WA800, WA900, WD600
714-07-28713	D65EX, D65PX, D65WX, GD555, GD655, GD675, HM250, HM300, HM350, HM400, WA380, WA380Z, WA430, WA470, WA480

## FUEL FILTERS I



Part No.	Description	Efficiency	Application
1346307	ELEMENT	STANDARD EFFICIENCY	3406C, 3412, 3508, 3508B, 3508C, 3512, 3512B, 3512C, 3516, 3516B, 3516C, C32, G3508, G3512, G3516, PM3412, PM3508, PM3512, PM3516, PP3516, SPF343, SPF343C, SPS342, SPS343, SPT343, TH48-E80, TH55-E70
1504142	ELEMENT SPIN ON	STANDARD EFFICIENCY	3003, 3011C, 3013, 3013C, 3014, 3024, 3024C, C0.5, C1.1, C1.5, C2.2, CB-334D, CB-335D
1838187	ELEMENT SPIN ON	STANDARD EFFICIENCY	305.5, 306, 307C, 307D, 308C
1968219	FILTER AS-FILTER & BASE	STANDARD EFFICIENCY	318C, 319C, 320C, 320C FM, 320C L, 320D, 320D LRR, 321C, 323D L, 323D LN
2337739	ELEMENT	STANDARD EFFICIENCY	303
2876052	ELEMENT SPIN ON	STANDARD EFFICIENCY	C4.4
3089679	ELEMENT SPIN ON	STANDARD EFFICIENCY	12M 2, 12M 3, 12M 3 AWD, 140M 2, 140M 3, 140M 3 AWD, 160M 2, 160M 3, 160M 3 AWD, 966K, 966M, 966M XE, 972K, 972M, 972M XE, C9.3
3505171	FUEL FILTER	STANDARD EFFICIENCY	AP-650B, AP-800D, C4.4, CP-533E, CS-533E
3619555	ELEMENT	STANDARD EFFICIENCY	236B, 236B3, 242B3, 246C, 252B, 252B3, 256C, 257B3, 259B3, 262C, 262C2, 272C, 277C, 277C2, 279C, 279C2, 287C, 287C2, 289C, 289C2, 297C, 299C, 906H, 906H2, 907H, 907H2, 908H, 908H2
4367077	ELEMENT	STANDARD EFFICIENCY	825K, 826K, 836K, 120K, 12K, 14, 140K, 14M, 16, 160K, 16M3, 18, 18M3, 973K, 824K, 834K, 950L, 950M, 962, 962L, 962M, 980, 980L, 980M, 982, 982M, 986K, 988K
4461895	FUEL PUMP FILTER	STANDARD EFFICIENCY	C7.1
0814662	FILTER SPIN-ON-SECONDARY	STANDARD EFFICIENCY	CB-521, CB-525B, PS-300
0947070	FILTER & BASE	STANDARD EFFICIENCY	307, E70, E70B
1R0710	ELEMENT SPIN ON	STANDARD EFFICIENCY	931, 931B, 3P, 3S, D3, D3B, 3204
1R0711	ELEMENT SPIN ON	STANDARD EFFICIENCY	205B, 3304, 3306, 3306B, 916, D5C
1R0749	ELEMENT SPIN ON	STANDARD EFFICIENCY	12K, 12M, 140K, 140K 2, 140M, 160K, 160M, 16G, 16H NA, 235B, 24H, 2864C, 3126B, 3176, 3176B, 3176C, 3196, 3304, 3304B, 3306, 3306B, 336E, 336E H, 336E HVG, 336E L, 336E LH, 336E LN, 336F L, 3406, 3406
1R0751	ELEMENT SPIN ON	STANDARD EFFICIENCY	120H, 120H ES, 120H NA, 135H, 135H NA, 30/30, 3114, 3116, 311C, 311D LRR, 3126, 3126B, 3126E, 312C, 312C L, 312D, 312D L, 313D, 314C, 314D CR, 314D LCR, 315C, 315D L, 318C, 318D L, 319C, 319D, 319D L
1R1712	ELEMENT SPIN ON	STANDARD EFFICIENCY	235B, 572R, D6R, D7H, D7R
1R1740	ELEMENT SPIN ON-SECONDARY	STANDARD EFFICIENCY	GENERAL
2A5886	ELEMENT	STANDARD EFFICIENCY	44
3I1179	ELEMENT SPIN ON	STANDARD EFFICIENCY	GENERAL
4H8792	ELEMENT-SECONDARY	STANDARD EFFICIENCY	777, 992, D346, D348, D349, D353C, D379, D398, D398A, D399
4W2609	ELEMENT	STANDARD EFFICIENCY	3606, 3608, 3612, 3616, C280-12, C280-16, C280-6, C280-8
5I7951	ELEMENT SPIN ON SECONDARY	STANDARD EFFICIENCY	311B, 315, 315B, 317B LN, 318B, 320 L, 320B, 933, 933C, 939, 939C, D3C III, D4C III, D5C III

Part numbers are used for reference purposes only.

Costex Tractor Parts Copyright © 2023. All rights reserved.

FUEL FILTERS (CONT.)

Part No.	Description	Efficiency	Application
7W8910	ELEMENT	STANDARD EFFICIENCY	120G, 12G, 130G, 140G, 14G, 1673C, 3208, 3304, 3306, 611, 613C, 613C II, 615, 615C
8N9803	ELEMENT-PRIMARY	STANDARD EFFICIENCY	120B, 120G, 130G, 140B, 140G, 14G, 1673C, 225, 225D, 227, 231D, 235, 3114, 3116, 3208, 3304, 3306, 3306B, 3406B, 518, 528, 561D, 613C, 613C II, 627B, 637D, 815, 920, 950, 955L, 966C, 977L, AP-1000B
9M2342	ELEMENT	STANDARD EFFICIENCY	16, 3126E, 3176, 3176B, 3176C, 3196, 3406, 3406B, 3406C, 3406E, 3408, 3408B, 3408C, 3412, 3412C, 3412D, 3508, 3508B, 3508C, 3512, 3512B, 3512C, 3516, 3516B, 3516C, 5130, 5130B, 5230, 5230B, 651E, 657E
1R0750	ELEMENT SPIN ON-SECONDARY	ADVANCED EFFICIENCY	120G, 12G, 12H, 12H ES, 12H NA, 130G, 140G, 140H, 140H ES, 140H NA, 143H, 14G, 14H NA, 160G, 160H, 160H ES, 160H NA, 163H NA, 1673C, 214B, 235B, 235D, 3114, 3116, 3204, 3208, 320D, 320D FM, 330, 3304
1R0755	ELEMENT SPIN ON-SECONDARY	ADVANCED EFFICIENCY	345C, 345C L, 345C MH, 345D, 345D L, 345D L VG, 349D, 349D L, 3508, 3508B, 3512, 3512B, 3512C, 3516, 3516B, 365C, 365C L, 365C L MH, 374D L, 385C, 385C FS, 385C L, 385C L MH, 390D, 390D L, 5130, 5130B
1R0756	ELEMENT-SECONDARY	ADVANCED EFFICIENCY	3508, 3508B, 3508C, 3512, 3512B, 3512C, 3516, 3516B, 3516C, C175-16, PM3508, PM3512, PM3516, PP3516, TH48-E80, XQC1200, XQC1600
1R0762	ELEMENT SPIN ON	ADVANCED EFFICIENCY	120H, 120K, 120K 2, 12H, 12K, 12M, 135H, 140G, 140H, 140K, 140K 2, 140M, 140M 2, 143H, 14H, 14M, 160H, 160K, 160M, 160M 2, 163H, 16H, 16M, 2290, 2390, 2391, 2491, 24M, 2590, 3126B, 322C, 322C FM, 324D
1R0766	ELEMENT-SECONDARY	ADVANCED EFFICIENCY	3606, 3608, 3612, 3616, 3618, C175-16, C280-12, C280-16, C280-6, C280-8
2998229	ELEMENT SPIN ON	ULTRA HIGH EFFICIENCY	120M, 12M, 2470C, 420E, 430E, 450E, 553C, 559, 613G, 924H, 924HZ, 928H, 928HZ, 938H, AP-600D, AP-655D, AP1000E, AP1055E, AP555E, BG500E, BG600D, BG655D, C4.4, C6.6, CB-54, CB-54B, CB-64, CP-44, CP-56
3069199	ELEMENT SPIN ON	ULTRA HIGH EFFICIENCY	953D, 963D, D5R LGP, D6K, D6K LGP, D6K XL, D6N, PL61
3190844	ELEMENT SPIN ON	ULTRA HIGH EFFICIENCY	953D, 963D, D5R LGP, D6K, D6K LGP, D6K XL, D6N, PL61
3645287	ELEMENT SPIN ON-SECONDARY	ULTRA HIGH EFFICIENCY	312D, 312D L, 320D GC, 320D L, 323D L
4227587	FUEL FILTER GP	ULTRA HIGH EFFICIENCY	336D2, 336D2 L, 340D2 L, 374F L, 773G, 775G, 777G, 793F, 793F CMD, 795F AC, 795F XQ, 844K, 854K, 990K, 992K, 993K, C175-16, C175-20, C27, C32, D10T2
1R0753	ELEMENT SPIN ON	ULTRA HIGH EFFICIENCY	120H, 120H ES, 120H NA, 135H, 135H NA, 3116, 3126, 320 L, 320B, 322 FM L, 322B, 322B L, 322B LN, 322C, 322C FM, 325B, 325B L, 446B, 446D, 45, 533, 539, 543, 55, 928G, 938F, 938G, 950F, 950F II, 950G
4P7384	ELEMENT	ULTRA HIGH EFFICIENCY	3406C, 3412, 3508, 3508B, 3512, 3512B, 3512C, 3516, 3516B, 3516C, 777D, PM3412, PM3508, PM3512, PM3516



WATER SEPARATOR FUEL FILTERS

Part No.	Description	Efficiency	Application
1174089	WATER SEPARATOR ELEMENT-PRIMARY	STANDARD EFFICIENCY	120H, 120H ES, 120H NA, 135H, 135H NA, 3054, 3054B, 3116, 311C, 3126, 3126E, 312C, 312C L, 315C, 318C, 319C, 320B, 320B U, 320C, 320C FM, 320C L, 320D, 320D LRR, 321C, 322B L, 322B LN, 323D L, 323D LN
1181467	WATER SEPARATOR	STANDARD EFFICIENCY	3116, 446B, 446D, 561M, 613C, 613C II, D5M, D6M
1276449	WATER SEPARATOR	STANDARD EFFICIENCY	3114, 3116, 45, 527, 55, 554, 574, 928G, 938F, 938G, 950F, 950F II, 950G, 960F, 962G, BG-225C, CB-634, CB-634C, CB-634D, CS-531C, CS-533C, CS-563C, CS-563D, CS-573C, CS-583C, CS-583D, D3G, D4G, D5G
1290372	WATER SEPARATOR	STANDARD EFFICIENCY	24H, 3196, 3306, 3306B, 3406E, 3408E, 3412C, 3412E, 3456, 5110B, 631D, 631E, 631G, 633E II, 637E, 637G, 651E, 657E, 769C, 769D, 771D, 773B, 773D, 773E, 775D, 775E, 834B, 834G, 836, 836G, 844, 988B

WATER SEPARATOR FUEL FILTERS (CONT.)

Part No.	Description	Efficiency	Application
1307092	WATER SEPARATOR	STANDARD EFFICIENCY	216, 228, 236, 247, 248, 267, 416B, 416C, 416D, 420D, 422E, 424D, 426C, 428B, 428C, 428D, 428E, 430D, 432D, 432E, 434E, 436C, 438B, 438C, 438D, 442D, 442E, 444E, 914G, IT14G
1311812	WATER SEPARATOR	STANDARD EFFICIENCY	216, 228, 236, 247, 248, 267, 416B, 416C, 416D, 420D, 422E, 424D, 426C, 428B, 428C, 428D, 428E, 430D, 432D, 432E, 434E, 436C, 438B, 438C, 438D, 442D, 442E, 444E, 914G, 924G, 924GZ, 930G, IT14G, IT28G
1335673	WATER SEPARATOR	STANDARD EFFICIENCY	140H, 143H, 14H, 160H, 163H, 16H, 24H, 3126B, 3126E, 3176B, 3176C, 3196, 3304B, 3306, 3306B, 330C, 330C L, 3406B, 3406C, 3406E, 3408E, 3412, 3412C, 3412E, 3456, 345B, 345B II, 345B II MH, 345B L, 365B
1383096	WATER SEPARATOR	STANDARD EFFICIENCY	216, 228, 236, 247, 248, 267, 3034, 3054, 3054B, 3056, 307, 312, 312B L, 312C, 315, 315B L, 317, 416B, 416C, 416D, 420D, 424D, 426C, 428B, 428C, 428D, 430D, 432D, 436C, 438C, 438D, 442D, 554, 906, 908
1383097	WATER SEPARATOR	STANDARD EFFICIENCY	3034, 3054, 3054B, 3054C, 3054E, 3056, 3056E, 307, 312, 312B L, 315, 315B L, 317, 564, 574B, 906, CB-334D, CB-434B, CB-434C, CB-534B, CB-534C, CB-535B, CB-544, CB-545, CP-433C, CP-433E, CP-573E, CP-66
1383100	WATER SEPARATOR	STANDARD EFFICIENCY	3034, 3054, 3054B, 3054C, 3054E, 3056, 3056E, 307, 312, 312B L, 315, 315B L, 317, 564, 574B, 906, CB-334D, CB-335D, CB-434B, CB-434C, CB-534B, CB-534C, CB-535B, CB-544, CB-545, CP-433C, CP-433E, CP-57
1417844	WATER SEPARATOR	STANDARD EFFICIENCY	3056, 3056E, 550B, 560B, 564, 574B, 924G, 924GZ, 930G, AP-655C, BB-760, CP-573E, CP-663E, CS-563E, CS-583E, CS-663E, CS-683E, IT28G, M316C, M318C, M318C MH, M322C
1449962	WATER SEPARATOR	STANDARD EFFICIENCY	216, 216B, 216B3, 226B, 226B3, 232B, 242B, 247B, 247B3, 257B, 301.5, 301.6C, 301.7D, 301.7D CR, 302.2D, 302.4D, 302.5, 302.5C, 302.7D, 303.5, 303.5C, 303.5E, 303C CR, 303E CR, 304, 304.5, 304C CR, 304
1458862	WATER SEPARATOR	STANDARD EFFICIENCY	3116, 311C, 3126E, 312C, 312C L, 315C, 318C, 319C, 320B U, 320C, 320C L, 320D, 320D LRR, 321C, 323D L, 323D LN, 561M, 963B, CS-531C, D5M, D6M
1466695	WATER SEPARATOR	STANDARD EFFICIENCY	3116, 3126, 3126B, 550, 561N, 570, 574, 580, D5N, D6N
1492683	WATER SEPARATOR	STANDARD EFFICIENCY	30/30, 35, 45, 539, 55, 550, 554, 570, 580, 908, 910G, 924F, 928G, 938G, 950G, 962G, AP-1000B, AP-1055B, AP-1055D, AP-655C, AP-900B, BG-225C, BG-2455C, BG-2455D, BG-245C, BG-260D, CB-334D, CB-335D
1512409	WATER SEPARATOR ELEMENT	STANDARD EFFICIENCY	30/30, 35, 45, 527, 533, 539, 543, 55, 550, 554, 570, 580, 908, 910G, 924F, 928G, 938G, 950G, 962G, AP-1000B, AP-1055B, AP-1055D, AP-655C, AP-900B, BG-225C, BG-2455C, BG-2455D, BG-245C, BG-260D, CB-33
1528843	WATER SEPARATOR ELEMENT	STANDARD EFFICIENCY	3508, 3508B, 3512, 3512B, 3516, 3516B
1561200	WATER SEPARATOR ELEMENT	STANDARD EFFICIENCY	216, 216B, 216B3, 226B, 226B3, 232B, 242B, 247B, 247B3, 257B, 301.5, 301.6C, 301.7D, 301.7D CR, 302.2D, 302.4D, 302.5, 302.5C, 302.7D, 303.5, 303.5C, 303.5E, 303C CR, 303E CR, 304, 304.5, 304C CR
1596102	WATER SEPARATOR ELEMENT	STANDARD EFFICIENCY	216, 228, 236, 247, 248, 267, 3034, 3054, 3054B, 3056, 312B L, 312C, 315B L, 416B, 416C, 416D, 420D, 424D, 426C, 428C, 428D, 430D, 432D, 436C, 438C, 438D, 442D, 554, 906, 908, 914G, AP-800C, BG-225B
1634465	WATER SEPARATOR ELEMENT	STANDARD EFFICIENCY	216, 228, 236, 247, 248, 550B, 560B, 914G, 924G, 924GZ, IT14G, TH210, TH215
1749570	WATER SEPARATOR	STANDARD EFFICIENCY	120H, 120K, 120K 2, 120M, 12H, 12K, 12M, 135H, 140G, 140K, 140K 2, 140M, 14M, 160K, 160M, 16M, 2290, 2390, 2391, 2470C, 2491, 24M, 2590, 311D LRR, 3126, 3126B, 312C L, 312D, 312D L, 314D CR, 314D LCR
1752949	WATER SEPARATOR ELEMENT	STANDARD EFFICIENCY	C-10, C-12
1986378	WATER SEPARATOR ELEMENT	STANDARD EFFICIENCY	3126E, C7
2129580	WATER SEPARATOR ELEMENT	STANDARD EFFICIENCY	12M 2, 12M 3, 12M 3 AWD, 140M 2, 140M 3, 140M 3 AWD, 160M 2, 160M 3, 160M 3 AWD, 2864C, 336E, 336E H, 336E HVG, 336E L, 336E LH, 336E LN, 336F L, 345D, 345D L, 345D L VG, 349D, 349D L, 349E, 349E L
2230702	WATER SEPARATOR ELEMENT	STANDARD EFFICIENCY	216, 228, 236, 247, 248, 267, 287, 906
2289130	WATER SEPARATOR ELEMENT	STANDARD EFFICIENCY	414E, 416D, 416E, 420D, 420E, 422E, 424D, 428D, 428E, 430D, 430E, 432D, 432E, 434E, 442D, 442E, 444E, 914G, D3G, D4G, D5G, IT14G

Part numbers are used for reference purposes only.

Costex Tractor Parts Copyright © 2023. All rights reserved.



WATER SEPARATOR FUEL FILTERS (CONT.)

Part No.	Description	Efficiency	Application
2339856	WATER SEPARATOR ELEMENT	STANDARD EFFICIENCY	236B, 236B3, 242B3, 246C, 252B, 252B3, 256C, 257B3, 259B3, 262C, 267B, 268B, 272C, 277C, 279C, 287C, 289C, 297C, 299C, 303.5C, 303.5D, 303C CR, 3044C, 304C CR, 304D CR, 305.5D, 305.5E, 305C CR, 305D C.
2347967	WATER SEPARATOR ELEMENT	STANDARD EFFICIENCY	924G, IT28G
2506527	WATER SEPARATOR ELEMENT	STANDARD EFFICIENCY	C4.4
2526338	WATER SEPARATOR ELEMENT	STANDARD EFFICIENCY	3054C, 3054E, 312D2, 312D2 GC, 312D2 L, 313D2, 313D2 LGP, 318D2 L, AP-300, AP-300D, C3.3, C4.4, C7.1, CD-54, CP-533E, CS-533E
2568753	WATER SEPARATOR ELEMENT	STANDARD EFFICIENCY	C13, C15, TH35-C13T, TH35-C15T
2855098	WATER SEPARATOR ELEMENT	STANDARD EFFICIENCY	414E, 416E, 416F, 420E, 420F, 422F, 428F, 430E, 430F, 432F, 434F, 444F
3619554	ELEMENT	STANDARD EFFICIENCY	414E, 416D, 416E, 416F, 420D, 420E, 420F, 422E, 422F, 424D, 428D, 428E, 428F, 430D, 430E, 430F, 432D, 432E, 432F, 434E, 434F, 442D, 442E, 444E, 444F, D3G, D4G, D5G
3635819	WATER SEPARATOR ELEMENT	STANDARD EFFICIENCY	236D, 242D, 246D, 257D, 259D, 262D, 272D, 272D XHP, 277D, 279D, 287D, 289D, 299D, 299D XHP, 308E2 CR, 910K, 914K
3913764	WATER SEPARATOR ELEMENT SPIN ON	STANDARD EFFICIENCY	924K, 930K, 938K
4238524	WATER SEPARATOR ELEMENT SPIN ON	STANDARD EFFICIENCY	777G, 966M, 966M XE, 972M, 972M XE, 980M, 982M, AD45B, R1700G, R2900G, R3000H
4238525	ELEMENT	STANDARD EFFICIENCY	928H
4395037	ELEMENT SPIN ON	STANDARD EFFICIENCY	950 GC, C7.1, D6K2, M315D 2, M317D 2
4664177	WATER SEPARATOR ELEMENT SPIN ON	STANDARD EFFICIENCY	TH417D
5023341	WATER SEPARATOR ELEMENT	STANDARD EFFICIENCY	426F
5234987	WATER SEPARATOR ELEMENT	STANDARD EFFICIENCY	320, 323, 336, 340
5416956	WATER SEPARATOR ELEMENT	STANDARD EFFICIENCY	310, C3.3
0676987	WATER SEPARATOR ELEMENT	STANDARD EFFICIENCY	206, 214, 3003, 3011C, 3013, 3013C, 3014, 3024, 3024C, 3034, 3054, 3056, 426, 428, AP-1200, AP-800, C1.1, C1.5, C1.6, C2.2, CB-334D, CB-335D, CB-424, CB22B, CB24B, CB32B, CB34B, CB34B XW, CC24B, CC34B
1R1803	WATER SEPARATOR ELEMENT	STANDARD EFFICIENCY	C3.3
1R1804	ELEMENT	STANDARD EFFICIENCY	3054C, 3054E, 312D2, 312D2 GC, 312D2 L, 313D2, 313D2 LGP, 315C, 320D2, 320D2 GC, 320D2 L, AP-650B, AP-800D, C4.4, CB-434D, CB-534D, CB-564D, CP-433E, CP-533E, CS-323C, CS-423E, CS-433E, CS-533E, M313C
311314	WATER SEPARATOR ELEMENT	STANDARD EFFICIENCY	GENERAL
4W2953	WATER SEPARATOR	STANDARD EFFICIENCY	205, 206, 212, 3056, 416, 416B, 426, 426B, 428, 428B, 914G, IT14G, RT50
9M2341	WATER SEPARATOR ELEMENT-PRIMARY	STANDARD EFFICIENCY	120G, 12G, 12H, 12H ES, 12H NA, 130G, 140G, 140H, 140H ES, 140H NA, 143H, 14G, 14H NA, 160G, 160H, 160H ES, 160H NA, 163H NA, 1673C, 16G, 16H NA, 205B, 214B, 215, 215B, 224B, 235, 235B, 245, 3114, 3116
9N6519	ELEMENT-PRIMARY	STANDARD EFFICIENCY	1673C, 3114, 3116, 3208, 3304, 3306, 3406B, CB-614, CP-433B, CS-323, CS-431B, CS-551, FB221, PR-1000, PS-500
3087298	WATER SEPARATOR ELEMENT	ADVANCED EFFICIENCY	2470C, 420E, 430E, 450E, 553C, 938H, C4.4, C6.6, CB-54B, CP-44, CS-44, CS-54B, CS-56B, CS-68B, CS-74B, CS-78B, CW-34, D3K XL, D4K XL, D5K LGP, IT14G, IT14G2, IT38H, M313D, M315D, M316D, M318D, M318D M
3261641	ELEMENT SPIN ON	ADVANCED EFFICIENCY	345C, 345C L, 345C MH, 345D, 345D L, 349D, 349D L, 365C, 365C L, 365C L MH, 385C, 385C FS, 385C L, 385C L MH, 631E, C-12, C-15, C-16, C-9, C11, C13, C15, C15 I6, C18, C18 I6, C27, C32, C7, C9, R1300G
3261642	ELEMENT SPIN ON	ADVANCED EFFICIENCY	3126B, 3406E, 3412E, 525B, 533, 535B, 543, 572R II, C-10, C-15, C-16, C15, C18, C32, CX31-C18I, CX35-C18I, D10R, D7R II, D8N, D8R, D8R II, D9R, PM-200, PM-201, TH48-E70, TK370, TK371, TK380, TK381

WATER SEPARATOR FUEL FILTERS (CONT.)

Part No.	Description	Efficiency	Application
3261643	ELEMENT SPIN ON	ADVANCED EFFICIENCY	12M 2, 12M 3, 12M 3 AWD, 140M 2, 140M 3, 140M 3 AWD, 160M 2, 160M 3, 160M 3 AWD, 2864C, 320D, 320D FM, 320D GC, 323D L, 336E, 336E H, 336E HVG, 336E L, 336E LH, 336E LN, 336F L, 345D, 345D L, 345D L V.
3261644	ELEMENT SPIN ON	ADVANCED EFFICIENCY	120H, 120K, 120K 2, 120M, 12H, 12K, 12M, 135H, 140G, 140K, 140K 2, 140M, 14M, 160K, 160M, 16M, 2290, 2390, 2391, 2470C, 2491, 24M, 2590, 311D LRR, 3126, 3126B, 312C L, 312D, 312D L, 314D CR, 314D LCR
4238521	ELEMENT SPIN ON	ADVANCED EFFICIENCY	345C, 345C L, 345C MH, 345D, 345D L, 349D, 349D L, 365C, 365C L, 385C, 385C FS, 385C L, 631E, C-12, C-15, C-16, C-9, C13, C15, C18, C27, C32, C7, C9, W345C MH
1110716	WATER SEPARATOR	ADVANCED EFFICIENCY	3512B, 3516B, 3516C, 777D, 784C, 785B, 785C, 789C, 793C, C15, C175-16, C27, C32, PM3516, SCT673, SPT342, XQC1200, XQC1600
1454501	WATER SEPARATOR	ADVANCED EFFICIENCY	3056, 3056E, 550B, 560B, 564, 574B, 924G, 924GZ, 930G, AP-655C, BB-760, CP-573E, CP-663E, CS-563E, CS-583E, CS-663E, CS-683E, IT28G, M316C, M318C, M318C MH, M322C
4385385	WATER SEPARATOR ELEMENT SPIN ON	ULTRA HIGH EFFICIENCY	3412E, 785C, 785D, 789C, 789D, 793C, 793D, 793F, 793F AC, 793F CMD, 793F XQ, 795F AC, 795F XQ, 797, 797B, 797F, AD30, AD45B, AD55, C175-16, C18, C32, D10T2, D11T, R1700G, R2900G
4385386	WATER SEPARATOR ELEMENT SPIN ON	ULTRA HIGH EFFICIENCY	12M 2, 312D2 L, 313D2 LGP, 323D2 L, 336D2, 336D2 L, 336E, 336E H, 336E L, 340D2 L, 349E, 349E L, 349E L VG, 627K LRC, 725C, 735B, 740B, 797F, 980K, C15, C18, D6T LGP, D6T XL, D7E



FUEL FILTERS FOR KOMATSU®

Part No.	Description	Efficiency	Application
22U-04-21260	ELEMENT	STANDARD EFFICIENCY	BP500, BR300S, BR380JG, BZ210, CD110R, D31EX, D31PX, D37EX, D37PX, D39EX, D39PX, D61EX, D61PX, GD405A, GD555, GD655, GD675, PC130, PC160, PC180, PC200, PC200LL, PC200SC, PC210, PC220, PC220LL, PC228
600-311-7460	ELEMENT SPIN ON	STANDARD EFFICIENCY	120G, 12G, 130G, 140G, 14G, 1673C, 3208, 3304, 3306, 611, 613C, 613C II, 615, 615C
600-311-8321	ELEMENT SPIN ON	STANDARD EFFICIENCY	6D125E, CD110R, D155C, D275A, D375A, D60P, D65E, D65EX, D65P, D65PX, D85A, D85C, D85E, D85ESS, D85P, DCA, EGS160, EGS190, EGS240, EGS650, GD655, GD675, PC360, WA470
600-311-9121	ELEMENT SPIN ON	STANDARD EFFICIENCY	GD555, GD655, JV100A, JV100WA, JV100WP, PC200, PC220, PC300, PC300HD, PC350, PC360, S4D102E, S6D102E, S6D105, S6D170, SA6D102E, SA6D108, SAA6D102E, WA320
600-319-3510	ELEMENT SPIN ON	STANDARD EFFICIENCY	D155AX, D275A, D275AX, D65EX, D65PX, D65WX, D85EX, D85PX, HD325, HD405, PC1800, PC450, PC600, PC750, PC750SE, PC800, PC800SE, SA6D125E, SA6D140E, SAA6D125E, SAA6D140E, SDA6D140E, WA470, WA480, WA500
600-319-3550	ELEMENT SPIN ON	STANDARD EFFICIENCY	D155A, D155AX, D275A, D275AX, D375A, D475A, D475ASD, D65EX, D85EX, D85MS, D85PX, HD255, HD405, HD465, HM250, HM300, HM350, PC1250, PC1250SP, PC2000, PC40
600-319-3750	ELEMENT SPIN ON	STANDARD EFFICIENCY	BR380JG, D39EX, D39PX, D65EX, D65PX, D65WX, HB205, HB215, PC160, PC190, PC200, PC210, PC220, PC228, PC228US, PC240, PC270, PC290, PC300, PC350, PC360, SAA4D107E, SAA6D107E
600-319-3870	ELEMENT SPIN ON	STANDARD EFFICIENCY	D31EX, D31PX, D37EX, D37PX, PC118MR, PC130, PC138, PC138US, PC70, PC78US, PC78UU, PC88MR, PW118MR, PW98MR, SAA4D95LE, SAA4D95LE_5A, WA100M, WA90
600-319-4110	ELEMENT SPIN ON	STANDARD EFFICIENCY	D31EX, D31PX, D37EX, D37PX, D39EX, D39PX, FD35/40, FD40Z, FD45, FD50A, FD60, FD70, FD80, PC118MR, PC130, PC138US, PC70, PC78US, PC78UU, PC88MR, PW118MR, PW98MR, SAA4D95LE, SAA4D95LE_5A
600-319-4500	ELEMENT SPIN ON	STANDARD EFFICIENCY	BR580JG, D155A, D155AX, D275A, D375A, D65EX, D85EX, D85PX, HM350, HM400, PC2000, PC400, PC450, PC600, PC650, PC700, PC800, PC800SE, PC850, PC850SE, SAA12V140E, SAA6D125E, SAA6D140E, SAA6D170E
6732-71-6112	ELEMENT SPIN ON	STANDARD EFFICIENCY	4D102E, 6D102E, BR350JG, BR380JG, D31E, D31EX, D31P, D31PL, D31PLL, D31PX, D31Q, D31S, D37E, D37EX, D37P, D37PX, D39EX, D39PX, D61E, D61EX, D61PX, D63E, D68ESS, EGS120, GD405A, GD521A, GD655, GD675

Part numbers are used for reference purposes only.

Costex Tractor Parts Copyright © 2023. All rights reserved.

FILTERS

FILTERS

FUEL FILTERS FOR KOMATSU® (CONT.)

Part No.	Description	Efficiency	Application
6754-79-6130	ELEMENT SPIN ON	STANDARD EFFICIENCY	BR380JG, D61EX, D61PX, D65EX, D65PX, D65WX, GD655, GD675, PC180, PC200, PC220, PC228, PC228US, PC270, PC300, PC350, PRESSURE, PW180, PW200, PW220, SAA4D107E, SAA6D107E, SAA6D114E
6754-79-6140	ELEMENT SPIN ON	STANDARD EFFICIENCY	D39EX, D39PX, D51EX/PX, D61EX, D61PX, D65EX, D65PX, D65WX, GD655, GD675, PC160, PC180, PC190, PC200, PC220, PC228, PC228US, PC240, PC270, PC300, SAA4D107E, SAA6D107E, SAA6D114E



WATER SEPARATOR FUEL FILTERS FOR KOMATSU®

Part No.	Description	Efficiency	Application
203-01-K1280	WATER SEPARATOR ELEMENT SPIN ON	STANDARD EFFICIENCY	PW170
22U-04-21131	WATER SEPARATOR	STANDARD EFFICIENCY	BP500, BR300S, BR380JG, BZ210, CD110R, D31EX, D31PX, D37EX, D37PX, D39EX, D39PX, D61EX, D61PX, GD405A, GD555, GD655, GD675, PC130, PC160, PC180, PC200, PC300, PC360, WA380
600-319-3111	WATER SEPARATOR SPIN ON ELEMENT	STANDARD EFFICIENCY	D375A, SAA6D170E, WD600



FUEL FILTER SCREENS

Part No.	Description	Efficiency	Application
2761806	ELEMENT	SCREEN	3003, 3011C, 3013, 3013C, 3014, 3024, 3024C, C0.5, C1.1, C1.5, C1.6, C2.2, C4.4
3848512	INLINE	SCREEN	120M 2, 2384C, 2484C, 2570C, 2670C, 312E, 312E L, 314E CR, 314E LCR, 316E L, 318E L, 320E, 320E L, 320E LN, 320E LRR, 320E RR, 323E L, 324E, 324E L, 324E LN, 329E, 329E L, 329E LN, 416F, 420F, 428F
4165884	INLINE	SCREEN	289D, C3.3
1G7206	INLINE	SCREEN	216B, 216B3, 226B, 226B3, 232B, 242B, 247B, 247B3, 257B, 308E2 CR, AP-200B, CB-224C



FUEL PUMP & WATER SEPARATOR FUEL FILTERS

Part No.	Description	Efficiency	Application
1908977	FUEL PUMP & WATER SEPARATOR FILTER	STANDARD EFFICIENCY	120H, 120K, 120K 2, 12H, 12K, 135H, 140K, 140K 2, 140M, 14M, 160K, 160M, 16M, 24M, 3126B, 322C, 322C FM, 324D, 324D FM, 324D FM LL, 324D L, 324D LN, 325C, 325C FM, 325D, 325D FM, 325D FM LL, 325D L
3491063	FUEL PUMP & WATER SEPARATOR FILTER	STANDARD EFFICIENCY	414E, 416D, 416E, 416F, 420D, 420E, 420F, 422E, 422F, 424D, 428D, 428E, 428F, 430D, 430E, 430F, 432D, 432E, 432F, 434E, 434F, 442D, 442E, 444E, 444F, D3G, D4G, D5G
5014461	FUEL PUMP & WATER SEPARATOR FILTER	STANDARD EFFICIENCY	426F2

SCREENS & STRAINERS



AIR INLET PRE-SCREEN

Part No.	Description	Application
7S8817	PRECLEANER AS	583R, 587R, 826G II, 854G, 980G, 980G II, 992G, D10N, D10R, D10T, D11N, D11R, D11T, D8L, D8N, D8R, D8R II, D9H, D9N, D9R, D9T
7S9396	PRESCREENER AS	120H, 12H, 12H ES, 12H NA, 135H, 140G, 140H, 140H ES, 140H NA, 143H, 14G, 14H, 14H NA, 160G, 160H, 160H ES, 160H NA, 163H, 163H NA, 16G, 16H, 16H NA, 571G, 572G, 572R, 572R II, 578, 980C, 980F, D6H
8S2384	PIPE AS-AIR INLET	245, 3306, 3306B, D6R, D6R II, D7R, D7R II
9S0601	PRESCREENER AS	225D, 231D, 963B, 973, 977K, 977L, D6C, D6D, D6E, D6G, D6M
9S0603	PRESCREENER GP	231D, 235, 235B, 235C, 235D, 963B, 966C, 973, 977K, 977L



SCREENS

Part No.	Description	Application
2934785	SCREEN-SUCTION	3014, 3024, 304.5, C2.2, CB-334D, CB-335D
2F7940	SCREEN ASSEM.	641B, 650B, 657B, 666B, 772, 773, 777, 992, D10, D342, D346, D348, D349, D8H, D8K
2S2726	SCREEN ASSEM.	621, D342C, D8K
3S3875	SCREEN-SUCTION	14E, 54, 572G, 583T, 621, 621B, 621E, 621F, 621G, 621H, 621K, 621R, 623, 623E, 623F, 623G, 623H, 623K, 623K LRC, 627E, 627F, 627G, 627H, 627K, 627K LRC, 631C, 631E, 631G, 633E II, 637D, 637E, 637G
3T6471	SCREEN AS	365C, 365C L, 365C L MH, 374D L, 374F L, 375, 375 L, 385B, 385C, 385C FS, 385C L, 385C L MH, 390D, 390D L, 390F L, 5080, 5090B, 527, 561M, 561N, 572R, 572R II, 578, 583R, 583T, 587R, 587T, 613G, C18
4H1856	SCREEN ASSEM.	16, 594, D353C, D9E, D9G, D9H
4H2978	SCREEN AS-SUCTION	518, 518C, 528, 528B, 530B, 657B, 666, 768C, 769C, 769D, 771C, 771D, 773B, 773D, 775B, 775D, 776C, 776D, 777, 777B, 777D, 777F, 784B, 784C, 785, 785B, 785C, 785D, 789, 789B, 789C, 789D, 793, 793B, 941
4N7805	SCREEN	120B, 140B, D6C
4S8598	SCREEN-SUCTION	14G, 14H, 14H NA, 16G, 16H, 16H NA, 24H, 24M, 3192, 515, 525, 525B, 525C, 525D, 535B, 535C, 535D, 545, 545C, 545D, 555D, 572R, 572R II, 578, 583R, 587R, 587T, 611, 613C, 613C II, 613G, 615, 615C
5K6050	SCREEN ASSEM.	941, 951B, 955K, 955L
6E5066	SCREEN	120M, 120M 2, 12M, 12M 2, 12M 3 AWD, 140M, 140M 2, 140M 3 AWD, 14M, 160M, 160M 2, 160M 3 AWD, 16M, 24M, 521B, 522B, 525B, 525C, 535B, 535C, 545, 545C, 568 FM LL, 613G, 621G, 621H, 623E, 623F, 623G
6I9395	SCREEN	120H, 120H ES, 120H NA, 120K, 120K 2, 12H, 12H ES, 12H NA, 12K, 135H, 135H NA, 140H, 140H ES, 140H NA, 140K, 140K 2, 143H, 160H, 160H ES, 160H NA, 160K, 163H, 163H NA, 446B, 515, 525, 525B, 525C, 535B
6P1407	SCREEN	910, 931, 931B, D3, D3B
7H2304	SCREEN ASSEM.	561B, D4D, D4E, D4E SR

Part numbers are used for reference purposes only.

Costex Tractor Parts Copyright © 2023. All rights reserved.

SCREENS (CONT.)

Part No.	Description	Application
7J2656	SCREEN GROUP	621H, 621K, 623H, 623K, 623K LRC, 627H, 627K, 627K LRC, 631E, 631G, 633E II, 637D, 637E, 637G, 641B, 651E, 657E, 657G, 768C, 769C, 769D, 771C, 771D, 772B, 773B, 773D, 775B, 775D, 776C, 776D, 777, 777B
7L2334	SCREEN ASSEM.	772, 777, D10, D346, D348, D349, D379, D379A, D379B, D398, D398A, D398B, D399, G399
7M4620	SCREEN	12E, 951B, 955H, 977H, D330A, D333A
7S2747	SCREEN AS	561C, 572G, D4E SR, D5, D5B, D5E, D6C, D6D, D7F, D7G, D7G2
7S8550	MAGNETIC SCREEN GROUP	950
8D5489	SCREEN AS	120G, 12G, 130G, 140G, 14G, 160G, 16G
8F1911	SCREEN ASSEM.	16, 594, 631C, 657, 824, 824B, 983, D326F, D337, D337F, D343, D353C, D9E, D9G, D9H, G343
8P3795	SCREEN-SUCTION	69D, 769C, 769D, 770, 771C, 771D, 772, 772G, 773B, 773D, 773E, 773F, 773G, 773G LRC, 775B, 775D, 775E, 775F, 775G, 775G LRC, PM-565, PM-565B
8S9130	SCREEN-SUCTION	120G, 120H, 120H ES, 120H NA, 120K, 120K 2, 120M, 120M 2, 12G, 12H, 12H ES, 12H NA, 12K, 12M, 12M 2, 12M 3, 12M 3 AWD, 130G, 135H, 135H NA, 140G, 140H, 140H ES, 140H NA, 140K, 140K 2, 140M, 140M 2
9M2576	SCREEN	955K, 977K, D4D
9P9555	SCREEN AS-SUCTION	589, 777G, 793C, 793D, 793F, 793F CMD, 793F-XQ, 797, 797B, 797F, D10R, D10T, D10T2, D11N, D11R, D9L, TH48-E70
9T9227	SCREEN AS	621H, 621K, 623H, 623K, 623K LRC, 627H, 627K, 627K LRC, 69D, 769D, 770, 770G, 771D, 772, 772G, 773D, 773E, 773F, 773G, 773G LRC, 775D, 775E, 775F, 775G, 775G LRC



STRAINERS

Part No.	Description	Application
3876403	STRAINER	320D2, 320D2 GC, 320D2 L
1J9575	STRAINER ASSEM.	120G, 12G, 14G, 153, 163, 16G, 184, 50, 983
2P8679	STRAINER AS	1693, 16G, 245, 3406, 3408, 3408B, 3408C, 3412, 3412C, 589, 621, 621B, 631C, 631E, 637D, 637E, 651E, 657B, 657E, 768B, 769C, 771C, 772, 772B, 773B, 775B, 777, 824B, 834B, 980C, 983, 988B, 988F, 990
3D6678	STRAINER ASSEM.	215, 215B, 225, 229, 235, 235B, 235D, 245, 245B, 24H, 24M, 5110B, 5130, 5130B, 5230, 5230B, 528, 621E, 621F, 621G, 623E, 623F, 623G, 627E, 627F, 627G, 631E, 631G, 633E II, 637E, 637G, 641, 650B, 651
3G7250	STRAINER AS	173B, 183B, 193, 924F, 938G, 938G II, D10N, D6G, D6G2 LGP, D6G2 XL, D6M, D6R, D6R II, D7G, D7G2, D7H, D7R, D7R II, D8L, D9H, D9L
4D1998	STRAINER ASSEM.	120, 120B, 120G, 12E, 12F, 130G, 140, 140B, 14E, 14G, 16, 16G, 621, 621B, 621R, 623, 627, 627B, 631C, 637, 637B, 637D, 641, 641B, 650B, 651, 657, 657B, 666, 769, 769C, 772, 773, 773B, 777, D250D, D250
4N0913	SCREEN-STRAINER	16G, 245, 245B, 24H, 3406, 3406B, 3406C, 3406E, 3408, 3408B, 3408C, 3408E, 3412, 3412C, 3412D, 3412E, 3456, 365C, 365C L, 365C L MH, 375, 375 L, 385B, 385C, 385C FS, 385C L, 385C L MH, 5080, 5090B
5D7927	STRAINER AS-OIL	183B, 525B, 525C, 525D, 535B, 535C, 535D, 545, 545C, 545D, 555D, 572R, 572R II, 578, 583R, 583T, 621, 621H, 621K, 623, 623H, 623K, 623K LRC, 627H, 627K, 627K LRC, 69D, 725, 725C, 730, 730C, 735, 735B
5E8347	STRAINER	CB-434, CB-434B, CB-534, CB-534B, CB-535B, CB-614, CB-634, CS-431C
5I4510	STRAINER	303.5, 304.5, 305, 307, 307B, 308C, 311, 311B, 312, 312B, 312B L, 312C, 313B, 314C, 315, 315B, 315B FM L, 315B L, 315C, 317, 317B LN, 318B, 318C, 319C, 320 L, 320N, E110B, E120B, E140, E200B, E240C
6J2025	STRAINER ASSEM.	163, 518, 518C, 816, 920, 930, 955K, 955L, 977K, FB518

STRAINERS (CONT.)

Part No.	Description	Application
7T2651	STRAINER-SUCTION	414E, 416, 416B, 416C, 416D, 416E, 416F, 420D, 420E, 420F, 422E, 422F, 424B, 424B HD, 424D, 426, 426B, 426C, 428, 428B, 428C, 428D, 428E, 428F, 430D, 430E, 430F, 432D, 432E, 432F, 434E, 434F, 436, 436
8H3498	STRAINER ASSEM.	215, 225, 227, 229D, 235, 245, 518, 528, 561B, 561D, 572G, 583K, 594, 594H, 769C, 773B, 777, 777B, 785, 814, 814B, 815, 815B, 816, 824, 824B, 825B, 826B, 834, 910, 920, 930, 930R, 941, 950, 951B, 955H
9J3047	STRAINER	120G, 120H, 120H ES, 120H NA, 120K, 120K 2, 12G, 12H, 12H ES, 12H NA, 12K, 130G, 135H, 135H NA, 140G, 140H, 140H ES, 140H NA, 140K, 140K 2, 143H, 14G, 14H, 14H NA, 153, 160G, 160H, 160H ES, 160H NA
9M6368	STRAINER	12E, 12F, 140, 14E, 16, 561B, 561C, 613, 621, 627, 631C, 633C, 641, 650B, 651, 657, 657B, 666, 769, 773, 814, 815, 824, 824B, 834, 920, 930, 950, 955H, 966C, 977H, 977K, 980, 980B, 983, 988, 992, D5
9P7121	STRAINER-FUEL	120G, 120H, 120H ES, 120H NA, 120K, 120K 2, 12G, 12H, 12H ES, 12H NA, 12K, 130G, 135H, 135H NA, 140G, 140H, 140H ES, 140H NA, 140K, 140K 2, 143H, 14G, 14H NA, 160G, 160H, 160H ES, 160H NA, 160K, 163H



STRAINERS FOR KOMATSU®

Part No.	Description	Application
07056-18416	STRAINER	330M, 512, 518, 532, 538, 542, 545, 558, 568, BA100, BC100, BF60, BM020C, BR100J, BR100JG, BR100R, BR100RG, CD110R, CD30R, CD60R, CL60, CS360, D135A, D150A, D155A, D155AX, D155C, D155W, D275A, WA1200
07056-18425	STRAINER	D65PX, D65WX, HB205, HB215, HM250, PC1250, PC1250SP, PC130, PC138, PC138US, PC160, PC190, PC200, PC220, PC228, PC228US, PC240, PC270, PC290, PC300, PC350, PC400, PC450, PC600
14X-10-11712	STRAINER	D60P, D61E, D61EX, D61PX, D63E, D65E, D65EX, D65P, D65PX, D65WX, D68ESS, D70LE, D85E, D85ESS, D85EX, D85MS, D85PX, JT150
14X-60-11120	STRAINER	D31EX, D31PX, D37EX, D37PX, D39EX, D39PX, D51EX/PX, D60P, D61E, D61EX, D61PX, D63E, D65E, D65EX, D65P, D65PX, D68ESS, D70LE, D85E
175-04-00210	STRAINER ASS'Y	D150A, D155A
207-60-61250	STRAINER	HD325, HD405, HD605, HM250, HM300, HM400, PC300, PC350, PC400, PC450, WA500, WA600, WD600
20Y-60-21311	STRAINER	BR120T, BR200S, BR210JG, BR250RG, BR350JG, BZ120, BZ200, CD110R, GD555, GD655, GD675, GD755, GH320, PC100, PC100L, PC100N, PC120, PC120SC, PC128US, PC128UU, PC130, PC150LGP, PC200, PC200CA
20Y-60-31140	STRAINER	PC1250, PC1250SP, PC160, PC190, PC200, PC2000, PC220, PC228US, PC240, PC270, PC290, PC300, PC350
20Y-60-31171	STRAINER ASS'Y	D275A, HB205, HB215, PC160, PC190, PC200, PC220, PC240, PC270, PC290
22B-60-11160	STRAINER	D155AX, D275A, D65EX, D65PX, D65WX, GD555, GD655, GD675, PC130, PC160, PC190, PC220, PC240, PC290, PC300, PC350, PC400, PC450, WA380
419-15-14510	STRAINER ASS'Y	532, LW250, WA100, WA120, WA120L, WA150, WA180, WA180L, WA180PT, WA200, WA250, WA250L, WA250PT, WA300, WA300L, WA320, WA350, WA380, WR11
419-15-14650	STRAINER	532, LW250, WA100, WA120, WA120L, WA150, WA180, WA180L, WA180PT, WA200, WA250, WA250L, WA250PT, WA300, WA300L, WA320, WA350, WA380, WR11
56D-15-19311	STRAINER	GD555, GD655, GD675, GD755, HM250, HM300, WA380, WA380Z, WA400, WA430, WA450, WA470, WA480
714-07-14641	STRAINER	GD555, GD655, GD675, GD825A, LW100, WA400, WA420, WA450, WA450L, WA470, WF450, WF450T

FILTERS

FILTERS



# FUEL INJECTION

The Diesel fuel injection system is one of the most critical component systems in a Diesel engine. CTP fuel injection components are built from high-quality materials and manufactured to tight tolerances.

Our Injectors and Nozzles are manufactured using advanced EDM processes, laser optic electronic devices, and meticulous testing methods to provide precision injection, optimize durability and ensure 100% compatibility with your equipment's system.



## FUEL INJECTION SYSTEM



### FUEL INJECTORS

Part No.	Engine Model
2666830	3054
2169786	3056
1278207	3116
1278213	3116
1278216	3116
1278222	3116
1278225	3116
1747526	3412

Part No.	Engine Model
3282582	3512
3861752	3512
1278218	3116, 3126
4P9075	3508, 3512, 3516
2361674	C4.4
4P2995	C7
2915911	C18

### NOZZLES

Part No.	Engine Model
9N2366	1100, 3100
1053433	3054
1305187	3054
1487111	3054
8N3175	3204
9L6969	3204, 3208
1W5829	3208
4W1819	3208
4W7016	3208
7W3710	3208
9N3299	3208
1705183	3304
7N0449	3304, 3306
8N7005	3304, 3306
1007559	3306
1049453	3306
1291351	3306
1677489	3306
1705181	3306
8N7003	3306
1705187	3306, 3306B
1007556	3406
7W7031	3406
1007562	3406, 3406C
7W7030	3406, 3408

Part No.	Engine Model
4W7017	3406, 3408, 3412
7N9843	3406, 3408, 3412
9N3246	3406, 3408, 3412
4W7018	3406B
7W7040	3406B, 3406C
7W7043	3406B, 3406C
4W7022	3406B, 3412
1007558	3406C
4W7015	3408
4W7021	3408
7W7026	3408
7W7037	3408
9L6884	3408
4W7019	3408, 3412
4W7020	3408, 3412
1301804	3412
7W7032	3412
4W8483	3508
7C0344	3508, 3512
7C2238	3508, 3512, 3516
7C0340	3508, 3516, 3512
9N6173	D334, 1674
8N3177	D336, 1674
8N1831	D342T, D8K, D9H
8N3176	D343, D346

### PLUNGERS & BARRELS

Part No.	Description	Engine Model
1082104	PLUNGER	3406
1086631	PLUNGER & BARREL	3406
1P6400	PLUNGER & BARREL	D342, D343
1W6541	PLUNGER & BARREL ASSY	3306B
3S8336	PLUNGER & BARREL ASSY	D336
4N4997	PLUNGER & BARREL	3408B
4P9830	PLUNGER & BARREL	3306
4S5758	PLUNGER A	3204
5I5129	PLUNGER A	3066
6N7527	BARREL/PLUNGER ASSY	D333C, 3306
7N1183	PLUNGER A	3408, 3412
7N1220	PLUNGER A	3406
7S6681	PLUNGER & BARREL ASSY	D334
7W0182	PLUNGER A	3408, 3408
7W5929	PLUNGER & BARREL	3306
8N3539	PLUNGER & BARREL A.	3204
8S3656	PLUNGER & BARREL ASSY	D343, D346
9H5796	PLUNGER & BARREL ASSY	D320A
9H5797	PLUNGER	D330A, D333
9M9788	PLUNGER	3408, 3412

### SERVICE GROUPS

Part No.	Description	Engine Model
3S6638	SERVICE GROUP	D333C/3306
5H7936	SERVICE GROUP	D353
6H3364	SERVICE GROUP	D311/D320
7M7431	SERVICE GROUP	D379/D398
8M1584	SERVICE GROUP	D333C/3306
8N8796	SERVICE GROUP	3304





## FUEL LINE ASSEMBLIES I

Eng. Model	Line 1	Line 2	Line 3	Line 4	Line 5	Line 6
3204	4N0471	4N0472	4N0473	4N0474		
3066	5I7707	5I7708	5I7709	5I7710	5I7711	5I7712
3054	1720051	1668797	1013890	1013891		
3204	1W7121	1W7122	1W7123	1W7124		
3204	7N6151	7N6152	7N6153	7N6154		
3304	4N3281	4N3282	4N3283	4N3284		
3304	4P9961	4P9962	4P9963	4P9964		
3304	8L5661	7N3872	8L5663	8L5664		
3304	7N2871	7N2872	8N9733	7N2874		
3304	1W8641	8N4222	8N4223	8N4224		
3306	2Y5721	2Y5722	2Y5723	2Y5724	2Y5725	2Y5726
3306	7N2871	7N3872	7N3873	7N2874	7N3875	7N3876
3306	4N3281	4N3282	4N3283	4N8814	6N1965	6N1966
3306	4N9941	4N9942	4N9943	4N9944	4N9945	4N9946
3306	4P9381	4P9382	4P9383	4P9384	4P9385	4P9386
3306	4P9381	4P9382	1044253	1044254		
3306	7C7991	7C7992	7C7993	7C7994	7C7995	7C7996
3306	8L5691	8L5692	8L5693	8L5694	8L5695	8L5696
3306	8N1141	8N1142	8N1143	8N1144	8N1145	8N1146
3306	8N4371	8N4372	8N4373	8N4374	8N4375	8N4376
3306	6I0341	6I0342	6I0343	N/A	6I0345	6I0346
3306C	1003831	1003832	1003833	1003834	1003835	1003836
3406	4N9971	4N9972	4N9973	4N9974	4N9975	4N9976
3406	9Y1081	9Y1082	9Y1083	9Y1084	9Y1085	9Y1086
3406	1917941	1917942	1917943	1917944	1917945	1917946
D315, D330	4M1451	8M2042	4M1453	4M1454		
D330	5S7211	8S4002	5S7213	5S7214		
D330C	5S7211	5S7212	5S7213	5S7214		
D333, 1673	7M4331	7M4332	2M6613	2M6614	2M6615	2M6616
D333C	5S7171	5S7172	5S7173	9S1230	5S7175	5S7176
D333C	1N5401	1N5402	1N5403	1N5404	1N5405	1N5406
D333C, 3306	8L5691	8L5692	8L5693	8L5694	2P8890	8L5696
D339	4H9691	4H9692	4H9693	4H9694		
D342	4H9611	4H9612	4H9613	4H9614	4H9615	4H9616
D342	2P2651	2P2652	2P2653	2P2654	2P2655	2P2656
D342	7N791	7N792	2P2653	2P2654	2P2655	2P2656
D343	1S2081	1S2082	1S2083	1S2084	1S2085	1S2086
D343	8S9301	8S9302	8S9303	8S9304	8S9305	8S9306
D353	8N3451	8N3452	8N3453	8N3454	8N3455	8N3456

## FUEL LINE ASSEMBLIES (CONT.)

Eng. Model	Line 1	Line 2	Line 3	Line 4	Line 5	Line 6	Line 7	Line 8	Line 9	Line 10	Line 11	Line 12
3208	9Y0231	9Y0232	9Y0233	9Y0234	9Y0235	9Y0236	9Y0237	9Y0238				
3208	9Y0141	9Y0142	9Y0143	9Y0144	9Y0145	9Y0146	9Y0147	9Y0148				
3408	6I0031	6I0032	6I0033	6I0034	6I0035	6I0036	6I0037	6I0038				
3408	6I1021	6I1022	6I1023	6I1024	6I1025	6I1026	6I1027	6I1028				
3408	6I1031	6I1032	6I1033	6I1034	6I1035	6I1036	6I1037	6I1038				
3412	6N4731	6N4732	6N4733	6N4734	6N4735	6N4736	6N8637	6N4738	6N8979	6N4740	6N8641	6N8642
3412	4P7801	4P7802	4P7803	4P7804	4P7805	4P7806	4P7807	4P7808	4P7809	4P7810	4P7811	4P7812
3412	8N4201	8N4202	8N4203	8N4204	8N4205	8N4206	8N4207	8N4208	8N4209	8N4210	8N5111	8N4212
3412C	6I1031	6I1032	6I1033	6I1034	1245945	6I1036	1245947	6I0038				
D346, 772, 650B	2S4505	2S4506	2S4507	2S4508	2S4509	2S4510	2S4511	2P9574				
D379, D398	1W9201	1W9202	1W9203	1W9204	1W9205	1W9206	1W9207	1W9208	1W9209	1W9210	1W9211	1W9212
D399 (1 THRU 8)	1W9191	1W9192	1W9193	1W9194	1W9195	1W9196	1W9197	1W9198				
D399 (1 THRU 16)	1W9198	1W9197	1W9196	1W9195	1W9194	1W9193	1W9192	1W9191				

## FUEL LINE ASSEMBLIES FOR KOMATSU®

Eng. Model	Line 1	Line 2	Line 3	Line 4	Line 5	Line 6
SAA4D107E	6754-71-5220	6751-71-5220	6754-71-5230	6754-71-5240		
6D125, S6D125	6150-71-5111	6150-71-5121	6150-71-5131	6150-71-5141	6150-71-5151	6150-71-5161
6D125E, S6D125E	6150-72-5110	6150-72-5120	6150-72-5130	6150-72-5140	6150-72-5150	6150-72-5160
6D95L, S6D95L, SAA6D95L, SAA6D95LE	6207-71-5111	6207-71-5121	6207-71-5130	6207-71-5140	6207-71-5150	6207-71-5160
S6D102E	6735-71-5614	6735-71-5623	6735-71-5633	6735-71-5643	6735-71-5653	6735-71-5663
S6D125, S6D125E, SAA6D125, SAA6D125E	6151-71-5110	6151-71-5120	6151-71-5130	6151-71-5140	6151-71-5150	6151-71-5160
S6D140, S6D140E, SAA6D140, SAA6D140E, SDA6D140E	6211-72-5110	6211-72-5120	6211-72-5130	6211-72-5140	6211-72-5150	6211-72-5160
SA12V140, SDA12V140, SDA12V140E	6215-71-4211	6215-71-4221	6215-71-4231	6215-71-4241	6215-71-4251	6215-71-4261
SA6D108	6222-71-5111	6222-71-5121	6222-71-5131	6222-71-5141	6222-71-5150	6222-71-5160
SA6D125E	6155-71-5111	6155-71-5121	6155-71-5131	6155-71-5141	6155-71-5151	6155-71-5161
SA6D140E, SAA6D140E, SDA6D140E	6217-71-5112	6217-71-5122	6217-71-5132	6217-71-5142	6217-71-5152	6217-71-5162
SAA6D102E	6738-71-5110	6738-71-5120	6738-71-5130	6735-71-5643	6735-71-5653	6735-71-5663
SAA6D107E	6754-71-5210	6751-71-5220	6751-71-5220	6754-71-5230	6754-71-5230	6754-71-5240
SAA6D108E, SAA6D108E	6221-71-5111	6221-71-5121	6221-71-5131	6221-71-5141	6222-71-5150	6222-71-5160
SAA6D114E	6738-71-5110	6738-71-5120	6738-71-5130	6743-71-5540	6743-71-5550	6743-71-5560
SAA6D114E	6745-71-4110	6745-71-4120	6745-71-4120	6745-71-4120	6745-71-4120	6745-71-4140
SAA6D114E-3A	6745-71-4110	6745-71-4120	6745-71-4120	6745-71-4120	6745-71-4190	6745-71-4140
SAA6D125E	6156-71-5111	6156-71-5121	6156-71-5131	6156-71-5141	6156-71-5151	6156-71-5161
SAA6D125E	6251-71-5112	6251-71-5122	6251-71-5132	6251-71-5142	6251-71-5152	6251-71-5162
SAA6D140E	6261-71-5113	6261-71-5122	6261-71-5132	6261-71-5142	6261-71-5152	6261-71-5162

# REMANUFACTURED FUEL INJECTORS



Peak performance for any Diesel engine relies mostly on the fuel injectors delivering the proper amount of fuel at the exact time. CTP remanufactured injectors will bring your engine back to optimal performance while providing excellent fuel economy.

## Quality Features:

- All components are quality inspected.
- New tips and seals installed.
- All units are fully tested on state-of-the-art bench testing equipment.
- Each unit is individually shrink-wrapped to avoid contaminants.
- Each injector unit is shipped in a protective foam filled package.

Eng. Model	Part No.	Reman Part No.
3126E	1780199	10R0782
3126E	1786342	10R1257
3126E	2225965	0R9348
3126E	2225966	10R0781
3126E	2225967	0R9349
3126E	2225968	10R1306
3126E	2225972	0R9350
3176	2123462	10R0967
3406E	1705238	0R9594
3406E	2113022	10R0956
3406E	2113023	10R0957
3406E	2113024	10R0958
3406E	2490709	10R1273
3406E	2530616	10R3265
3406E, 3456	2113027	10R0959
3508, 3508B, 3512, 3512B, 3516B	3920214	20R1275
3508B, 3512B/C, 3516B/C	3920200	20R1264
3512, 3512C, 3516C	3920222	20R1282
3512B, 3516B	3920202	20R1266
3512B, 3516B	3920217	20R1278
C4.2	3264756	10R7951
C4.2, C6.4	3264740	10R7676

Eng. Model	Part No.	Reman Part No.
C4.4	2360957	10R9002
C4.4	3200680	10R7672
C4.4, C6.6	3200677	10R7671
C6.4	3264700	10R7675
C7	3879428	20R8059
C7, C9	3879436	10R2828
C9	3879431	20R8069
C9	3879432	20R8065
C10, C12	3507555	20R0056
C11	2490712	10R3147
C12	2123460	10R0960
C12	2123463	10R0963
C12	2123466	10R0968
C12	2123467	10R1259
C12	2123468	10R1258
C13	2394908	10R1274
C15, C18	2530618	10R2772
C15, C18, C32, C27	3740750	20R1914
C16, 3406, 3406C	2113025	10R0955
C18	1660149	0R4530
C18	2915911	10R7230
C18, 3406E	2113026	10R9787/ 10R0724
C18, C27, C32	2768307	10R7231
C18, C32	2959085	10R8988
3508B, 3512, 3512B, 3512C, 3516B, 3516C	3920200	20R1264
14M, 725, 730, 966H, C11	2490712 (C)	20R1266

\* Other part no. not included in the list are available. Please contact your sales representative if you have any questions. Part Numbers are used for reference purposes only.

## REMANUFACTURED FUEL INJECTORS (CONT.)

Eng. Model	Part No.	Reman Part No.
3512B, 3516B	3920202 (D)	20R1270
3508, 3508B, 3512, 3512B, 3512C, 3516B, 3516C, 854G, 992G	3920206	20R0849
3508, 3512, 3516	3920211	20R1278
3508B, 3512B, 3516B, PM3508, PM3512, PM3516, PP3516	3920217	20R1282
3508C, 3512, 3512B, 3512C, 3516B, 3516C	3920222	20R8069
C9	3879431	20R8065
330D, 330D L, 336D L, 336D LN, 586C, 973D, C9	3879432	20R8068
C9	3879436	0R9595
3176B, 75C, 85C	1537923	20R0055
140H, 143H, 14H, 160H, 163H, 572R II, 814F, 815F, 816F, 966G II, D7R II	3175278	10R1258
C-12, C12, SBF214, SUF557	2123468	10R3147
315D L, 318D L, 319D, 319D L, 319D LN	3264740 (E)	10R7676

# DIESEL FUEL LIFT PUMPS



A Diesel fuel lift pump is a priming pump that transfers fuel from the tank to the injection system. It's called a lift pump because in most equipment, the tank is located below the engine, so the fuel has to be lifted up from the tank to get it to where it needs to go, the engine.

There are three common types of fuel priming pumps:

- The plunger type or manual, operated by the user prior to start-up.
- The diaphragm-type pump or mechanical, operated by the engine's camshaft.
- The vane pump or electrical, powered by the equipment's electrical system.

## PLUNGER / MANUAL LIFT PUMPS

Part No.	Engine Model
4N6836	3204
2396656	3064, 3066

Part numbers are used for reference purposes only.

Part No.	Engine Model
2552969	3064, 3066
8N3365	3116, 3304, 3306C
9H2256	3304, 3306
8N5251	3306C
1623906	3512, 3516,
1375541	C7, C9, C15, 3306C
1832823	C7, C9, C15, C18, 3116, 3508B, 3512B/C, 3516B
1052508	C9, C10, 3114, 3116, 3208, 3304, 3306, 3406
1832824	C9, C13, C15, C18, 3116
1623904	D353
10R1273	3406E
10R3265	3406E
10R0959	3406E, 3456
20R1275	3508, 3508B, 3512, 3512B, 3516B

## DIAPHRAGM-TYPE OR MECHANICAL

Part No.	Engine Model
7C2798	4.236
1530488	3034
2010877	3054
6I0570	3054
1329447	3056
1438498	3056
2552453	3056
1W0568	3204
1W1695	3306
1W1700	3406
4W5481	3406
1282050	3116, 3126
4W5477	3408, 3412
4W5479	3408, D8L
4N1101	3412, 3408C
3137770	3516C, 3508C
4N4873	950, 966C
9M4953	966B
2954070	C1.5, C2.2

Costex Tractor Parts Copyright © 2023. All rights reserved.



DIAPHRAGM-TYPE OR MECHANICAL (CONT.)

Part No.	Engine Model
4N4878	D330C, D333C
5M6488	D343
3S1467	D346, D348
3N2078	D346, D349, D398B
8M2667	D4D
4N4864	D4D, D5, D6C, D7F
4P9827	D6H, 3306C
1P0005	D8H

Part No.	Engine Model
4N4880	D8H
1P3409	D8H, D7E
2S7264	D9G
9M4955	D9G
6N1813	D9G, D353
3137770	3516C, 3508C
4N4873	950, 966C

ELECTRICAL LIFT PUMP

Part No.	Engine Model
1908970	C9, C11, C13, C15, C18, C32, 3126B
4677011	3054

\* Other part no. not included in the list are available. Please contact your sales representative if you have any questions. Part Numbers are used for reference purposes only.

FUEL ADDITIVE I



Water is welcome almost everywhere except in your Diesel fuel. Water in Diesel fuel severely damages injectors, corrodes tanks and fosters the growth of bacteria. Our highly concentrated Diesel Power™ is also an all-in-one package which contains lubricity. Increase your engine's performance by giving Diesel Power™ a place in your engine today.

Advantages of CTP Diesel Power™:

- ✓ Totally disperses water for complete combustion. *Dispersa totalmente el agua para una combustión completa.*
- ✓ Contains lubricity additives. *Contiene aditivos de lubricación.*
- ✓ Contains cetane improvers. *Previene la acumulación de ceras y sustancias gelatinosas.*
- ✓ Eliminates the formation of algae and harmful acids. *Elimina la formación de algas ácidos dañinos.*
- ✓ Decarbonizes combustion chamber. *Decarboniza la cámara de combustión.*
- ✓ Cleans injection systems. *Limpia el sistema de inyección.*
- ✓ Reduces exhaust smoke. *Reduce el escape de humo.*
- ✓ Improves fuel economy. *Mejora el ahorro de combustible.*
- ✓ Contains no alcohol. *No contiene alcohol.*
- ✓ Prevents icing & Stabilizes fuel. *Previene la formación de hielo.*
- ✓ Stabilizes fuel. *Lubrica las paredes cilíndricas para prevenir la corrosión de metales que están en contacto con combustible Diesel.*

Part No.	Size
3081504	16oz (Treats. 500 Gallons)



ACTUATORS FOR GOVERNORS

Part No.	Description	Engine Model
1086281*	ACTUATOR A	3512
1187590*	ACTUATOR A	G3508, G3512, G3516
1380777*	ACTUATOR A	3406C

Part No.	Description	Engine Model
7W6652*	ACTUATOR A	3406B
7W6653*	ACTUATOR A	3408B, 3408C, 3412C, 3412E

\*Special order available upon request. Please allow 2 to 3 weeks lead time.



GROUND ENGAGING TOOLS

Top-quality ground engaging tools make a big difference in how well your machine performs. CTP offers top-quality ground engaging tools for earthmoving equipment such as Loaders, Excavators, Backhoe, Dozers, Rippers, Motor Graders, Paving Products, and Scrapers. We are proud to offer high-quality ground engaging tools with the latest designed shapes for outstanding performance for various applications.

Whether you are in the business of construction, excavation, mining, trenching, or any other earthmoving enterprise, the value you demand can be found in CTP ground engaging tools.

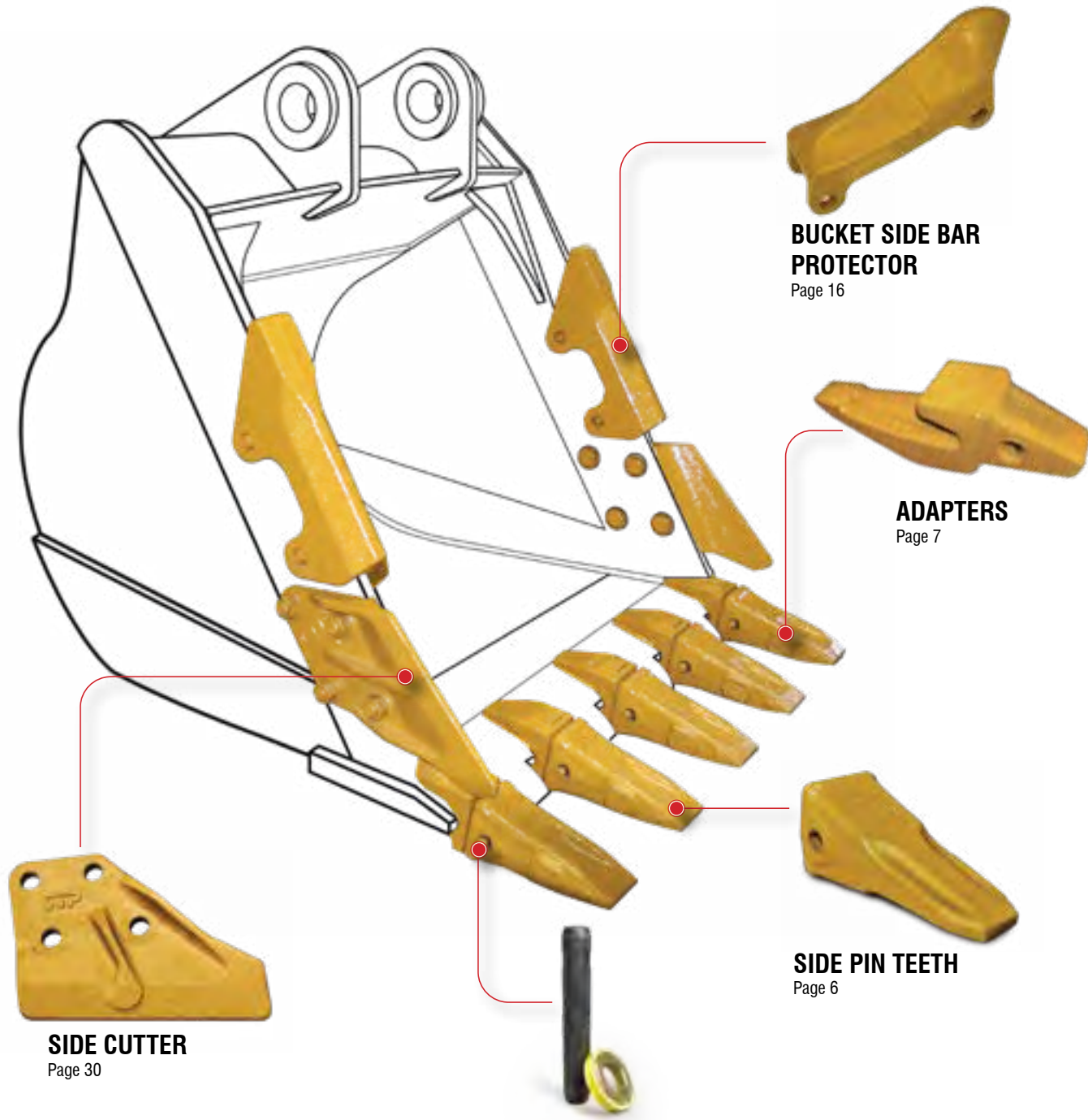


Part numbers are used for reference purposes only.

Costex Tractor Parts Copyright © 2023. All rights reserved.

# TIPS & ADAPTERS

CTP Tips and Adapters deliver strength, durability, performance and productivity. They provide longer wear life which translates into less downtime and lower maintenance costs.



# TIP SELECTION GUIDE

WHAT TO CONSIDER WHEN YOU'RE CHOOSING TIPS BUCKET

TIPS COME IN MANY DIFFERENT SHAPES AND SIZES. YOU MIGHT THINK IT TAKES AN EXPERT TO PICK THE RIGHT ONE. NOT SO. IT CAN ALL BE REDUCED TO A FEW SIMPLE GUIDELINES.

**ALL CTP TIPS ARE MADE FROM ONE OF TWO SPECIAL STEEL ALLOYS:**

**F2**, which resists softening in applications that generate high heat.

**F4**, which is through-hardened to provide consistently low wear rates throughout the life of the tip.

**STRENGTH:**  
The ability to withstand digging and penetrating shocks as well as high Brakeout forces.

**PENETRATION:**  
The ability to penetrate tough material, when it's tightly compacted, rocky or frozen

**WEAR LIFE:**  
The ability to withstand wearing, scouring, and abrasive action of the material being handled



**PENETRATION:**

- Use in densely compacted material such as clay.
- Gives maximum penetration.
- Self-sharpening.

**SHORT:**

- Use in high-impact and pry-out work such as rock.
- Extremely strong.

**LONG:**

- Use in most general applications where Brakeage is not a problem.
- Extremely strong.

**HEAVY DUTY LONG:**

- Use in general loading and excavation work.
- Provides extended wear and strength.



**HEAVY DUTY ABRASION:**

- Use when working in sand, gravel and shot rock.
- Maximum wear material.

**HEAVY DUTY LONG:**

- Use for better penetration.
- Increased wear life (same as Heavy Duty).

**HEAVY DUTY PENETRATION:**

- Use in high-impact, hard-to-penetrate material.
- Extended wear life.

**ROCK CHISEL:**

- 3 to 5 times more wear life than standard.



**SIDE PIN TEETH**

Picture	Type	Description	J200	J225	J250	J300	J350	J400	J450 / J460	J550	J600	J700	J800
	ABRASION	Extra metal for longer wear life	4T2203						9N4453				6I8803
	CENTER SHARP	Applications that require use in densely compacted material such as clay	9W8209			9W8309	9W2359	6Y5409	7T8459	9W6559	1078609		
	HEAVY DUTY ABRASION	Extra metal for longer wear life			9N4253	9N4303	9N4353	7T3403		1386552 / 6Y2553		9U9703	
	HEAVY DUTY LONG	3 to 5 times more wear life than standard tips		8E4222	9N4252	9N4302	9N4352	8E4402	9N4452	9N4552	7Y0602		
	HEAVY DUTY PENETRATION	3 to 5 times more wear life than standard tips				1359300	1441358	1359400	1386451		1359600	1359700	
	HEAVY DUTY ABRASION	Extra metal for longer wear life									6I6603		1359800
	LONG	For use in most general applications where Brakeage is not an issue	1959209 / 1U3202	6Y3222	1U3252	1U3302	1U3352	1681401 / 7T3402	9W8452	9W8552	6I6602	4T4702	
	PENETRATION	For use in densely compacted material (such as clay)	1U3209	6Y8229	9J4259	9J4309	9J4359	6Y7409	9W8459	9W8559	7I7609	4T4709	
	PENETRATION PLUS	Offers the perfect combination of strength and a prolonged penetration wear life				1835300	1681359	1681409	1590459	1590559		1711709	
	SHARP CENTER	Use for severe digging in rock and frost			9W8259								
	SHORT	For high-impact jobs and pry-out work (such as rock)	1U3201		1U3251	1U3301	1U3351	7T3401	9W8451	9W8551			
	TWIN SHARP	Use for severe digging in rock and frost	1358208	1358258		1359308	1359357	1359408	1386458				
	WIDE	Applications that require a clean floor/ less spillage			2085254	1073300	1073350	1073400	1073450				
	V SERIES	More penetration with extended lifespan	1U3202V	6Y3222V	1U3252V								
	STANDARD PIN	Standard pin	8E6208	6Y3228	8E6258	1073308	1140358		6Y2527	1073378	1139608		
	STANDARD RETAINER	Standard retainer	8E6209		8E6259	8E6259	8E6359		8E6359	8E5559	6I6609		
	HEAVY DUTY PIN	Heavy duty pin		1324762	1324763	1324766	1140358	1167408	1140468	1073378	1139608	1134708	1341808
	HEAVY DUTY RETAINER	Heavy duty retainer		1495733	1495733	1495733	1140359	1167409	1073469	1078559	1139609	1134709	1341809

For Reference: 3.0" = J300 Family - 3.5" = J350 Family - 5.5" = J550 Family. The last Three digits describe the family.

**SIDE PIN TEETH REFERENCE CHART**

Family	Pocket Size	Machines
J200	20=2.0"	416, 426, 428, 436, 910, 931, 935, 307
J250	25=2.5"	916 - 930, 936, 941, 943, 951, 953, 205 THRU 214, 225, 229, 311, 312, 320
J300	30=3.0"	950, 953B THRU 966, E180, 215, 235, 205 THRU 214, 315, 320, 322
J350	35=3.5"	966B, 977, 980, E180, E240, 213B, 215 THRU 229, 320,322,325,330
J400	40=4.0"	980G,322,325,330
J450	45=4.5"	983, 988, 988B, 225, 229, E300, 235, 325, 330, 345, 350
J550	55=5.5"	988G, 992, 235, 245, 345, 350, 375
J600	60=6.0"	990, 992
J700	70=7.0"	992, 994
J800	80=8.0"	994

For Reference: 3.0" = J300 Family - 3.5" = J350 Family - 5.5" = J550 Family. The last Three digits describe the family.



**ADAPTERS FOR EXCAVATOR/BACKHOE/SCRAPERS**

Part No.	Description	Application
1038115	ADAPTER	GENERAL
1073404	ADAPTER-TIP	980G, 980G II
1140465	ADAPTER-TIP	345B II, 980G, 980G II, 986H, 988B, 988F, 988F II, 988G
1140466	ADAPTER-TIP	345B II, 980G, 980G II, 986H, 988B, 988F, 988F II, 988G
1193204	ADAPTER STRAP	416B, 416C, 416D, 420D, 422E, 424D, 426B, 426C, 428C, 428D, 428E, 432D, 432E, 434E, 436B, 436C, 438B, 438C, 442D, 442E, 444E
1193205	ADAPTER STRAP	303.5, 303.5D, 303.5E, 303E CR, 304C CR, 304D CR, 304E, 305.5E, 305C CR, 305E, 308E, 416B, 416C, 416D, 420D, 422E, 424D, 426B, 426C, 428B, 428C, 428D, 428E, 432D, 432E, 434E, 436B, 436C, 438C, 442D
1193253	ADAPTER-TIP	307C, 308C, 311, 311B, 311C, 311D LRR, 311F LRR, 312, 312B, 312B L, 312C, 312C L, 312D, 312D L, 312D2, 312D2 GC, 312D2 L, 312E, 312E L, 313B, 313D, 313D2, 313D2 LGF, 314C, 314D CR, 314D LCR, 314E CR
1590464	ADAPTER-TIP	322B L, 322B LN, 322C, 323D L, 323D2 L, 324D, 324D L, 325B L, 325C, 325D, 326D L, 329D, 330, 330B, 330B L, 330C, 330C L, 330D, 330D L, 336D, 336D2, 336E, 336E H, 336E L, 340D L, 340D2 L, 345B II
1590465	ADAPTER-TIP	322B L, 322B LN, 322C, 323D L, 323D2 L, 324D, 324D L, 325B L, 325C, 325D, 326D L, 329D, 330, 330B, 330B L, 330C, 330C L, 330D, 330D L, 336D, 336D2, 336E, 336E H, 336E L, 340D L, 340D2 L, 345B II, 345B
1590466	ADAPTER-TIP	322B L, 322B LN, 322C, 323D L, 323D2 L, 324D, 324D L, 325B L, 325C, 325D, 326D L, 329D, 330, 330B, 330B L, 330C, 330C L, 330D, 330D L, 336D, 336D2, 336E, 336E H, 336E L, 340D L, 340D2 L, 345B II, 345B
1711704	ADAPTER-TIP	385B, 385C, 385C FS, 5090B, 992G
1959204	ADAPTER-TIP	416C, 416D, 420D, 424D, 426C, 428C, 428D, 430D, 432D, 436C, 438C, 438D, 442D
2011234	ADAPTER	307D, 308D, 416C, 416D, 416E, 416F, 420D, 420E, 420F, 422E, 424D, 428C, 428D, 428E, 428F, 430D, 430E, 430F, 432D, 432E, 432F, 434E, 434F, 442D, 442E, 444E, 444F
1U0307	ADAPTER-STRAP	315, 315B L, 317, 317B LN, 950, 953B, 953C
1U1254	ADAPTER	205, 205B, 206, 206B, 211B, 212, 212B, 914G, 916, 918F, 920, 924G, 924GZ, 924H, 924HZ, 924K, 926, 926A, 928G, 928HZ, 930, 930G, 930K, 936, 936F, 938F, 938G, 941, 943, 951B, 953, G926, G936, IT12
1U1304	ADAPTER	235B, 936F, 938F, 938G, 938G II, 950, 950B, 950B/950E, 950F, 950F II, 950G, 950G II, 953B, 953C, 955L, 960F, 962G, 962G II, 963
1U1350	ADAPTER	213B, 214B, 224B, 950B, 950B/950E, 950F, 950F II, 950G, 950G II, 950H, 960F, 962G, 962G II, 962H, 966C, 966D, 966F, 966F II, 973, 973C, 980C, 980F
1U1354	ADAPTER	245, 245D, 963B, 963C, 966D, 966F, 966F II, 966G, 966G II, 966H, 966K, 970F, 972G, 972G II, 972H, 973, 973C
1U1355	ADAPTER	GENERAL
1U3630	ADAPTER	D10, D9L
3G0169	ADAPTER	205, 205B, 206, 206B, 211B, 212, 212B
3G6305	ADAPTER (R.H.)	215

Part numbers are used for reference purposes only.

Costex Tractor Parts Copyright © 2023. All rights reserved.



ADAPTERS FOR EXCAVATOR/BACKHOE/SCRAPERS (CONT.)

Part No.	Description	Application
3G6306	ADAPTER (L.H.)	215
3G8354	ADAPTER	215, 225, 229
3G8355	ADAPTER (R.H.)	215, 225, 229
3G8356	ADAPTER (L.H.)	215, 225, 229
3G9494	ADAPTER	245, 988G, 990, 992C, 992D
4T1204	ADAPTER	416C, 416D, 420D, 422E, 424D, 428C, 428D, 428E, 432D, 432E, 434E, 438D, 442D, 442E, 444E, 910E, IT12, IT12B, IT14G
4T9776	ADAPTER	325, 330 L, E240C, E300B, EL240B
6I6354	ADAPTER-TIP	315B, 315B FM L, 315C, 315D L, 316E L, 318B, 318C, 318D L, 318D2 L, 319C, 320, 320 L, 320B, 320B L, 320B U, 320C, 320C L, 320D, 320D GC, 320D L, 320D LRR, 320D RR, 320D2, 320D2 GC, 320D2 L, 320E
6I6355	ADAPTER-TIP	315B, 315B FM L, 315C, 315D L, 316E L, 318B, 318C, 318D L, 318D2 L, 319C, 320, 320 L, 320B, 320B U, 320C, 320C L, 320D, 320D GC, 320D L, 320D LRR, 320D RR, 320D2, 320D2 GC, 320D2 L, 320E LN, 321B
6I6356	ADAPTER-TIP	315B, 315B FM L, 315C, 315D L, 316E L, 318B, 318C, 318D L, 318D2 L, 319C, 320, 320 L, 320B, 320B U, 320C, 320C L, 320D, 320D GC, 320D L, 320D LRR, 320D RR, 320D2, 320D2 GC, 320D2 L, 320E LN, 321B
6I6404	ADAPTER-2 STRAP	231D, 320 L, 320B, 320C, 320D, 320D GC, 320D L, 320D LRR, 320D2, 321C, 322, 322 FM L, 322 LN, 322B L, 322B LN, 322C, 323D L, 323D2 L, 324D, 324D L, 324E, 324E L, 324E LN, 325, 325 L, 325 LN, 325B
6I6405	ADAPTER-2 STRAP	231D, 320 L, 320B, 320C, 320D, 320D GC, 320D L, 320D LRR, 320D2, 321C, 322, 322 FM L, 322 LN, 322B L, 322B LN, 322C, 323D L, 323D2 L, 324D, 324D L, 324E, 324E L, 324E LN, 325, 325 L, 325 LN, 325B
6I6406	ADAPTER-2 STRAP	231D, 320 L, 320B, 320C, 320D, 320D GC, 320D L, 320D LRR, 320D2, 321C, 322, 322 FM L, 322 LN, 322B L, 322B LN, 322C, 323D L, 323D2 L, 324D, 324D L, 324E, 324E L, 324E LN, 325, 325 L, 325 LN, 325B
6I6554	ADAPTER-2 STRAP	235D, 324D, 324D L, 329D L, 330, 330 FM L, 330 L, 330B L, 330C, 330C L, 336D, 336D2, 340D L, 340D2 L, 345B II, 345B L, 345C, 345D, 345D L, 349D, 349D L, 349E, 349E L, 350, 365B, 365B II, 365B L, 365C
6I6555	ADAPTER-2 STRAP	235D, 324D, 324D L, 329D L, 330, 330 FM L, 330 L, 330B L, 330C, 330C L, 336D, 336D2, 340D L, 340D2 L, 345B II, 345B L, 345C, 345D, 345D L, 349D, 349D L, 349E, 349E L, 350, 365B, 365B II, 365B L, 365C
6I6556	ADAPTER-2 STRAP	235D, 324D, 324D L, 329D L, 330, 330 FM L, 330 L, 330B L, 330C, 330C L, 336D, 336D2, 340D L, 340D2 L, 345B II, 345B L, 345C, 345D, 345D L, 349D, 349D L, 349E, 349E L, 350, 365B, 365B II, 365B L, 365C
6I6604	ADAPTER-TIP	345B II, 365B, 365B II, 365C, 375, 375 L, 385B, 385C, 385C
6I6605	ADAPTER-TIP	345B II, 365B, 365B II, 365C, 375, 375 L, 385B
6I6606	ADAPTER-TIP	345B II, 365B, 365B II, 365C, 375, 375 L, 385B
6I8804	ADAPTER	375 L, 385B, 385C, 385C L, 994, 994D, 994F, 994H
6Y3224	ADAPTER-TIP	307, 307B, 307C, 308C, 308E CR, 308E SR, 416D, 420D, 430D, 446, 446B, 446D, E70B
8E0465	ADAPTER-RH	GENERAL
8E0466	ADAPTER-LH	GENERAL
8E2184	ADAPTER	416C, 426C, 428C, 436C, 438C
8E8418	ADAPTER	D8L, D9N
8E9490	ADAPTER-TIP	311C, 311D LRR, 311F LRR, 312C L, 312D, 312D L, 312D2, 312D2 GC, 312D2 L, 312E, 312E L, 313B, 313D, 313D2, 314C, 314D LCR, 314E CR, 314E LCR, 315, 315B, 315B L, 315C, 315D L, 316E L, 317, 317B LN
8J7525	ADAPTER	416, 416B, 416C, 426, 426B, 426C, 428, 428B, 428C, 436, 436C, 438, 438C, 931, 931B
9J2307	ADAPTER STRAP	615, 615C, 623E, 623F, 623G
9J4207	ADAPTER-STRAP	312, 312B L, 312C, 315B L, 320B, 910, 910E, 910K, 914G, 914K, 931B, IT12B, IT14F, IT14G, IT14G2
9J8455	ADAPTER	613, 613C, 613C II, 613G
9J8929	ADAPTER	205B, 206B, 211B, 212B, 213B, 214B, 224B, 950, 955K
9U9694	ADAPTER	20D, 320D GC, 320D L, 320D LRR, 320D RR, 325
9W1304	ADAPTER-STRAP	215B, 215C, 215D, E140, E180, E200B

ADAPTER FOR KOMATSU® EXCAVATOR

Part No.	Description	Application
205-70-68141	ADAPTER (WELDED)	KOMATSU® PC200, PC220, PC300



ADAPTERS FOR LOADERS

Part No.	Description	Application
1073554	ADAPTER-TIP	980G II, 980H, 980K, 988F II, 988G, 990, 990 II, 990H, 992C, 992D, 992G
1073555	ADAPTER-TIP	988F II, 988G, 990, 990 II, 990H, 992D, 992G
1073556	ADAPTER-TIP	988F II, 988G, 990, 990 II, 990H, 992D, 992G
1140464	ADAPTER	972H, 972K, 973C, 973D, 980G, 980G II, 986H, 988B, 988F, 988F II, 988G, 988H
1258404	ADAPTER	980C, 980F, 980F II, 980G, 980G II
1258405	ADAPTER-TIP	980C, 980F, 980F II, 980G, 980G II
1258406	ADAPTER-TIP	980C, 980F, 980F II, 980G, 980G II
1359354	ADAPTER-TIP	966F II, 966G, 966G II, 966H, 966M, 972G, 972G II, 972H, 972M
1359355	ADAPTER-RH	966F II, 966G, 966G II, 966H, 966M, 972G, 972G II, 972H, 972M
1359356	ADAPTER-LH	966F II, 966G, 966G II, 966H, 966M, 972G, 972G II, 972H, 972M
1U0257	ADAPTER-STRAP	920, 924F, 924G, 924GZ, 924H, 924HZ, 924K, 926, 928G, 928HZ, 930G, 930K, 936F, 938F, 938G, 938G II, 938H, 938K, 939, 939C, 953, 953C, G936, IT12B, IT24F, IT28F, IT28G, IT38F, IT38G, IT38G II, IT38H
1U1351	ADAPTER (R.H.)	950B, 950B/950E, 950F, 950F II, 950G, 950G II, 950H, 960F, 962G, 962G II, 962H, 966C, 966D, 966F, 966F II, 973, 973C, 980C, 980F
1U1352	ADAPTER (L.H.)	950B, 950B/950E, 950F, 950F II, 950G, 950G II, 950H, 960F, 962G, 962G II, 962H, 966C, 966D, 966F, 966F II, 973, 973C, 980C, 980F
1U1357	ADAPTER	973, 973C, 980C, 980F, 980F II
1U1358	ADAPTER-STRAP-LH	973, 973C, 980C, 980F, 980F II
1U1359	ADAPTER-STRAP-RH	973, 973C, 980C, 980F, 980F II
1U2208	ADAPTER-STRAP-LH	910, 910E, 910K, 914G, 914K, 931B, IT12B, IT14F, IT14G, IT14G2
1U2209	ADAPTER-STRAP-RH	910, 910E, 910K, 914G, 914K, 931B, IT12B, IT14F, IT14G, IT14G2
3G1357	ADAPTER	977K, 977L
3G3357	ADAPTER	960F, 963B, 963C, 966D, 966F, 966F II, 966G, 966G II, 966H, 970F, 972G, 972G II, 973, 973C, 977L
3G4258	ADAPTER-STRAP	920, 924F, 924G, 924GZ, 926, 936F, 938F, 939, 939C, 953, 953C, G936, IT12B, IT24F, IT28F, IT28G, IT38F
3G4259	ADAPTER-STRAP	920, 924F, 924G, 924GZ, 926, 936F, 938F, 939, 939C, 953, 953C, G936, IT12B, IT24F, IT28F, IT28G, IT38F
3G4308	ADAPTER-STRAP-LH	950, 950B, 950B/950E, 950F, 950F II, 953B, 953C, 955L, 960F, 963, 963B, 963C, 966F II
3G4309	ADAPTER-STRAP-RH	950, 950B, 950B/950E, 950F, 950F II, 953B, 953C, 955L, 960F, 963, 963B, 963C, 966F II
3G5307	ADAPTER	966C
3G5358	ADAPTER-STRAP	960F, 963B, 963C, 966D, 966F, 966F II, 966G II, 970F, 972G II, 973, 973C, 977L
3G5359	ADAPTER-STRAP	960F, 963B, 963C, 966D, 966F, 966F II, 966G II, 970F, 972G II, 973, 973C, 977L
3G8308	ADAPTER (L.H.)	966C
3G8309	ADAPTER (R.H.)	966C
3G9307	ADAPTER	966C
4T4307	ADAPTER-STRAP	938G II, 950B, 950B/950E, 950F, 950F II, 950G, 950G II, 950H, 955L, 960F, 962G, 962G II, 962H, 963, 963B, 963C, 966F II, 966G, 966H, 972G, 972H
6I8243	ADAPTER-TIP	980G, 980G II
6I8244	ADAPTER-TIP	980G, 980G II
6I9250	ADAPTER-LH	918F, 924F, 924G, 924GZ, 924H, 924HZ, 924K, 928F, 928G, 928HZ, 930G, 930K, 938F, 938G, 938G II, 938H, 938K, 939, 939C, IT12B, IT18F, IT28F, IT28G, IT38G, IT38G II, IT38H
6I9251	ADAPTER-TIP	918F, 924F, 924G, 924GZ, 924H, 924HZ, 924K, 928F, 928G, 928HZ, 930G, 930K, 938F, 938G, 938G II, 938H, 938K, 939, 939C, IT18F, IT28G, IT38G, IT38G II, IT38H
6I9898	ADAPTER-TIP	980G, 980G II
8E0464	ADAPTER	988B, 988F, 988H
8E3464	ADAPTER-STRAP	988B, 988F, 988F II
8E3465	ADAPTER-STRAP	988B, 988F
8E3466	ADAPTER-STRAP	988B, 988F

ADAPTERS FOR LOADERS (CONT.)

Part No.	Description	Application
8E5308	ADAPTER-STRAP	938G II, 950F, 950F II, 950G, 950G II, 950H, 960F, 962G, 962G II, 962H, 966G, 966H, 972G, 972H
8E5309	ADAPTER-STRAP	938G II, 950F, 950F II, 950G, 950G II, 950H, 960F, 962G, 962G II, 962H, 966G, 966H, 972G, 972H
8E5358	ADAPTER-LH	966G, 966G II, 966H, 972G, 972G II
8E5359	ADAPTER-RH	966G, 966G II, 966H, 972G, 972G II
8J6397	ADAPTER-CORNER	988, 988B

RIPPER SHANKS

CTP Ripper Shanks are made of Chrome -Moly alloy steel, a wear resistant material with superior hardness to ensure maximum strength.




Part No.	Description	Pin	Retainer	Tip	Application
1049277	SHANK AS-RIPPER	3532600	3400583	3572712	D11N, D11R, D11T
1073485	SHANK AS				D8K, D9
1073486	SHANK AS				8D, 9D, D9H
1144503	SHANK AS-RIPPER	4160246	4549601	3801207	D9R, D9T
1182140	SHANK AS-RIPPER	6Y1204	6Y1202	4T5501	D10R, D10T, D10T2, D11R
1380797	SHANK-RIPPER	1140358	1140359	6Y0359	24H, 24M
1U1257	SHANK-RIPPER	3G6049	1495733	9J4259	943, 953, 953B, 953C, 953D, D3G, D3K XL, D3K2 LGP, D4G, D4K XL, D4K2 XL, D5G, D5K LGP, D5K2 XL
5B6251	SHANK-TOOTH				12E, 12F, 12G, 14E
7J2459	SHANK ASSEM.	4J5240	4J5241	7J3312	D7F
8E5339	SHANK AS-RIPPER	6Y3394	8E4743	9W2451	D9N, D9R
8E5340	SHANK AS-RIPPER	6Y3394	8E4743	9W2451	D8N, D8R, D8R II, D8T
8E5342	SHANK AS				D8L
8E5346	SHANK AS-RIPPER	6Y3394	8E4743	9W2452	D10N, D10R, D10T, D10T2, D8N, D8R, D8R II, D8T, D9N, D9R, D9T
8E5347	SHANK AS-RIPPER	6Y3394	8E4743	9W2451	D8N, D8R, D8R II, D8T
8E8411	SHANK AS-RIPPER	6Y1204	6Y1202	4T4501	D10N
8E8414	SHANK AS-RIPPER	6Y1204	6Y1202	4T5502	D10N, D9R
8E8415	SHANK AS-RIPPER	3G6509	6Y1202	4T5502	854G, D10N, D10R, D10T, D10T2
8J5299	SHANK-RIPPER	8E6208	8E6209	1U3202	120H, 120H ES, 120H NA, 120K, 120K 2, 120M, 120M 2, 135H, 135H NA, 140M, 931B, 933, 933C, 939, 939C, D3C III, D4C III, D5C III
9F5124	SHANK				120B, 120G, 120H, 12E, 12F, 12G, 12H NA, 130G, 140B, 140G, 140H NA, 14E, 160G, 950
9J3139	SHANK-RIPPER	8E6358	1U2405	6Y0359	16G, 16H, 16H NA, 16M, 24H, 977, D5B, D5E, D5H, D5H XL, D5R LGP, D6D, D6E, D6G, D6G SR, D6G2 XL, D6H, D6H XL, D6M, D6N, D6N LGP, D6R, D6R II, D6R III, D6R STD, D6T, D6T LGP, D6T LGPPAT, D6T XL
9J6586	SHANK	2K6413	1140359	6Y0309	120K, 120M, 120M 2, 12G, 12H, 12H ES, 12H NA, 12K, 12M, 12M 2, 12M 3, 12M 3 AWD, 130G, 140B, 140G, 140H, 140H ES, 140H NA, 140K, 140K 2, 140M, 140M 2, 140M 3, 140M 3 AWD, 143H, 14G, 14H, 14H NA
9J8913	SHANK-RIPPER	8J1433	8J1431	7J7500	12G, 130G, 941, 963, 963B, 963C, 963D, D4E, D4H, D4H XL, D5M, D5N, D6K LGP, D6K2, D6K2 LGP
9J8923	SHANK-RIPPER	9J2358	1U2405	9J8920	16G, 973, 973C, 973D, 977, D5H, D5H XL, D5R LGP, D6D, D6H, D6H II, D6H XL, D6H XR, D6M, D6N, D6N LGP, D6R, D6R II, D6R III, D6R STD, D6T, D6T LGP, D6T LGPPAT, D6T XL
9W7382	SHANK	9W2678	1U2405	6Y0359	D7E, D7E LGP, D7G, D7G2, D7H, D7R, D7R II, D7R XR



SHANK PROTECTORS

Part No.	Description	Pin	Retainer	Tip	Application
8E1848	PROTECTOR	4T2479	6J8811	9W2451	320D, 320D GC, 320D L, 320D LRR, 320D RR, D8L, D8N, D8R, D8R II, D8T, D9N, D9R, D9T
9W8365	PROTECTOR	6Y3909	4T4707	4T4501	329D L, 345C, 345C L, 345D L, 854G, D10N, D10R, D10T, D10T2, D9R, D9T
6J8814	PROTECTOR	6Y3394	8E4743	6J8812 or 6J8813	8B, 8D, 9B, D8K, D8L, D9H
6Y8960	PROTECTOR	6Y1204	6Y1202	4T5501	D10R, D10T, D10T2, D11N, D11R, D11T
1122494	PROTECTOR-SIDEBAR	1320998	1320999		330B L, 330C L, 336D, 345B, 345B II, 345B L, 345C, 345D, 345D L, 349D, 349D L, 349E, 350, 365B, 365B L, 375 L



RIPPER TEETH

Ripper teeth are used in very hostile environments, making it necessary to utilize a quality product. CTP Branded ripper teeth provide rapid penetration and aggressive ripping angle, along with increased impact resistance. Penetration teeth are used in conditions where soil penetration is difficult. Centerline teeth are used in conditions where penetration does not present a problem.

Part No.	Description	Pin	Lock	Application
6Y0309	PENETRATION	1368308	1140359	951, 955, 140, 140G
9W2451	CENTERLINE SHORT	6Y3394	8E4743	D8, D8K, D8L, D8N, D8R, D9, D9H, D9N, D9R
9W2452	CENTERLINE INTERMEDIATE	4T2479	5J3576	D8, D8K, D8L, D8N, D8R, D9, D9H, D9N, D9R
4T5452	PENETRATOR INTERMEDIATE	6Y3394	8E4743	D8, D8K, D8L, D8N, D8R, D9, D9H, D9N, D9R
6Y0352	CENTERLINE INTERMEDIATE	1140358	1140359	D5, D6, D7, 973, 977, 983, 14G, 16G
6Y0359	PENETRATOR LONG	1140358	1140359	D5, D6, D7, 973, 977, 983, 14G, 16G
4T4453	CENTERLINE LONG	6Y3394	8E4743	D8, D8K, D8L, D8N, D8R, D9, D9H, D9N, D9R
4T4501	CENTERLINE SHORT	6Y1204	6Y1202	D9L, D10, D11
4T4502	CENTERLINE INTERMEDIATE	6Y1204	6Y1202	D9L, D10, D11
4T5501	PENETRATOR SHORT	6Y1204	6Y1202	D9L, D10, D11
4T5502	PENETRATOR SHARP	6Y1204	6Y1202	D9L, D10, D11
4T5503	PENETRATOR LONG	1029062	N/A	D9L, D10, D11
8E8503	CENTERLINE LONG	6Y1204	6Y1202	D9L, D9R, D9T, D10, D10N, D10R, D10T, D11
9W4552	CENTERLINE INTERMEDIATE	9N4245	6Y1205	D11
9W4551	CENTERLINE SHORT	9N4245	6Y1205	D11
6Y3552	PENETRATOR INTERMEDIATE	9N4245	6Y1205	D11

SHANK TIPS

Part No.	Description	Application
1U3201	TIP-SHORT	205, 206, 212, 416, 416B, 426, 426B, 428, 428B, 436, 436B, 438, 438B, 910, 931B, 933, 939, D3C III, D4C III, D5C III
1U3202	TIP-LONG	120H, 120H ES, 120H NA, 120K, 120K 2, 120M, 120M 2, 135H, 135H NA, 140M, 205, 206, 212, 303.5, 303.5C, 303.5D, 303.5E, 303C CR, 303E CR, 304, 304.5, 304C CR, 304D CR, 304E, 305, 305.5E, 305C CR, 305E
1U3209	TIP-PENETRATION	205, 206, 212, 416, 416B, 416C, 426, 426B, 426C, 428, 428B, 428C, 436, 436B, 436C, 438, 438B, 438C
1U3251	TIP-SHORT	205, 206, 212, 311, 311B, 311C, 312, 312B, 312B L, 312C, 312C L, 312D, 313B, 314C, 315, 317, 916, 924F, 924G, 924GZ, 924H, 924HZ, 924K, 926, 928G, 928HZ, 930G, 930K, 936F, 938F, 938G, 938G II
5B6251	SHANK-TOOTH	12E, 12F, 12G, 14E
9J4259	TIP-PENETRATION	205, 206, 212, 307C, 308C, 311, 311B, 311C, 312B, 312B L, 312C, 312C L, 312D, 312D2, 312D2 L, 312E, 314C, 316E L, 926, 936F, 938G II, 938H, 943, 953, 953B, 953C, 953D, D3G, D3K XL, D3K2 LGP, D4G, D4K



## SHANK TIPS (CONT.)

Part No.	Description	Application
9W8209	TIP-PENETRATION	416, 416B, 416C, 426, 426B, 426C, 428, 428B, 428C, 436, 436B, 436C, 438, 438B, 438C
9W8259	TIP-PENETRATION	307C, 308C, 311, 311B, 311C, 312B, 312C L, 312D, 314C, E110B, E120B, E200B, E240C, EL240B, M312, M315

## G.E.T. PINS

Part No.	Application
1140358	16H, 16H NA, 16M, 225D, 245B, 24H, 24M, 315C, 315D L, 316E L, 318B, 318C, 318D L, 318D2 L, 320 L, 320B, 320C, 320D, 320D GC, 320D L, 320D LRR, 320D RR, 320D2, 320D2 GC, 320E, 320E RR, 321D LCR, 322
1368308	120K, 120M, 120M 2, 12G, 12H, 12H ES, 12H NA, 12K, 12M, 12M 2, 12M 3, 12M 3 AWD, 130G, 140G, 140H, 140H ES, 140H NA, 140K, 140K 2, 140M, 140M 2, 140M 3, 140M 3 AWD, 143H, 14G, 14H, 14H NA, 14M, 160H
2K6413	120K, 120M, 120M 2, 12E, 12F, 12G, 12H, 12H ES, 12H NA, 12K, 12M, 12M 2, 12M 3, 12M 3 AWD, 130G, 140B, 140G, 140H, 140H ES, 140H NA, 140K, 140K 2, 140M, 140M 2, 140M 3, 140M 3 AWD, 143H, 14G, 14H
3G6509	10, 854G, D10, D10N, D10R, D10T, D10T2, D11N, D11R, D11T, D9L
4J5240	D7E, D7E LGR, D7F, D7G, D7G2, D7H, D7R, D7R II, D7R XR
6J6680	8B, 8D, 9B, D8L, D8N, D8R, D8R II, D8T, D9N, D9R, D9T
6Y3394	320D, 320D GC, 320D L, 320D LRR, 320D RR, 325, 330 L, 375 L, D8N, D8R, D8R II, D8T, D9N, D9R, D9T
6Y3909	329D L, 345C, 345C L, 345D L
7K9535	825B
8E2229	GENERAL
8E6208	120H, 120H ES, 120H NA, 120K, 120K 2, 120M, 120M 2, 135H, 135H NA, 140M, 30/30, 303.5, 303.5C, 303.5D, 303.5E, 303C CR, 303E CR, 304, 304.5, 304C CR, 304D CR, 304E, 305, 305.5E, 305C CR, 305E, 307C
8E6258	307C, 308C, 311, 311B, 311C, 311D LRR, 311F LRR, 312B, 312C, 312C L, 312D, 312D2, 312D2 GC, 312E, 313B, 313D, 313D2, 313D2 LGR, 314C, 314D LCR, 314E CR, 314E LCR, 315C, 316E L, 320B, 320C, 320C L
8E6358	16G, 16H NA, 215B, 227, 229D, 235C, 235D, 24H, 320B, 322B L, 325, 325 L, 325B L, 330 L, 950B, 963B, 963C, 966F, 970F, 980C, 980F, D5E, D5H, D5H XL, D6E, D6G SR, D6H, D6H II, D6H XL, D6H XR, D6M, D6R
8J2190	16G, 16H, 16H NA, 16M, 24H, 24M, 973, 973C, 973D, 977, D5B, D5E, D5H, D5H XL, D5R LGR, D6D, D6E, D6G, D6G SR, D6G2 XL, D6H, D6H II, D6H XL, D6H XR, D6M, D6N, D6N LGR, D6R, D6R II, D6R III, D6R STD
9N4245	374D L, D11N, D11R, D11T
1U0739	990, 990 II, 992C, 992D, 994F, 994H
1029062	854G, D10N, D10R, D10T, D10T2, D11N, D11R, D11T, D9R
1073308	215B, 311C, 311F LRR, 312C L, 312D, 312D L, 312D2, 312D2 GC, 312E, 312E L, 313D, 313D2, 314C, 314E CR, 314E LCR, 315, 315B L, 315C, 315D L, 316E L, 317, 317B LN, 318B, 318C, 318D L, 318D2 L, 320B
1073378	235C, 245B, 245D, 324D, 328D LCR, 330, 330B L, 330C L, 336D, 336D2, 340D L, 340D2 L, 345B II, 345B L, 345C, 345C L, 345D, 345D L, 349D, 349D L, 349E, 349E L, 350, 365B, 365B II, 365B L, 365C, 365C L
1134708	345C L, 365B, 374D L, 374F L, 375, 375 L, 385B, 385C, 385C FS, 385C L, 390D, 5080, 5090B, 992C, 992G, 994, 994D, 994F
1139608	345B II, 345C L, 350, 365B, 365B II, 365C, 365C L, 374D L, 375, 375 L, 385B, 385C, 385C L, 390D, 5080, 5110B, 5230, 980G, 988H, 988K, 990, 990 II, 990H, 992G
1140468	235C, 322B L, 322B LN, 322C, 323D L, 323D2 L, 324D, 325 L, 325B L, 325C, 325D, 326D L, 329D, 329D L, 330, 330B, 330B L, 330C, 330C L, 330D, 330D L, 336D, 336D2, 336E, 336E H, 340D L, 340D2 L, 345B II
1167408	231D, 320B, 320C, 320C FM, 320D, 320D GC, 320D L, 320D2, 321C, 322, 322B L, 322B LN, 322C, 323D L, 323D2 L, 324D, 324D L, 324E, 325 L, 325B, 325B L, 325C, 325D, 325D L, 326D L, 329D, 329D L, 329E, 330
1320998	330B L, 330C L, 330D L, 336D, 336D L, 336D2, 336D2 L, 336E LN, 340D L, 340D2 L, 345B, 345B II, 345B L, 345C, 345D, 345D L, 349D, 349D L, 349E, 349E L, 349E L VG, 349F L, 350, 365B, 365B II, 365B L
1324762	307C, 307D, 446B
1324763	311C, 311D LRR, 312, 312B L, 312C, 312C L, 312D, 312D L, 312D2, 312D2 GC, 312D2 L, 312E, 314D CR, 314D LCR, 315, 316E L, 317, 320B, 320C, 325B L, 330B L, 613C, 613C II, 613G, 914G, 924F, 924G, 924GZ
1324766	312D, 312D L, 312D2 L, 315C, 317B LN, 318B, 318C, 320 L, 320B, 320C, 321D LCR, 322B L, 322B LN, 322C, 325B L, 325C, 330, 330 FM L, 950F, 950G, 953C, 963, 963C, M312, M315, M318, M320
1330738	330B L, 330D L, 336D, 336E, 336E H, 345B, 345B II, 345B L, 350, 365B, 365C, 374D L, 375, 375 L, 5110B, 834G, 834H, 972H, 972K, 973D, 988F, 988F II, 988G, 988H, 990 II, 990H, 990K, 992C, 992D, 992G
1341808	375 L, 385B, 390D, 994, 994D, 994F



## G.E.T. PINS (CONT.)

Part No.	Application
1359292	950K, 962K, 966G, 966G II, 966H, 966K, 966M XE, 972G, 972G II, 972H, 972K, 972M, 972M XE, 980G, 980G II, 980H, 980K
1359350	980G, 980G II, 980H, 980K, 980M, 982M, 986H, 988B, 988F, 988F II, 988G, 988H
1807811	307C, 308C, 312C L
1957200	416C, 416D, 420D, 424D, 426C, 428C, 428D, 430D, 432D, 436C, 438C, 438D, 442D, D6R
2011238	307D, 308D, 416C, 416D, 416E, 416F, 420D, 420E, 420F, 422E, 422F, 424D, 428C, 428D, 428E, 428F, 430D, 430E, 430F, 432D, 432E, 432F, 434E, 434F, 442D, 442E, 444E, 444F
2755982	318C, 320C, 320D, 320D GC, 320D L, 320D LRR, 320D RR, 320D2, 320E, 320E L, 321C, 321D LCR, 322B L, 322C, 323D L, 323D2 L, 324D, 324D L, 324E L, 324E LN, 325B L, 325C, 325D, 325D L, 326D L, 329D, 329D
3K0001	12E, 933, 951, 955C, 955H
4K0032	16, 623B, 950, 951, 966C, 977, 977H, 977K, 977L, 980B, 988
4K0033	633, 966C, 977, 977K, 977L, 980, 980B, 983, 988
4K0043	12E, 12F, 613, 920, 930, 941, 950, 951, 951B, 955, 955H, 955K, 955L, 966C, 977K, 980
4T2479	325, 325 LN, 330 L, 8D, D8L, D8N, D8R, D8R II, D8T, D9N, D9R, D9T, E240C, E300B, EL240B
5K1459	120G, 120H, 120H ES, 120H NA, 120K, 120K 2, 120M, 120M 2, 12G, 12H, 12H ES, 12H NA, 12K, 12M, 12M 2, 12M 3, 12M 3 AWD, 130G, 135H, 135H NA, 140G, 140H, 140H ES, 140H NA, 140K, 140K 2, 140M, 140M 2
6J8811	8B, 8D, 8U, 9A, 9B, D7F, D8K, D8L, D8N, D9H, D9N
6K0004	983, 988, 992
6Y1204	375, 854G, D10N, D10R, D10T, D10T2, D11N, D11R, D11T, D9R, D9T
6Y2527	225, 229, 235, 235B, 235C, 235D, 245, 322C, 330C L, 973, 973C, 980C, 980F, 980F II, 988B, 988F, 988F II, E300, E300B
6Y3228	305.5E, 306, 306E, 307, 307B, 307C, 307D, 307E, 308D, 308E, 308E CR, 308E SR, 308E2 CR, 416D, 420D, 430D, 446, 446B, 446D, 450E, 450F, 931C II, 933, 933C, E70B
7T3408	231D, 245D, 320, 320 L, 320B, 322 FM L, 322B, 322B L, 322B LN, 325, 325 L, 325 LN, 325B L, 330, 330 FM L, 330 L, 330B L
8E4708	365B, 365B II, 365C, 365C L, 365C L MH, 375, 385B, 385C, 385C FS, 385C L, 5080, 5090B, 5130, 980H, 980K, 994, 994D, 994F, 994H, D11R, D11T
8J1433	12E, 130G, 931, 941

## G.E.T. PINS FOR KOMATSU®

Part No.	Application
09244-02496	HB205, HB215, PC130, PC138, PC138US, PC160, PC200, PC228, PC228US, WA250, WA320, WA320PZ
09244-02508	D135A, D155A, D155AX, D275A, D375A, D61EX, D61EXI, D65EX, D65WX, D85EX, D85MS, PC200, PC220, PC300, PC350, PC360, PC400, PC450
09244-02516	D475A, D475ASD, PC220, PC270, PC300, PC350, WA430, WA470, WA480

## G.E.T. RETAINERS

Part No.	Application
1U2405	12G, 140B, 16G, 16H NA, 227, 229, 235C, 235D, 24H, 631E, 631G, 633E, 637E, 637G, 651E, 657E, 963, 973, D5E, D5H, D5H XL, D5M, D6D, D6E, D6G SR, D6H, D6H II, D6H XL, D6H XR, D6M, D6R, D7G, D7H, E110
4T4707	329D L, 345C, 345C L, 345D L, 365B, 365B II, 365C, 365C L, 365C L MH, 375, 385B, 385C, 385C FS, 385C L, 5080, 5090B, 5130, 980H, 980K, 994, 994D, 994F, 994H, D11R, D11T
8E4743	320D, 320D GC, 320D L, 320D LRR, 320D RR, 322B L, 325B L, 330B L, 375 L, 950H, 962H, 994, 994D, D8N, D8R, D8R II, D8T, D9N, D9R, D9T
8E6259	215, 215B, 235D, 305.5E, 306, 306E, 307, 307B, 307C, 307D, 307E, 308C, 308D, 308E, 308E CR, 308E SR, 308E2 CR, 311, 311B, 311C, 311D LRR, 311F LRR, 312B, 312C, 312C L, 312D, 312D L, 312D2, 312D2 GC
1073469	235C, 322B L, 322B LN, 322C, 323D L, 323D2 L, 324D, 325 L, 325B L, 325C, 325D, 326D L, 329D, 329D L, 330, 330B, 330B L, 330C, 330C L, 330D, 330D L, 336D, 336D2, 336E, 336E H, 340D L, 340D2 L, 345B II
1078559	235C, 245B, 245D, 322B L, 324D, 325B L, 328D LCR, 330, 330B L, 330C L, 330D L, 336D, 336D2, 336E, 336E H, 340D L, 340D2 L, 345B, 345B II, 345B L, 345C, 345C L, 345D, 345D L, 349D, 349D L, 349E, 349E L





G.E.T. RETAINERS (CONT.)

Part No.	Application
1134709	345C L, 365B, 374D L, 374F L, 375, 375 L, 385B, 385C, 385C FS, 385C L, 390D, 5080, 5090B, 5110B, 992C, 992G, 994, 994D, 994F
1139609	345B II, 345C L, 350, 365B, 365B II, 365C, 365C L, 374D L, 375, 375 L, 385B, 385C, 385C L, 390D, 5080, 5110B, 5230, 988H, 988K, 990, 990 II, 990H, 992G
1140359	120K, 120M, 120M 2, 12G, 12H, 12H ES, 12H NA, 12K, 12M, 12M 2, 12M 3, 12M 3 AWD, 130G, 140G, 140H, 140H ES, 140H NA, 140K, 140K 2, 140M, 140M 2, 140M 3, 140M 3 AWD, 143H, 14G, 14H, 14H NA, 14M, 160H
1167409	231D, 320B, 320C, 320C FM, 320D, 320D GC, 320D L, 320D2, 321C, 322, 322B L, 322B LN, 322C, 323D L, 323D2 L, 324D, 324D L, 324E, 325 L, 325B, 325B L, 325C, 325D, 325D L, 326D L, 329D, 329D L, 329E, 330
1320999	318C, 320B, 320C, 320D, 320D GC, 320D L, 320D LRR, 320D RR, 320D2, 320E, 320E L, 321C, 321D LCR, 322B L, 322C, 323D L, 323D2 L, 324D, 324D L, 324E L, 324E LN, 325B L, 325C, 325D, 325D L, 326D L, 329D
1341809	375 L, 385B, 390D, 994, 994D, 994F
1495733	311C, 311D LRR, 312, 312B L, 312C, 312C L, 312D, 312D L, 312D2, 312D2 GC, 312D2 L, 312E, 314D CR, 314D LCR, 315, 315C, 316E L, 317, 317B LN, 318B, 318C, 320B, 320C, 322B L, 322C, 325B L, 325C, 330
2011239	307D, 308D, 416C, 416D, 416E, 416F, 420D, 420E, 420F, 422E, 422F, 424D, 428C, 428D, 428E, 428F, 430D, 430E, 430F, 432D, 432E, 432F, 434E, 434F, 442D, 442E, 444E, 444F
2209110	322C, 324D, 324D L, 324D LN, 325C, 325D, 325D L, 330C, 330C L, 330D L, 330D LN, 345B II, 345C, 345C L, 345D L, 980G II, 980H, 980M, 988G, 988H
2337150	349E L, 349E L VG, 365B, 365B L, 365C, 365C L, 374D L, 385B, 385C, 385C FS, 385C L, 390D, 390D L, 990 II, 990H, 990K, 992G, 992K
2862110	324D, 324D L, 324D LN, 324E LN, 325D, 325D L, 329D L, 329D LN, 329E L, 329E LN, 330D L, 330D LN, 336D L, 336D LN, 336D2, 336D2 L, 336E L, 336E LH, 336E LN, 336F L, 340D L, 340D2 L, 345C, 345C L, 345D
616609	345C, 345C L, 350, 365B, 365B II, 365B L, 365C, 365C L, 374D L, 375, 385B, 385C, 385C L, 5080, 980G
6Y1202	375, 854G, D10N, D10R, D10T, D10T2, D11N, D11R, D11T, D9R, D9T
6Y1205	374D L, D11N, D11R, D11T, D9L
8E5559	235, 245, 245D, 322 FM L, 322B L, 325, 325B L, 330, 330 L, 330B L, 350, 375, 950H, 962H, 988H, 990, 990 II, 992C, 992D, 994, 994D, 994F, 994H
8E6209	120H, 120H ES, 120H NA, 120K, 120K 2, 120M, 120M 2, 135H, 135H NA, 140M, 30/30, 303.5, 303.5C, 303.5D, 303.5E, 303C CR, 303E CR, 304, 304.5, 304C CR, 304D CR, 304E, 305, 305.5E, 305C CR, 305E, 307C
8E6359	215B, 225, 227, 229, 229D, 235, 245, 320B, 322B L, 322C, 325, 325 L, 325B L, 330 L, 950B, 963B, 963C, 966F, 970F, 973, 973C, 980F, 980F II, 988B, 988F, 988F II
8E8409	231D, 245D, 320, 320 L, 320B, 320C, 322 FM L, 322B, 322B L, 322B LN, 325, 325 L, 325 LN, 325B L, 330, 330 FM L, 330 L, 330B L
8E8469	229, 235C, 322B L, 325, 325 LN, 325B L, 330, 330B L, 980F, 988B, 988F, 988F II



SHANK AND PINS FOR MOTOR GRADERS

Part No.	Description	Application
9F5124	SHANK	120B, 120G, 120H, 12E, 12F, 12G, 12H NA, 130G, 140B, 140G, 140H NA, 14E, 160G, 950
6Y5230	TOOTH SCARIFIER	120G, 120H, 120K, 120M, 12G, 12H, 12K, 12M, 130G, 135H, 140G, 140H, 140K, 140M
5B6251	SHANK-TOOTH	12E, 12F, 12G, 14E
5K1459	PIN	120G, 120H, 120K, 120M, 12G, 12H, 12K, 12M, 130G, 135H, 140G, 140H, 140K, 140M
5K1458	GROMMET	120B, 120G, 120H, 120K, 120M, 12G, 12H, 12K, 12M, 130G, 135H, 140B, 140G, 140H, 140K
9J6586	SHANK	120K, 120M, 120M 2, 12G, 12H, 12H ES, 12H NA, 12K, 12M, 12M 2, 12M 3, 12M 3 AWD, 130G, 140B, 140G, 140H, 140H ES, 140H NA, 140K, 140K 2, 140M, 140M 2, 140M 3, 140M 3 AWD, 143H, 14G, 14H, 14H NA, 14M



BUCKET SIDE BAR PROTECTORS

Provide protection for the sides of the bucket.

Part No.	Pin	Retainer	Application
9J9600	1359350	1140359	980G, 980G II, 980H, 980K, 980M, 982M, 986H, 988B, 988F, 988F II, 988G, 988H
1U0740	1330738	1078559	330B L, 330D L, 336D, 336E, 345B, 350, 365B, 365C, 374D L, 375, 5110B, 834G, 834H, 972H, 972K, 973D, 988F, 988G, 988H, 990, 990H, 990K, 992C, 992D
1358246	1359292	1140359	950K, 962K, 966G, 966H, 966K, 966M XE, 972G, 972H, 972K, 972M, 980G, 980H, 980K
1250800	8E4708	4T4707	365B, 365C, 375, 385B, 385C, 5080, 5090B, 980H, 980K, 994, 994D, 994F, 994H, D11R, D11T
1122489	1122490	1320999	320B, 320C, 320D, 322C, 323D L, 324D, 325C, 325D, 329D, 329E L, 330C L, 330D, 336D, 336E L

BUCKET SIDE BAR PROTECTORS (CONT.)

Part No.	Pin	Retainer	Application
3295958	2755982	1320999	318C, 320C, 320D, 320E, 321C, 322B L, 322C, 323D L, 324D, 324E L, 325B L, 325C, 325D L, 326D L, 329D
1122494	1320998	1320999	330B L, 330C L, 336D, 345B, 345B II, 345B L, 345C, 345D, 345D L, 349D, 349D L, 349E, 350, 365B, 365B L, 375 L
1662877	1320998	1320999	330D L, 345C, 345D, 345D L, 365B, 365B II, 365C, 374D L



BUCKET WEAR PLATE

Part No.	Bolt	Nut	Washer	Application
1004015	6V8360	3K9770	4K0684	994, 994D, 994F, 994H
9W6747	5J4773	2J3506	5P8248	950B, 950B/950E, 950F, 950F II, 950G, 950G II, 950H, 950K, 960F, 962G, 962G II, 962H, 962K
9W6748	5J4773	2J3506	5P8248	963, 963B, 963C
9W6749	5J4773	2J3506	5P8248	14M, 966D, 966F, 966F II, 970F
1099215	5J4773	2J3506	5P8248	980C, 980F, 980F II, 980G, 980G II, 980H, 980K, 980M, 982M
1618573	4F7827	2J3506	5P8248	966G, 966G II, 966H, 966K, 966M, 966M XE, 972G, 972G II, 972H, 972K, 972M, 972M XE, 980K
1957096	"4J9058 / 5P8361	2J3507 / 3K9770	5P8250	988F, 988F II, 990 II, 990H, 992C, 992D, 992G, 992K
1957097	"4J9058 / 5P8361	2J3507 / 3K9770	5P8250	988F, 988F II, 990 II, 990H, 992C, 992D, 992G, 992K
1957098	"4J9058 / 5P8361	2J3507 / 3K9770	5P8250	988F, 988F II, 990 II, 990H, 992C, 992D, 992G, 992K
3J5030	1A8063		3B4512	6A, D6D, D6E, D6E SR, D6G SR, D6G2 XL
6W0276	4J9208 / 5P8136	2J350T	5P8250	992C, 992D
9V2899				950B, 950B/950E, 950F, 950F II, 950G, 950G II, 950H, 960F, 962G, 962G II, 962H
9V4484				916, 918F, 924F, 924G, 924GZ, 924H, 924HZ, 926, 926A, 928F, 928G, 928HZ, 930G, 936F, 938F, 938G, 938G II, 938H, G916, G936, IT28G
9V5793				988B



BUCKET CORNER SHROUDS

Part No.	Location	Base Edge	Adapters	Application
4V1544	RH	9V6570	1U0257 3G4259	910G, 916, 918F, 920, 924F, 926, 926A, 928G, 930, 936, 936F, 938F, 938G, 939, 939C, 941, 943, 951B, 953, 953B, G916, G936, IT12B, IT14B, IT14F, IT18, IT18B, IT18F, IT24F, IT28, IT28B, IT28F, IT28G
4V1545	LH	9V6570	1U0257 3G4258	
4V7174	LH	6W2983	3G3357 3G5358	960F, 966D, 966F, 966F II, 970F, 973, 973C, 977L
4V7175	RH	6W2983	3G3357 3G5359	
6I8310	LH	1052345	1U0257 3G4258	924F, 924G, 924GZ, 924H, 924HZ, 924K, 928F, 928G, 928HZ, 930G, 930K, 938F, 938G, 938G II, 938H, 938K, 939, 939C, 966M XE, 972M XE, IT12B, IT14G, IT24F, IT28F, IT28G, IT38G II, IT38H
6I8311	RH	1052345	1U0257 3G4259	
8E5300	RH	9V6573	4T4307 8E5309	938H, 950 GC, 950F II, 950G, 950G II, 950H, 950K, 960F, 962G, 962G II, 962H, 962K, 963C, 963D, IT62G, IT62G II, IT62H
8E5301	LH	9V6573	4T4307 8E5308	
8J7210	RH	1104712	1U0257 3G4259	615, 615C, 623B, 623E, 623F, 623G, 623H, 623K, 623K LRC, 633E
8J7211	LH	1104712	1U0257 3G4258	

Part numbers are used for reference purposes only.

Costex Tractor Parts Copyright © 2023. All rights reserved.

## SHROUD HEELS



Part No.	Description	Application
1386529	SHROUD-HEEL STRAIGHT	324D L, 325D L, 330D L, 336D L, 336D2, 336D2 L, 336E L, 345C, 345D L, 349D L, 349E L, 349E L VG, 365B II, 365C, 374D L, 374F L, 988K, 990H, 990K, 992G
1386551	SHROUD-HEEL CURVED	324D, 324D L, 325D L, 330D L, 336D, 336D L, 336D2, 336D2 L, 336E L, 345C, 345D L, 349D L, 349E L, 349E L VG, 365B II, 365C, 374D L, 374F L, 988K, 990H, 990K, 992G
1571019	SHROUD-HEEL	385B, 385C L, 390D, 390D L, 390F L, 992K, 993K, R1300G, R1600G, R1600H, R1700G, R2900G, R3000H
1571027	SHROUD-HEEL	385B, 385C L, 390D, 390D L, 390F L, 992K, 993K, R1300G, R1600G, R1600H, R1700G, R2900G, R3000H

## COMPACTOR CAPS



Part No.	Description	Application
2V6628	TIP-TAMPING FOOT	825C, 825G, 825G II, 825H, 825K
2V7053	TIP-TAMPING FOOT	815B, 815F, 815F II
4V0668	TIP-TAMPING FOOT	825B, 825C, 825H, 825K
4V3851	TIP	
5V4311	FINGER	815B
7K2939	TIP-TAMPING	824B, 825B, 834
7K6908	BASE	
8K9171	TIP	
8K9189	TIP	815

## ROUTER BITS



Part No.	Description	Bolt	Nut	Application
4J8665	BIT-ROUTER	4F4042	2J3507	611, 615, 615C, 621, 621B, 621E, 621F, 621G, 621H, 621K, 623B, 623E, 623F, 623G, 623H, 623K, 623K LRC, 627, 627B, 627E, 627F, 627G, 627H, 627K, 627K LRC, 630B, 631B, 631D, 631E, 631G, 633, 633D, 633E
4T4336	BIT-ROUTER	8S9092	4K0367	613C, 613C II, 613G
7J3023	BIT-ROUTER	4F4042	2J3507	621G, 621K, 623G, 623H, 623K, 623K LRC, 627F, 627G, 627H, 627K, 627K LRC, 631B, 631D, 631E, 631G, 633E, 637, 637B, 637E, 637G, 641B, 651B, 651E, 657B, 657E, 657G, 666
9F1831	ROUTING BIT	4F3654	4K0367	613

## CLEANER BARS



Part No.	Description	Application
1062047	TIP-CLEANER	815B, 815F, 815F II
3S3225	RETAINER-BAR	815, 824B, 825C, 825G, 825G II, 825H, 825K, 834
3S3228	BAR	824B, 825C, 834
4S7928	BAR	815, 824B, 834

## BOLT-ON CORNER ADAPTERS

Prevent the edge from scalloping between the teeth. Reduces stress, adding service life in high-wear applications and leaves a cleaner work surface.



Adapter Left	Adapter Right	Family	Bolt	Bolt	Nut	Application
1U2208	1U2209	J200	6F0196		2J3505	910, 931, 935, IT12
3G4258	3G4259	J250	4J9058		8J2933	916, 920, 926, 930, 936, 941, 943, 951, 953, IT18, IT28
6I9250	6I9251	J250	4J9058	4F4042	2J3507	920, 924F, 926, 928/F/G 930, 936/B/E/F, 938F, 938, 941, 943, 951, 953
3G4308	3G4309	J300	6V6535		5P8362	944, 950/B/E/F, 960F
3G4308	3G4309	J300	4J9058		8J2933	953B/C, 963
3G8308	3G8309	J300	5P8823		5P8362	966C
8E5308	8E5309	J300	8T9079	6V8360	3K9770	944, 950, 953, 953C963, 950B/E/F, 960F
3G5358	3G5359	J350	5P8823		5P8362	960F, 963B, 966D/E, 966, 970F, 973, 977
1U1358	1U1359	J350	6V8360		5P8362	980A/B/C/F/G
8E5358	8E5359	J350	5P8361	6V6535	3K9770	963, 966, 973, 977
6I8244	6I8243	J400/J460	8T9079	6V8360	3K9770	980, 988

## BOLT-ON UNI-TOOTH

Tip and adapter are one integrated piece for easy installation and lower initial costs.



Part No.	Family	Bolt	Nut	Application
1358203	J200	4F3656	4K0367	304, 304.5, 304C CR, 305, 305.5D, 305.5E, 305C CR, 305D CR, 305E, 414E, 416B, 416C, 416D, 416E, 416F, 420D, 420E, 420F, 422E, 422F, 424B, 424B HD, 424D, 426C, 428B, 428C, 428D, 428E, 428F, 430D, 430E
8J6207	J200	5J4771	2J3506	910, 910G, 931, 931B
1U1857	J250	8J2928	8J2933	920, 924F, 928G, 936F, 953, IT28F, IT28G
1U1877	J300	8J2928	8J2933	950, 953B, 953C
8E1637	J300	8J2928	8J2933	950B, 950F, 960F, 963, 963C
1324720	J350	1592953	8T4778	216, 216B, 216B3, 226B, 226B3, 228, 232B, 236, 236B, 236B3, 236D, 242B, 242B3, 242D, 246C, 246D, 247, 247B, 247B3, 248, 252B, 252B3, 256C, 257B, 257B3, 257D, 259B3, 259D, 262C, 262C2, 262D, 267, 267B
1U1888	J350	5P8823	5P8362	960F, 963B, 963C, 966D, 966F, 970F, 973, 973C, 977L
1U1889	J350	5P8823	5P8362	960F, 963B, 963C, 966D, 966F, 970F, 973, 977L
8J2936	J350	8J2928	2J3507	966C, 977L

## BOLT ON CENTER ADAPTER 2 HOLES

Provides for a good protection of the blade, used where no smooth finish is required.



Part No.	Family	Bolt	Nut	Application
8E2184	J200	4F3656	4K0367	416, 426, 428, 436
9J4207	J200	5J4771	2J3506	938, 939, 914G
1U0257	J250	8J2928	8J2933	916, 920, 926, 930, 936, 941, 943, 951, 953, IT18, IT28
1U0307	J300	8J2928	8J2933	944, 950, 953B, 953C
4T4307	J300	5P8136	8J2933	944, 950B/E/F
3G9307	J300	5P8361	5P8362	966C
3G3357	J350	5P8361	5P8362	966C, 970F, 973, 977
1U1357	J350	5P8361	5P8362	980A/B/C/G/F

## HEAVY DUTY ADAPTERS

Recommended for high impact conditions.



Part No.	Family	Bolt	Nut
1359356	J350	ADAPTER-LH	966F II, 966G, 966G II, 966H, 966M, 972G, 972G II, 972H, 972M
1359354	J350	ADAPTER-TIP	
1359355	J350	ADAPTER-RH	
1258406	J400	ADAPTER-LH	980C, 980F, 980F II, 980G, 980G II
1258404	J400	ADAPTER-TIP	
1258405	J400	ADAPTER-RH	
1140466	J460	ADAPTER-LH	345B II, 980G, 980G II, 986H, 988B, 988F, 988F II, 988G
1140464	J460	ADAPTER-TIP	
1140465	J460	ADAPTER-RH	
1073556	J550	ADAPTER-LH	
1073554	J550	ADAPTER-TIP	988F II, 988G, 990, 990 II, 990H, 992D, 992G
1073555	J550	ADAPTER-RH	

## BOLT ON CENTER ADAPTERS 3 HOLES

Used where no smooth finish is required, provides for a good protection of the blade, minimizes the risk of Brakeage or loss.



Part No.	Family	Bolt	Nut	Pin	Application
3G5307	J300	8J2928	8J2933	1073308	966C
3G1357	J350	8J2928	8J2933	1140358	977K, 977L

## WELD ON DOUBLE STRAPPED ADAPTERS

These adapters have an excellent hold, along with good protection of the blade. Provides for an easy and quick change of teeth.



Part No.	Family	Position	Application
6Y3224	J220	ADAPTER-TIP	307, 307B, 307C, 308C, 308E CR, 308E SR, 416D, 420D, 430D, 446, 446B, 446D, E70B
1193253	J250	ADAPTER-TIP	307C, 308C, 311, 311B, 311C, 311D LRR, 311F LRR, 312, 312B, 312B L, 312C, 312C L, 312D, 312D L, 312D2, 312D2 GC, 312D2 L, 312E, 312E L, 313B, 313D, 313D2, 313D2 LGP, 314C, 314D CR, 314D LCR, 314E CR
9W1304	J300	ADAPTER-TIP	215B, 215C, 215D, E140, E180, E200B
3G6305	J300	ADAPTER-RH	215
3G6306	J300	ADAPTER-LH	215
8E9490	J300	ADAPTER-TIP	311C, 311D LRR, 311F LRR, 312C L, 312D, 312D L, 312D2, 312D2 GC, 312D2 L, 312E, 312E L, 313B, 313D, 313D2, 314C, 314D LCR, 314E CR, 314E LCR, 315, 315B, 315B L, 315C, 315D L, 316E L, 317, 317B LN
6I6354	J350	ADAPTER-TIP	315B, 315B FM L, 315C, 315D L, 316E L, 318B, 318C, 318D L, 318D2 L, 319C, 320, 320 L, 320B, 320B L, 320B U, 320C, 320C L, 320D, 320D GC, 320D L, 320D LRR, 320D RR, 320D2, 320D2 GC, 320D2 L, 320E, 320E
6I6355	J350	ADAPTER-RH	315B, 315B FM L, 315C, 315D L, 316E L, 318B, 318C, 318D L, 318D2 L, 319C, 320, 320 L, 320B, 320B U, 320C, 320C L, 320D, 320D GC, 320D L, 320D LRR, 320D RR, 320D2, 320D2 GC, 320D2 L, 320E LN, 321B
6I6356	J350	ADAPTER-LH	315B, 315B FM L, 315C, 315D L, 316E L, 318B, 318C, 318D L, 318D2 L, 319C, 320, 320 L, 320B, 320B U, 320C, 320C L, 320D, 320D GC, 320D L, 320D LRR, 320D RR, 320D2, 320D2 GC, 320D2 L, 320E LN, 321B, 321
3G8354	J350	ADAPTER-TIP	215, 225, 229
3G8355	J350	ADAPTER-RH	215, 225, 229
3G8356	J350	ADAPTER-LH	215, 225, 229
6I6404	J400	ADAPTER-TIP	231D, 320 L, 320B, 320C, 320D, 320D GC, 320D L, 320D LRR, 320D2, 321C, 322, 322 FM L, 322 LN, 322B L, 322B LN, 322C, 323D L, 323D2 L, 324D, 324D L, 324E, 324E L, 324E LN, 325, 325 L, 325 LN, 325B
6I6405	J400	ADAPTER-RH	231D, 320 L, 320B, 320C, 320D, 320D GC, 320D L, 320D LRR, 320D2, 321C, 322, 322 FM L, 322 LN, 322B L, 322B LN, 322C, 323D L, 323D2 L, 324D, 324D L, 324E, 324E L, 324E LN, 325, 325 L, 325 LN, 325B

## WELD ON DOUBLE STRAPPED ADAPTERS (CONT.)

Part No.	Family	Position	Application
6I6406	J400	ADAPTER-LH	231D, 320 L, 320B, 320C, 320D, 320D GC, 320D L, 320D LRR, 320D2, 321C, 322, 322 FM L, 322 LN, 322B L, 322B LN, 322C, 323D L, 323D2 L, 324D, 324D L, 324E, 324E L, 324E LN, 325, 325 L, 325 LN, 325B
1590464	J460	ADAPTER-TIP	322B L, 322B LN, 322C, 323D L, 323D2 L, 324D, 324D L, 325B L, 325C, 325D, 326D L, 329D, 330, 330B, 330B L, 330C, 330C L, 330D, 330D L, 336D, 336D2, 336E, 336E H, 336E L, 340D L, 340D2 L, 345B II, 345B
8E3466	J460	ADAPTER-LH	988B, 988F
8E3464	J460	ADAPTER-TIP	988B, 988F, 988F II
8E3465	J460	ADAPTER-RH	988B, 988F
6I6554	J550	ADAPTER-TIP	235D, 324D, 324D L, 329D L, 330, 330 FM L, 330 L, 330B L, 330C, 330C L, 336D, 336D2, 340D L, 340D2 L, 345B II, 345B L, 345C, 345D, 345D L, 349D, 349D L, 349E, 349E L, 350, 365B, 365B II, 365B L, 365C
3G9494	J550	ADAPTER-TIP	245, 988G, 990, 992C, 992D
6I6604	J600	ADAPTER-TIP	345B II, 365B, 365B II, 365C, 375, 375 L, 385B, 385C, 385C L
6I6605	J600	ADAPTER-RH	345B II, 365B, 365B II, 365C, 375, 375 L, 385B
1711704	J700	ADAPTER-TIP	385B, 385C, 385C FS, 5090B, 992G
6I8804	J800	ADAPTER-TIP	375 L, 385B, 385C, 385C L, 994, 994D, 994F, 994H

## FLUSH MOUNT ADAPTERS

Recommended where a good penetration is required, easy to clean, flat bucket bottom leaves a smooth finish.



Part No.	Family	Bolt	Application
4T1204	J200	Center	416C, 416D, 420D, 422E, 424D, 428C, 428D, 428E, 432D, 432E, 434E, 438D, 442D, 442E, 444E, 910E, IT12, IT12B, IT14G
1U1254	J250	Center	205, 205B, 206, 206B, 211B, 212, 212B, 914G, 916, 918F, 920, 924G, 924GZ, 924H, 924HZ, 924K, 926, 926A, 928G, 928HZ, 930, 930G, 930K, 936, 936F, 938F, 938G, 941, 943, 951B, 953, G926, G936, IT12
1U1304	J300	Center	235B, 936F, 938F, 938G, 938G II, 950, 950B, 950B/950E, 950F, 950F II, 950G, 950G II, 953B, 953C, 955L, 960F, 962G, 962G II, 963
1U1354	J350	Center	245, 245D, 963B, 963C, 966D, 966F, 966F II, 966G, 966G II, 966H, 966K, 970F, 972G, 972G II, 972H, 973, 973C
1073404	J400	Center	980G, 980G II
8E0464	J460	Center	988B, 988F, 988H
8E0465	J460	Right	983, 988
8E0466	J460	Left	983, 988

## WELD ON BOTTOM STRAPS

Good protection of the blade, provides for good excavation.



Part No.	Family	Bolt	Application
8J7525	J200	Center	416, 416B, 416C, 426, 426B, 426C, 428, 428B, 428C, 436, 436C, 438, 438C, 931, 931B
3G0169	J250	Center	205, 205B, 206, 206B, 211B, 212, 212B
9J8929	J300	Center	205B, 206B, 211B, 212B, 213B, 214B, 224B, 950, 955K
1U1352	J350	Left	950B, 950B/950E, 950F, 950F II, 950G, 950G II, 950H, 960F, 962G, 962G II, 962H, 966C, 966D, 966F, 966F II, 973, 973C, 980C, 980F
1U1350	J350	Center	213B, 214B, 224B, 950B, 950B/950E, 950F, 950F II, 950G, 950G II, 950H, 960F, 962G, 962G II, 962H, 966C, 966D, 966F, 966F II, 973, 973C, 980C, 980F
1U1351	J350	Right	950B, 950B/950E, 950F, 950F II, 950G, 950G II, 950H, 960F, 962G, 962G II, 962H, 966C, 966D, 966F, 966F II, 973, 973C, 980C, 980F

## END BIT & HARDWARE



Part No.	Description	Bolt	Nut	Washer	Application
6Y4410	BIT-END (LH)	5J4473	2J3506	5P8248	D6H, D6R, D6R II
6Y4411	BIT-END (RH)				

Part numbers are used for reference purposes only.

Costex Tractor Parts Copyright © 2023. All rights reserved.



END BIT & HARDWARE (CONT.)

Part No.	Description	Bolt	Nut	Washer	Application
8E4196	BIT-END (LH)	4J9208	2J3507	5P8250	844, 844H, 844K, D8L, D9N, D9R, D9T
8E4197	BIT-END (RH)				
8E4198	BIT-END (LH)	5P8823	3K9770	4K0684	854G, 854K, D10N, D10R, D10T
8E4199	BIT-END (RH)				
8E4537	BIT-END R.H.	4J9058	2J3507	5P8250	D8N, D8R, D8R II
8E4538	BIT-END L.H.				
8E4541	BIT-END (RH)	5P8823	3K9770	4K0684	854G, D10N, D10R, D10T, D10T2
8E4542	BIT-END (LH)				
8E4543	BIT-END-RH	5P8361	3K9770	4K0684	D11N, D11R
8E4544	BIT-END-LH				
8E4545	BIT-END (RH)	5P8361	3K9770	4K0684	D11N, D11R, D11T
8E4546	BIT-END (LH)				
3G8319	BIT-END (RH)	4J9208	2J3507	5P8250	D6D, D6E, D6E SR, D6G, D6G SR, D6G2 XL
3G8320	BIT-END (LH)				
3G8301	END BIT R.H. HOT CUPPED 1.12" THICK	4J9208	2J3507	5P8250	HOT CUPPED
3G8302	END BIT L.H. HOT CUPPED 1.12" THICK				
3G8279	END BIT R.H. HOT CUPPED 1.575" THICK	4J9058	2J3507	5P8250	HOT CUPPED
3G8280	END BIT L.H. HOT CUPPED 1.575" THICK				
3G8287	END BIT R.H. HOT CUPPED (40 MM 1.57") THICK	4J9058	2J3507	5P8250	8A, D8L
3G8288	END BIT L.H. HOT CUPPED (40 MM 1.57") THICK				
3G8281	END BIT R.H. HOT CUPPED 40 MM (1.575 IN.) THICK	8J2928	2J3507	5P8250	HOT CUPPED
3G8282	END BIT L.H. HOT CUPPED 40 MM (1.575 IN.) THICK				
1U1545	BIT (R.H.)	5P8823	3K9770	4K0684	D9L
1U1546	BIT (L.H.)				
3G4285	BIT-END	5J4773	2J3506	5P8248	D4H, D5H, D5HTSK II, D6M
3G8283	BIT-END-RH	4J9058	2J3507	5P8250	9A, D8L
3G8284	BIT-END-LH				
3G8291	BIT-END-RH	4J9058	2J3507	5P8250	D8L
3G8292	BIT-END-LH				
3G8293	BIT-END-RH	6F0196	2J3507	5P8249	824G, 824G II, 824H, 824K, 834B, D7G
3G8294	BIT-END-LH				
3G8297	BIT-END-RH	5J4773	2J3506	5P8248	527, D5B, D6E, D6E SR, D6G, D6G SR, D6G2 XL
3G8298	END-BIT LH				
3G8321	END BIT (R.H.)	3F5108	4K0367	5P8248	5S, D5B
3G8322	END BIT (L.H.)				
4T3041	BIT-END (RH)	0V0375	9X0941		D5E, D6R II
4T3042	BIT-END (LH)				
4T3043	BIT-END	3F5108	4K0367	5P8248	D4E SR
4T3044	BIT-END				
4T3045	BIT-END (RH)	5J4773	2J3506	5P8248	815B, 815F, 815F II, D6D, D6G2 LGP
4T3046	BIT-END (LH)				
4T3051	BIT-END (RH)	3F5108	4K0367	5P8248	120H NA, 12H NA, 135H NA, 140H NA, 140M, 143H, 14M, 160H NA, 160M, 163H NA
4T3052	BIT-END (LH)				
4T4435	BIT-END-RH	5J4773	2J3506	5P8248	D6H, D6R, D6R II, D6T XL
4T4436	BIT-END-LH				
4T4454	BIT-LH	5J4773	2J3506	5P8248	D6H, D6H II, D6H XR, D6R, D6R II
4T4455	BIT-RH				
4T5407	BIT-END RH	5J4773	2J3506	5P8248	527, D4H, D4H XL, D5H, D5H XL, D5M, D5N, D6M, D6N
4T5408	BIT-END LH				


END BIT & HARDWARE (CONT.)

Part No.	Description	Bolt	Nut	Washer	Application
4T6229	BIT-END	3F5108	4K0367	5P8247	120H, 12H, 12H NA, 140H, 140H NA, 307C, 307D, 311C, 311D LRR, 311F LRR, 312C L, 312D, 312D L, 312D2, 312E, 312E L, 313B, 313D, 314C, 314D CR, 314D LCR, 314E CR, 314E LCR, 315C, D3B, D3K XL
4T6239	BIT-END	4F4042	2J3507		825C, 825G, 825G II, 825H, 825K
4T6240	BIT-END				
4T6241	BIT-END	5J2409	2J3505		814B, 814F, 814F II, 816B, 816F, 816F II
4T6242	BIT-END				
4T6505	BIT-END (RH)	6F0196	2J3505	5P8249	825G, 826C, 826G, 826G II, 826H, 826K, 834G, 836, 836G, 836H, 836K, D7E, D7E LGP, D7H, D7R, D7R II
4T6506	BIT-END (LH)				
4T8089	BIT-END (RH)	4J9208	2J3507	4K0684	824H, 824K, 826H, 826K, D9R
4T8090	BIT-END (LH)				
6D1904	BIT	4F3657	4K0367	5P8247	120, 120G, 12E, 12F, 12G, 130G, 140, 140G, 14E, 160G
6D1948	BIT	4F3658			120, 120G, 12F, 12G, 140, 140G, 14E, 160G
6Y2805	BIT-END	1J6762	2J3506		120K, 120K 2, 120M, 120M 2, 12H, 12K, 12M, 12M 2, 12M 3, 12M 3 AWD, 140H, 140H ES, 140H NA, 140K, 140K 2, 140M, 140M 2, 140M 3, 140M 3 AWD, 143H, 14G, 14H, 14H NA, 14M, 160H, 160H ES, 160H NA, 160K
6Y5839	BIT-END (RH)	4F3658	4K0367	5P8247	216, 216B, 216B3, 226B, 226B3, 228, 232B, 236, 236B, 236B3, 236D, 242B, 242B3, 242D, 246C, 246D, 247, 247B, 247B3, 252B, 252B3, 256C, 257B, 257B3, 257D, 259B3, 259D, 262C, 262C2, 262D, 267, 267B, 268B
6Y5840	BIT-END (LH)				
7D2052	BIT (RH)	3F5108	4K0367	5P8248	120, 120G, 12E, 12F, 12G, 130G, 140, 140G
7D2083	END BIT (RH)	3F5108	4K0367	5P8248	140, 14E
7D2084	END BIT (LH)				
7D9999	BIT-END (OVERLAY)	1J6762	2J3506		14G, 16G
7T4688	BIT-END (LH)	4J9208	2J3507	5P8250	D10R, D9L
7T4689	BIT-END (RH)				
8E4193	BIT-END-RH	4J9058	2J3507	5P8250	834H, 834K, D8N, D8R, D8R II, D8T
8E4194	BIT-END-LH				
8E5529	BIT-END (MOLDBOARD)	5J4773	2J3506	5P8248	120K, 120K 2, 120M, 120M 2, 12K, 12M, 12M 2, 12M 3, 12M 3 AWD, 140H, 140H ES, 140H NA, 140K, 140K 2, 140M, 140M 2, 140M 3, 140M 3 AWD, 143H, 14G, 14H, 14H NA, 14M, 160H, 160H ES, 160H NA, 160K, 160M
8E5530	BIT-END (MOLDBOARD)	3F5108	4K0367	5P8248	14G, 16G, 16H, 16H NA, 16M
8E5531	BIT-END (MOLDBOARD)				
8E7078	BIT-END (452MM)	5J4771	2J3506	5P8248	D3K XL, D3K2 LGP, D4K XL, D4K2 XL, D5C, D5C III, D5G, D5K LGP, D5K2 XL
8E7079	BIT-END (452MM)				
8E9378	BIT-END (LH)	5J4773	2J3506	5P8248	30/30, 517, 527, D4H, D4H XL, D4HTSK II, D4HTSK III, D5H, D5H XL, D5HTSK II, D5M, D5N, D5R LGP, D6K LGP, D6K2, D6K2 LGP, D6M, D6N, D6N LGP, DEUCE
8E9379	BIT-END (RH)				
9J1477	BIT (R.H.-forged)	4J9058	2J3507	3K5234	8A, 8S, D8L
9J1478	BIT (L.H.-forged)				
9W1767	BIT	4F3657			120G, 120H, 120H ES, 120H NA, 12G, 12H, 12H ES, 12H NA, 130G, 135H, 135H NA, 140G, 140H, 140H ES, 140H NA, 143H, 160G
9W1768	BIT				
9W1875	BIT-END (RH)	5J4773	2J3506	5P8248	D6H, D6H II, D6H XL, D6H XR, D6R, D6R II, D6R III, D6T, D6T LGP
9W1876	BIT-END (LH)				
9W6198	BIT-END-LH	6F0196	2J3505	5P8249	D7E, D7E LGP, D7G, D7H, D7R, D7R II, D7R XR
9W6199	BIT-END-RH				

## END BITS FOR KOMATSU®



Part No.	Description	Application
14Y-71-11330	BIT END, L.H. KOMATSU®	D60P, D61E, D61EX, D61PX, D65EX, D65P, D65PX, D65WX
14Y-71-11340	BIT END, R.H. KOMATSU®	
144-70-11180	BIT END, L.H. KOMATSU®	D50A, D53A, D58E, D58P
144-70-11190	BIT END, R.H. KOMATSU®	
150-70-21346	BIT R.H. KOMATSU®	D65E, D65EX, D80A, D80E, D80P, D85A, D85EX, D85PX
150-70-21356	BIT L.H. KOMATSU®	
175-70-21126	END Bit KOMATSU®	D135A, D150A, D155A, D155AX, D155W, D355C, WD600
175-70-21136	END Bit KOMATSU®	
175-71-22272	BIT KOMATSU®	D135A, D150A, D155A, D155AX, D61E, D61EX, D63E, D65E, D65EX, D65WX, D85E, D85ESS
175-71-22282	BIT KOMATSU®	



## EDGE SEGMENTS - HALF ARROW

Part No.	Description	Application
1006666	EDGE-SEGMENT	966G, 966G II, 966H, 966K, 966M, 966M XE, 970F, 972G, 972G II, 972H, 972K, 972M, 972M XE, 973D
1019435	EDGE-SEGMENT	986H, 988B, 988F, 988F II, 988G, 988H, 988K
1019436	EDGE-SEGMENT RH	986H, 988B, 988F, 988F II, 988G, 988H, 988K
1019437	EDGE-SEGMENT LH	986H, 988B, 988F, 988F II, 988G, 988H, 988K
1073490	EDGE-SEGMENT	980G, 980G II, 980H, 980K, 980M, 982M, 988B, 988F II, 988G, 988H
1073491	EDGE-SEGMENT RH	980G, 980G II, 980H, 980K, 980M, 982M, 988B, 988F II, 988G
1073492	EDGE-SEGMENT LH	980G, 980G II, 980H, 980K, 980M, 982M, 988B, 988F II, 988G
1073536	EDGE-SEGMENT	988F, 988F II, 988G, 988H, 988K
1073537	EDGE-CUTTING (RH)	988F, 988F II, 988G, 988H, 988K
1076294	EDGE SEGMENT CENTER	990 II, 992G, 992K, 993K
1076295	EDGE-SEGMENT RH	990 II, 992G, 992K, 993K
1076296	EDGE-SEGMENT LH	990 II, 992G, 992K, 993K
1099019	EDGE-SEGMENT	980G, 980G II, 980H, 980K, 980M, 982M
1099033	EDGE-SEGMENT	993K, 994, 994D, 994F, 994H
1099080	EDGE-SEGMENT	365B, 365C, 374D L, 374F L, 385B, 385C, 390D, 390F L, 5080, 972H, 972K, 980C, 980F, 980G, 980H, 980K, 980M, 982M, 986H, 988B, 988F, 988G
1099081	EDGE-SEGMENT RH	365B, 365B II, 365C, 365C L, 374D L, 374F L, 385B, 385C, 385C FS, 385C L, 390D, 390D L, 390F L, 5080, 5090B, 980C, 980F, 980F II, 980G, 980G II, 980H, 980K, 980M, 982M, 986H, 988B, 988F, 988F II, 988
1099082	EDGE-SEGMENT LH	365B, 365B II, 365C, 365C L, 374D L, 374F L, 385B, 385C, 385C FS, 385C L, 390D, 390D L, 390F L, 5080, 5090B, 980C, 980F, 980F II, 980G, 980G II, 980H, 980K, 980M, 982M, 986H, 988B, 988F, 988F II, 988G
1133141	EDGE-SEGMENT RH	980F II
1133142	EDGE-SEGMENT LH	980F II
1167460	EDGE-SEGMENT	345D L, 345D L VG, 365B II, 365C, 365C L, 374D L, 374F L, 375, 385C, 385C FS, 385C L, 980G, 980G II, 980H, 980K, 980M, 982M, 988F, 988F II, 988G
1167461	EDGE-SEGMENT	345D L, 345D L VG, 365B II, 365C, 365C L, 374D L, 374F L, 375, 385C, 385C FS, 385C L, 980G, 980G II, 980H, 980K, 980M, 982M, 988F, 988F II, 988G
1167462	EDGE-SEGMENT	345D L, 345D L VG, 365C, 365C L, 374D L, 374F L, 375, 385C, 385C FS, 385C L, 5110B, 980G, 980G II, 980H, 980K, 980M, 982M, 988F, 988F II, 988G
1176805	EDGE-SEGMENT	994, 994D, 994F, 994H
1176806	EDGE-SEGMENT	994, 994D, 994F, 994H

## EDGE SEGMENTS - HALF ARROW (CONT.)

Part No.	Description	Application
1282873	EDGE-SEGMENT	910E, 910K, 914G, 914K, IT14G, IT14G2
1321037	EDGE-SEGMENT	924F, 924K, 930K, 936F, 938F, 938G, 938G II, 938H, 938K, 953C, IT24F, IT28F, IT28G, IT38F, IT38G
1324715	EDGE-SEGMENT	950G, 950G II, 950H, 950K, 962G, 962G II, 962H, 962K
1358219	EDGE-SEGMENT	980G, 980G II, 980H, 980K, 980M, 982M
1359294	EDGE-SEGMENT CTR	966G, 966G II, 966H, 966K, 966M XE, 972G, 972G II, 972H, 972K, 972M XE
1359295	EDGE-SEGMENT RH	966G, 966G II, 966H, 966K, 966M XE, 972G, 972G II, 972H, 972K, 972M XE
1359296	EDGE-SEGMENT LH	966G, 966G II, 966H, 966K, 966M XE, 972G, 972G II, 972H, 972K, 972M XE
1359544	EDGE-SEGMENT	374D L, 374F L, 966G, 966G II, 966H, 966K, 966M XE, 972G, 972G II, 972H, 972K, 972M, 972M XE
1359545	EDGE-SEGMENT	374D L, 374F L, 966G, 966G II, 966H, 966K, 966M XE, 972G, 972G II, 972H, 972K, 972M, 972M XE
1359546	EDGE-SEGMENT	374D L, 374F L, 966G, 966G II, 966H, 966K, 966M XE, 972G, 972G II, 972H, 972K, 972M, 972M XE
1407601	EDGE-SEGMENT	950 GC, 950G, 950G II, 950H, 950K, 962G, 962G II, 962H, 962K
1744116	EDGE-SEGMENT	EDGE
2571762	EDGE SEGMENT	950G, 950G II, 950H, 950K, 962G, 962G II, 962H, 962K
2571782	EDGE SEGMENT CTR	390D, 390D L, 390F L, 988H, 988K
2571783	EDGE SEGMENT RH	390D, 390D L, 390F L, 988H, 988K
2571784	EDGE SEGMENT LH	390D, 390D L, 390F L, 988H, 988K
2755460	EDGE-SEGMENT	990, 990 II, 990H, 990K, 992C, 992D, 992G, 992K, 993K
2755461	EDGE-SEGMENT	990, 990 II, 990H, 990K, 992C, 992D, 992G, 992K, 993K
2755462	EDGE-SEGMENT	990, 990 II, 990H, 990K, 992C, 992D, 992G, 992K, 993K
2755470	EDGE-SEGMENT	988H, 988K, 990H, 992G, 992K, 993K
2755471	EDGE-SEGMENT	988H, 988K, 990H, 992G, 992K, 993K
2755472	EDGE-SEGMENT	988H, 988K, 990H, 992G, 992K, 993K
3083054	EDGE SEGMENT	960F, 962H, 966F, 966F II, 966G, 966G II, 966H, 966M, 966M XE, 970F, 972G, 972G II, 972H, 972M, 972M XE
4T3015	EDGE-SEGMENT	950G, 950G II, 950H, 950K, 962G, 962G II, 962H, 962K, 980C
4T6692	EDGE-SEGMENT	939, 939C, 943
4T6693	EDGE-SEGMENT	930R, 936, 936F, 943, 955L, IT24F
4T6694	EDGE-SEGMENT	918F, 924F, 924GZ, 924H, 924HZ, 926, 928G, 928HZ, 930G, 930R, 936, 936F, 938F, 938H, 953, 953C, 963, 963B, 963C, 963D, IT24F, IT28F, IT28G
4T6695	EDGE-SEGMENT	924K, 930K, 936, 938F, 938G, 938G II, 938H, 938K, 950B, 950B/950E, 950F, 950F II, 960F, 966F II, G936, IT38F, IT38G, IT38G II
4T6696	EDGE-SEGMENT	963, 977
4T6697	EDGE-SEGMENT	963B, 963C, 963D, 966D, 973, 973C, 973D
4T6698	EDGE-SEGMENT	950F II, 973, 973C, 973D
4T6699	EDGE-SEGMENT	960F, 962H, 963C, 966D, 966F, 966F II, 966G, 966G II, 966H, 966M, 966M XE, 970F, 972G, 972G II, 972H, 972M, 972M XE
4T6700	EDGE-SEGMENT	973C, 980C, 980F, 980F II, 982M, 988B
4T6760	EDGE-SEGMENT (CENTER)	990, 990 II, 990K, 992C, 992D, 992G, 992K
4T6761	EDGE-SEGMENT RH	990, 990 II, 990K, 992C, 992D, 992G
4T6762	EDGE-SEGMENT LH	990, 990 II, 990K, 992C, 992D, 992G
4T7139	EDGE-SEGMENT RH	950G, 950G II, 962G, 962G II, 980C
4T7140	EDGE-SEGMENT LH	950G, 950G II, 962G, 962G II, 980C
4T8101	EDGE-END	938G, 938G II, 938H, 950 GC, 950B, 950F, 950F II, 950G, 950G II, 950H, 950K, 960F, 962G, 962G II, 962H, 962K, 963B, 963C, 963D, 966F II, IT62G, IT62G II, IT62H
4T9123	EDGE-SEGMENT LH	950B/950E, 950G II, 950H, 950K, 962G II, 962H, 962K, 966D, 973
4T9124	EDGE-SEGMENT RH	950B/950E, 950G II, 950H, 950K, 962G II, 962H, 962K, 966D, 973
8E4569	EDGE-SEGMENT	924G, 924GZ, 924H, 924HZ, 924K, 928F, 928G, 928HZ, 930G, 930K, 938H, 938K, IT18F, IT28F, IT28G
9W5730	EDGE-SEGMENT LH	980G, 980G II, 980H, 980K, 980M, 988B, 988F, 988F II, 988G
9W5734	EDGE-SEGMENT CTR	980G, 980G II, 980H, 980K, 980M, 988B, 988F, 988F II, 988G, 988H
9W5737	EDGE-SEGMENT RH	980G, 980G II, 980H, 980K, 980M, 988B, 988F, 988F II, 988G

Part numbers are used for reference purposes only.

Costex Tractor Parts Copyright © 2023. All rights reserved.

## HALF ARROW WEAR PLATES



Part No.	Description	Holes	Application
1U0593	EDGE-CUTTING	4	924G, 924K, 930K, 938K, 950F II, 950G, 950G II, 950H, 950K, 960F, 962G, 962G II, 962H, 962K, 963C, 963D, 966D, 966F, 966F II, 966G, 966G II, 966H, 966K, 970F, 972G, 972G II, 972H, 972K, 980H
1441281	PLATE-WEAR	3	994, 994D, 994F, 994H
1441282	PLATE-WEAR	3	994, 994D, 994F, 994H
1957096	PLATE-WEAR	4	988F, 988F II, 990 II, 990H, 992C, 992D, 992G, 992K
1957097	PLATE-WEAR	4	988F, 988F II, 990 II, 990H, 992C, 992D, 992G, 992K
1957098	PLATE-WEAR	4	988F, 988F II, 990 II, 990H, 992C, 992D, 992G, 992K
1957181	PLATE-WEAR	2	988F, 988F II, 988G, 988H, 988K
1004015	PLATE-WEAR		994, 994D, 994F, 994H
1099215	PLATE-WEAR		980C, 980F, 980F II, 980G, 980G II, 980H, 980K, 980M, 982M
1618573	PLATE-WEAR		966G, 966G II, 966H, 966K, 966M, 966M XE, 972G, 972G II, 972H, 972K, 972M, 972M XE, 980K
3J5030	PLATE-WEAR-LH		6A, D6D, D6E, D6E SR, D6G SR, D6G2 XL
6W0276	PLATE		992C, 992D
9V2899	PLATE		950B, 950B/950E, 950F, 950F II, 950G, 950G II, 950H, 960F, 962G, 962G II, 962H
9V4484	PLATE		916, 918F, 924F, 924G, 924GZ, 924H, 924HZ, 926, 926A, 928F, 928G, 928HZ, 930G, 936F, 938F, 938G, 938G II, 938H, G916, G936, IT28G
9V5793	PLATE-WEAR		988B
9W6747	PLATE-WEAR	4	950B, 950B/950E, 950F, 950F II, 950G, 950G II, 950H, 950K, 960F, 962G, 962G II, 962H, 962K
9W6748	PLATE-WEAR		963, 963B, 963C
9W6749	PLATE-WEAR		14M, 966D, 966F, 966F II, 970F



## SIDE CUTTERS

Part No.	Description	Application
1122487	SIDECUTTER RH	330, 330C, 320C, 322C
1122488	SIDECUTTER LH	
2568690	SIDECUTTER RH	330D L, 345C, 345D, 345D L, 349E L VG, 365B, 365B II, 365C, 374D L, 385B, 385C, 385C L, 390D, 390D L
2568691	SIDECUTTER LH	
7Y0203	SIDECUTTER LH	311, 311B, 311C, 311D LRR, 311F LRR, 312, 312B, 312C L, 312D, 312D L, 312E, 313B, 314C, 314D LCR, 314E CR, E110B, E120B, M312, M315
7Y0204	SIDECUTTER RH	
7Y0357	SIDECUTTER RH	318C, 320B, 320C, 320D, 320D L, 320D LN, 320D LRR, 320D RR, 320E LN, 320E LRR, 321C, 321D LCR, 322C, 323D L, 323E L, 324D, 324D L, 324E, 324E L, 324E LN, 325, 325 L, 325B, 325B L, 325C, 325D, 325D L
7Y0358	SIDECUTTER LH	
8J9614	SIDECUTTER LH	225, 229, 235B, 235C, 320 L, 330
8J9615	SIDECUTTER RH	
0964747	SIDECUTTER LH	315B, 315C, 315D L, 316E L, 318D L, 318D2 L, 320B, 320C, 320D, 320D GC, 320D L, 320D LRR, 320D RR, 320D2 GC, 320E, 320E RR, 321D LCR, 322B L, 322C, 323D L, 323D LN, 324D, 324D L, 324E, 325, 325 L
0964748	SIDECUTTER RH	
3572696	SIDECUTTER RH	320C, 320D, 320D GC, 320D L, 320D LRR, 320D RR, 320D2, 320E, 320E L, 320E LRR, 321D LCR, 322B L, 322C, 323D L, 323D2 L, 324D, 324D L, 324E, 324E L, 324E LN, 325B L, 325C, 325D, 325D L, 326D L, 329D
3572697	SIDECUTTER LH	
8J9825	SIDECUTTER	245, 245B, 330, 330 FM L, 330 L, 330B, 330B L, 330C L, 330D, 336D, 336E, 336E H, 345B II, 345B L, 345C, 345D, 345D L, 349D, 349D L, 349E, 350, 365B L, 375, 375 L
8J9826	SIDECUTTER	
9J1855	SIDECUTTER-RH	215, 215B, 215D
9J1856	SIDECUTTER-LH	
4T2886	BLADE-SIDECUTTER	225, 229, 235B, 235C, 320 L

## SIDE CUTTERS (CONT.)

Part No.	Description	Application
8J7210	GUIDE	615, 615C, 623B, 623E, 623F, 623G, 623H, 623K, 623K LRC, 633E
8J7211	GUIDE	
1D4635	BOLT	12G, 140B, 16, 16G, 235, 235B, 235C, 245, 245B, 320B, 320C, 320D, 320D GC, 320D L, 320D LRR, 320D RR, 320D2, 320E, 320E L, 320E LRR, 321D LCR, 322B L, 322C, 323D L, 323D2 L, 324D, 324D L, 324E, 324E L
7X0851	NUT	120M, 120M 2, 12M, 12M 2, 12M 3, 140M, 140M 2, 140M 3, 14M, 160M, 160M 2, 160M 3, 16H, 16H NA, 16M, 24H, 24M, 315B, 315C, 315D L, 316E L, 318D L, 318D2 L, 320B, 320C, 320D, 320D GC, 320D L, 320D LRR
3K5234	WASHER	10, 10S, 120G, 12G, 130G, 140G, 14G, 16G, 215, 225, 229, 231D, 235, 235B, 235C, 235D, 245, 245B, 320B, 320C, 320D, 320D GC, 320D L, 320D LRR, 320D RR, 320D2, 320E, 320E L, 320E LRR, 321D LCR, 322B L

## CUTTING EDGES I

CTP blades and end bits are manufactured from boron steel and are heat treated, quenched and tempered to accomplish the desired performance. The unique combination of the materials provides high strength, toughness and impact resistance with excellent wear resistance.



## CUTTING EDGES / BACKHOE LOADER

Part No.	Description	Required	Holes	Bol Dia.	Bolt	Nut	Washer	Application
1187110	EDGE-CUTTING	2	4	5/8"	3F5108	4K0367	8T4122	416C, 416D, 416E, 420D, 420E, 420F, 422E, 422F, 424D, 426C, 428, 428B, 428C, 428D, 428E, 428F, 430D, 430E, 430F, 432D, 432E, 434E, 436C, 438C, 438D, 442D, 442E, 444E, 446D, 450E, 450F, TH103
4T2914	EDGE-CUTTING	2, 4, 10	2	3/4"	4F7827	2J3506		446B, 446D, 910, 910G, 910K, 914G, 914K, 931B, 933, 933C, IT12B, IT14G, IT14G2
4T3025	EDGE-CUTTING	1, 2	7	5/8"	4F3654	4K0367	5P8247	428, D5B
4T3027	EDGE-CUTTING	4	3	5/8"	4F3654	4K0367	5P8247	428, D5B
4T8077	EDGE-CUTTING	1	15	5/8"	4F3657	4K0367	8T4122	426, 930
9R0316	EDGE	1	14	5/8"	4F3657	4K0367	8T4122	428
9R4672	EDGE		16					414E, 416, 416B, 416C, 416D, 416E, 416F, 420D, 420E, 420F, 424D, 426, 426B, 426C, 428, 428B, 428D, 428E, 428F, 430D, 430E, 430F, 432D, 432E, 432F, 436, 436C, 438D, 442D, 442E
9R5313	EDGE	1	16					414E, 416B, 416C, 416D, 416E, 416F, 420D, 420E, 420F, 422E, 422F, 424B, 424D, 426B, 426C, 428, 428B, 428C, 428D, 428E, 428F, 430D, 430E, 430F, 432D, 432E, 432F, 434E, 436C, 438C, 438D, 442D, 442E
9R5321	EDGE GP-CUTTING	1						414E, 416, 416B, 416C, 416D, 416E, 416F, 420D, 420E, 420F, 424D, 426, 426B, 426C, 428, 428B, 428C, 428D, 428E, 428F, 430D, 430E, 430F, 432D, 432E, 432F, 434F, 436, 436B, 436C, 438B, 438C, 438D, 442D
9R5786	EDGE		NONE					416B, 416C, 416D, 420D, 424D, 426B, 426C, 428, 428B, 428C, 428D, 430D, 432D, 432E, 434E, 436C, 438C, 438D, 442D, 442E, 444E, TH220B, TH330B, TH340B, TH350B, TH355B, TH460B, TH560B, TH62, TH63, TH82

Part numbers are used for reference purposes only.

Costex Tractor Parts Copyright © 2023. All rights reserved.



CUTTING EDGES / BACKHOE LOADER (CONT.)

Part No.	Description	Required	Holes	Bol Dia.	Bolt	Nut	Washer	Application
9W8215	EDGE-CUTTING	2	4	5/8"	3F5108	4K0367	8T4122	414E, 416B, 416C, 416D, 416E, 416F, 420D, 420E, 420F, 424D, 426C, 428, 428B, 428C, 428D, 428E, 428F, 430D, 430E, 430F, 432D, 432E, 432F, 434F, 436C, 438C, 438D, 442D, 444F
9W8620	EDGE-CUTTING	1	4	3/4"	4F7827	2J3506		446, 446B, 450E, 450F, 910, 910G, 910K, 914G, 914K, IT14G, IT14G2
85999108	CUTTING EDGE							445, TV380, 450, SV250, 465, 445CT, SV300, 450CT, TR320, SR250
1229227	EDGE-CUTTING	2	6	7/8"	6F0196	2J3505		824G, 824G II, 824H, 824K
4T2922	EDGE-CUTTING	1	5	7/8"	5J2409	2J3505	-	814F, 814F II, 816B, 816F, 816F II, D7G, D7G2
4T2923	EDGE-CUTTING	2, 3	7	7/8"	5J2409	2J3505	-	814F, 814F II, 816B, 816F, 816F II, D6R III, D6T, D6T LGP, D6T XL
4T2986	EDGE-CUTTING	2	5	1"	4J9058	2J3507		824H, 824K, 836G, 836H, 980G, 980G II, 980H, 980K, D9R
4T2988	EDGE-CUTTING	2, 3, 8	7	1"	4J9208	2J3507	5P8250	824H, 824K, 826H, 826K, D8L, D9R, D9T
4T2992	EDGE-CUTTING	1	5	7/8"	6F0196	2J3505	-	824H, 824K, D7G
4T2994	EDGE-CUTTING	2, 3, 10	8	1"	4F4042	2J3507		825G, 825G II, 825H, 825K
4T3012	EDGE-CUTTING	2	10	3/4"	5J4773	2J3506	-	815B, 815F, 815F II
4T3417	EDGE-CUTTING	2	5	1"	4F4042	2J3507	5P8250	826H, 826K, D8L
4T3420	EDGE-CUTTING	3	5	7/8"	6F0196	2J3505		824G, 824G II, 824H, 824K, 836H, 836K, D7G
4T3422	EDGE-CUTTING	2	7	1"	4J9058	2J3507		836G, 836H
4T3423	EDGE-CUTTING	2	6	1"	4J9208	2J3507	5P8250	836G, 836H, D8L, D9R
4T6238	EDGE-CUTTING	1, 3	8	1"	4F4042	2J3507		825C, 825G, 825G II, 825H, 825K
4T6386	EDGE-CUTTING	2	7	1"	4J9058	2J3507	5P8250	834G, 834H, 834K, 844, 844H, 844K
4T6515	EDGE-CUTTING	2	12	7/8"	6F0196	2J3505		826C, 826G, 826G II, 826H, 826K, 834B, D7E, D7E LGP
4T8797	EDGE-CUTTING	2	6	7/8"	6F0196	2J3505		824H, 824K, 834B, 834G, 836H, 836K, D7E, D7E LGP
4T8799	SOLE	2, 3, 6	7	7/8"	6F0196	2J3505	5P8248	824G, 824G II, 824H, 824K, 834B
6Y0311	EDGE-CUTTING-LH	1	8	1"	1J4947	2J3507	5P8250	854G, 992C, 992D, 992G, 992K, 993K, D9L
6Y0312	EDGE-CUTTING-RH	1	8	1"	1J4947	2J3507	5P8250	854G, 992C, 992D, 992G, 992K, 993K, D9L
6Y5539	EDGE-CUTTING	1	12	1"	4J9208	2J3507	5P8250	834G, 834H, 834K, D9N, D9R
7T3492	SOLE	3	7	7/8"	5J4772	2J3505	5P8249	824C
7T9125	EDGE-CUTTING END	2	5	1"	4J9058	2J3507	5P8250	844, 844H, 844K, D8N, D8R, D8R II, D9N, D9R, D9T
9W3928	EDGE-CUTTING	2	6	1-1/4"	5P8823	3K9770	4K0684	854G, D11R, D9L
9W3930	EDGE-CUTTING	1	5	1-1/4"	5P8823	3K9770	4K0684	854G, D9L
9W4396	EDGE-CUTTING	1	11	1"	4J9058	2J3507	5P8250	854G, D9L
9W4500	EDGE-CUTTING	3	7	1"	4J9058	2J3507	5P8250	834H, 834K, 844, 844H, 844K
9W6656	EDGE-CUTTING	2	6	1-1/4"	5P8823	3K9770	4K0684	854G, D10N, D10R, D10T, D10T2
9W6657	EDGE-CUTTING	2	5	1-1/4"	5P8823	3K9770	4K0684	854G, D10N, D10R, D10T, D10T3
9W6658	EDGE-CUTTING	3, 4, 6	5	1-1/4"	5P8823	3K9770	4K0684	854G, 854K, D10N, D10R, D10T, D10T2

CUTTING EDGES / DOZER

Part No.	Description	Required	Holes	Bolt Dia.	Bolt	Nut	Washer	Application
1049634	EDGE-CUTTING	2	6	5/8"	3F5108	4K0367		D4C III, D4G
1060956	EDGE-CUTTING	2, 4	9	3/4"	5J4773	2J3506		D6R, D6R II, D6R III, D6T, D6T LGP, D6T XL
1073474	EDGE		6	7/8"				D8
1073477	EDGE-CUTTING		10	7/8"				D8

CUTTING EDGES / DOZER (CONT.)

Part No.	Description	Required	Holes	Bolt Dia.	Bolt	Nut	Washer	Application
1073479	EDGE-CUTTING	6	7	1"				D8
1073480	EDGE-CUTTING	2	5	1"				D8L
1073482	EDGE-CUTTING		6	1"				D8
1073483	EDGE-CUTTING		7	1"				D8
1122471	EDGE-CUTTING	2	5	1"	4J9058	2J3507	5P8250	D10R, D8R, D8R II, D9R, D9T
1122472	EDGE-CUTTING CENTER	1	9	1"	4J9058	2J3507	5P8250	D10R, D8R, D8R II, D9R, D9T
1356537	EDGE-CUTTING	3	7	7/8"	6F0196	2J3505	5P8249	D7H, D7R, D7R II, D7R XR
1359373	EDGE-CUTTING	3	8	1"	4F4042	2J3507	5P8250	D8R, D8R II, D8T
1400983	EDGE-CUTTING CENTER	2	6	3/4"	5J4771	2J3506	5P8248	D5C III
1577338	EDGE-CUTTING	2	7	5/8"	3F5108	4K0367	5P8247	D3G, D3K XL, D3K2 LGP, D4G, D4K XL, D4K2 XL, D5G, D5K LGP, D5K2 XL
2551429	EDGE-CUTTING	2	6	5/8"	3F5108	4K0367	5P8247	D3K XL, D3K2 LGP, D4K XL, D4K2 XL, D5K LGP, D5K2 XL
1049634	EDGE-CUTTING	2	6	5/8"	3F5108	4K0367		D4C III, D4G
1060956	EDGE-CUTTING	2, 4	9	3/4"	5J4773	2J3506		D6R, D6R II, D6R III, D6T, D6T LGP, D6T XL
1073474	EDGE		6	7/8"				D8
1073477	EDGE-CUTTING		10	7/8"				D8
1073479	EDGE-CUTTING	6	7	1"				D8
1073480	EDGE-CUTTING	2	5	1"				D8L
1073482	EDGE-CUTTING		6	1"				D8
1073483	EDGE-CUTTING		7	1"				D8
1122471	EDGE-CUTTING	2	5	1"	4J9058	2J3507	5P8250	D10R, D8R, D8R II, D9R, D9T
1122472	EDGE-CUTTING CENTER	1	9	1"	4J9058	2J3507	5P8250	D10R, D8R, D8R II, D9R, D9T
1356537	EDGE-CUTTING	3	7	7/8"	6F0196	2J3505	5P8249	D7H, D7R, D7R II, D7R XR
1359373	EDGE-CUTTING	3	8	1"	4F4042	2J3507	5P8250	D8R, D8R II, D8T
1400983	EDGE-CUTTING CENTER	2	6	3/4"	5J4771	2J3506	5P8248	D5C III
1577338	EDGE-CUTTING	2	7	5/8"	3F5108	4K0367	5P8247	D3G, D3K XL, D3K2 LGP, D4G, D4K XL, D4K2 XL, D5G, D5K LGP, D5K2 XL
2551429	EDGE-CUTTING	2	6	5/8"	3F5108	4K0367	5P8247	D3K XL, D3K2 LGP, D4K XL, D4K2 XL, D5K LGP, D5K2 XL
2551474	EDGE-CUTTING	2	8	5/8"	3F5108	4K0367	5P8247	D3K XL, D3K2 LGP, D4K XL, D4K2 XL, D5K LGP, D5K2 XL
3310162	EDGE-CUTTING	2	6	3/4"	5J4771	2J3506	5P8248	D3K XL, D3K2 LGP, D4K XL, D4K2 XL, D5K LGP, D5K2 XL
1U1192	CUTTING EDGE	2	6	7/8"	6F0196	2J3505	5P8249	D7H, D7R, D7R II
1U2211	EDGE-CUTTING	2	9	3/4"	5J4773	2J3506	5P8248	D5H, D6M, D6N
1U4930	EDGE-CUTTING	2	6	1"	4J9208	2J3507	5P8250	D8L
1U4931	EDGE-CUTTING	2	7	1"	4J9208	2J3507	5P8250	D8L
3G6062	EDGE-CUTTING	2	7	3/4"	5J4773	2J3506	5P8248	D5H
4T2315	EDGE-CUTTING	2	10	3/4"	5J4773	2J3506	5P8248	D5H, D5R LGP, D6M, D6N, D6N LGP
4T2913	EDGE		3					
4T2916	CUTTING EDGE	2	5	7/8"	6F0196	2J3505	9H1031	D7G
4T2917	CUTTING EDGE	1	9	7/8"	6F0196	2J3505	9H1031	D7G
4T2921	EDGE-CUTTING	1	7	7/8"	6F0196	2J3505	-	D7G, D7G2
4T2945	EDGE-CUTTING	1	5	3/4"	5J4773	2J3506	5P8248	D7
4T2946	EDGE-CUTTING	2	7	3/4"	5J4773	2J3506	5P8248	D7
4T2948	EDGE-CUTTING	3, 4	7	1/2"	5P2566		8T4223	D6R, D6R II, D7G, D7G2
4T2949	EDGE-CUTTING	2	15	3/4"	4F3654	2J3506		D7

Part numbers are used for reference purposes only.

Costex Tractor Parts Copyright © 2023. All rights reserved.

## CUTTING EDGES / DOZER (CONT.)

Part No.	Description	Required	Holes	Bolt Dia.	Bolt	Nut	Washer	Application
4T2950	EDGE-CUTTING	2	10	3/4"	5J4773	2J3506		D6R, D6R III, D6T, D6T LGP, D6T XL
4T2952	EDGE-CUTTING	3	5	3/4"	5J4773	2J3506	5P8248	D5R LGP, D6H, D6H II, D6H XL, D6H XR, D6R, D6R II, D6R III, D6R STD, D6T, D6T LGP, D6T XL
4T2974	EDGE-CUTTING	2	5	5/8"	4F3654	4K0367		D4, D5
4T2977	EDGE-CUTTING	1	15	5/8"	4F3654	4K0367	5P8247	D4, D4A, D6, 955
4T2981	CUTTING EDGE	1	23	5/8"				D4, D4A, D6, 955
4T2982	EDGE-CUTTING	1	7	5/8"				D4, D4D
4T2985	EDGE-CUTTING	2, 3, 4	5	3/4"	5J4773	2J3506	5P8248	D6H, D6H XL, D6H XR, D6R, D6R II, D6R III, D6T
4T2987	EDGE-CUTTING	1	6	1"	4F4042	2J3507	5P8250	D8L, D8R, D9T
4T2989	EDGE	2, 10	7	3/4"	5J4771	2J3506	5P8248	D6R II
4T2990	CUTTING EDGE	1	7	3/4"	5J4773	2J3506	5P8248	D7
4T2991	EDGE-CUTTING	1	5	3/4"	5J4773	2J3506	5P8248	D6R II
4T3004	EDGE-CUTTING	2	9	5/8"	3F5108	4K0367		D5
4T3005	EDGE-CUTTING	2	6	5/8"	3F5108	4K0367		D4E SR
4T3006	EDGE-CUTTING	1	5	5/8"	3F5108	4K0367		D4E SR
4T3008	EDGE-CUTTING	1	11	5/8"	3F5108	4K0567		D5, D6
4T3013	EDGE-CUTTING	1	7	3/4"	4F7827	2J3506	5P8248	D5H, D6D, D6E, D6E SR, D6G, D6G SR, D6G2 XL
4T3020	EDGE-CUTTING	2	9	5/8"	3F5108	4K0567		D5, D6
4T3021	EDGE-CUTTING	1	18	5/8"	4F3654	4K0367	5P8247	D4, D6
4T3024	EDGE	1	28	5/8"	3F5108	4K0367	5P8247	D5
4T3026	EDGE-CUTTING	1	4	3/4"	5J4773	2J3506	5P8248	D5B
4T3421	CUTTING EDGE-CENTER	1	9	7/8"	5J4772	2J3505		D7
4T3720	EDGE-CUTTING	2	7	3/4"	5J4773	2J3506	5P8248	D7H, D7R, D7R II
4T3901	EDGE-CUTTING	3	7	7/8"	6F0196	2J3505	5P8249	D7H, D7R, D7R II
4T5318	CUTTING EDGE	1, 3	6	7/8"	6F0196	2J3505	5P8249	D7H, D7R, D7R II
4T6230	EDGE-CUTTING	2	6	5/8"	3F5108	4K0367	5P8247	D3B, D3C II, D3C III, D3G, D4G, D5G
4T6232	EDGE-CUTTING	2	8	5/8"	3F5108	4K0367	5P8247	D3B, D3C II, D3C III, D3G, D3K XL, D3K2 LGP, D4G, D4K XL, D4K2 XL, D5K LGP, D5K2 XL
4T6262	EDGE-CUTTING	3	7	3/4"	5J4773	2J3506	5P8248	D6H
4T6379	CUTTING EDGE		4	1"				D9
4T6387	EDGE-CUTTING	3	9	1"	4J9058	2J3507	5P8250	D9
4T6388	CUTTING EDGE	1, 2	7	1"				D9
4T6448	EDGE-CUTTING	2	10	1"	4J9058	2J3507		D9, 824
4T6513	EDGE-CUTTING	1	10	7/8"				D8
4T6531	EDGE-CUTTING	2, 3, 4, 5, 6, 10	10	7/8"	6F0196	2J3505		825G, 826H, D7E, D7E LGP
4T6532	EDGE-CUTTING	1	6	7/8"	6F0196	2J3505		825G, 826H, D7E, D7E LGP
4T9586	EDGE-CUTTING	1	11	1"	4J9058	2J3507	5P8250	D8L
4Z9058	EDGE-CUTTING	1	13	1"	4J9058	2J3507	5P8250	D8R, D8R II, D8T
6Y3840	EDGE-CUTTING	2, 10	8	3/4"	5J4773	2J3506	5P8248	D6R, D6R II
6Y5538	EDGE-CUTTING	1	15	1"	4J9208	2J3507	5P8250	D9N, D9R
6Y5540	EDGE-CUTTING	2	5	1"	4J9208	2J3507	5P8250	844, 844H, 844K, D8N, D8R, D8R II, D8T, D9N, D9R
7J2980	EDGE-CUTTING	1, 3, 6	7	1"	4J9208	2J3507	5P8250	9A, 9S, D10T, D9L
7T5558	EDGE GP-BIT & CUTTING	1	9					D8N, D8R, D8R II, D8T
7T5701	EDGE-CUTTING CENTER	1	15	1"	4J9058	2J3507	5P8250	D9N, D9R, D9T
7T5702	EDGE-CUTTING CENTER	1	12	1"	4J9058	2J3507	5P8250	D9N, D9R, D9T
7T6589	EDGE-CUTTING	3, 10	7	7/8"	6F0196	2J3505	5P8249	D7E, D7H, D7R, D7R II

## CUTTING EDGES / DOZER (CONT.)

Part No.	Description	Required	Holes	Bolt Dia.	Bolt	Nut	Washer	Application
7T6592	EDGE-CUTTING END	2	4	7/8"	6F0196	2J3505	5P8249	D7E, D7H, D7R, D7R II
7T6678	EDGE-CUTTING	1, 3, 10	6	7/8"	6F0196	2J3505	5P8249	D7E, D7H, D7R, D7R II, D7R XR
7T6936	EDGE-CUTTING END	2	6	7/8"	6F0196	2J3505	5P8249	D7E, D7H, D7R, D7R II, D7R XR
7T9126	EDGE-CUTTING CENTER	1	9	1"	4J9058	2J3507	5P8250	D8N, D8R, D8R II
7T9782	EDGE-CUTTING	2	6	1-1/4"	6V8360	3K9770	4K0684	D9L
7T9976	EDGE-CUTTING	1	7	3/4"	5J4773	2J3506	5P8248	D6H, D6R, D6R II
7T9977	EDGE-CUTTING	1	7	3/4"	5J4773	2J3506	5P8248	D6H
7T9978	EDGE-CUTTING	1	4	3/4"	5J4773	2J3506	5P8248	D6H
8D2787	CUTTING EDGE							D10T, D10T1
8E2085	CUTTING EDGE	2	6	1-1/4"	5P8823	3K9770	4K0684	D10T, D10T2
8E2086	CUTTING EDGE	2	5	1-1/4"	5P8823	3K9770	4K0684	D10T, D10T2
9U8057	EDGE-CUTTING	2	4	3/4"	5J4773	2J3506	5P8248	D5H XL, D5R LGP, D6M, D6N, D6N LGP, D6R II
9W1878	EDGE-CUTTING	2, 10	8	3/4"	5J4773	2J3506	5P8248	D6H, D6H II, D6H XL, D6H XR, D6R, D6R II, D6R III, D6T, D6T LGP, D6T XL
9W2425	EDGE-CUTTING	2	9	1-1/4"	5P8823	3K9770	4K0684	D11N, D11R
9W2426	EDGE-CUTTING	2	11	1-1/4"	5P8823	3K9770	4K0684	D11N, D11R
9W4398	EDGE-CUTTING	1	5	1"	4J9058	2J3507	5P8250	D8L
9W4493	EDGE-CUTTING	2	9	1-1/4"	5P8823	3K9770	4K0684	994, D11N, D11R, D11T
9W4494	EDGE-CUTTING	2, 5	9	1-1/4"	5P8823	3K9770	4K0684	D11N, D11R, D11T
9W4495	EDGE-CUTTING	1	9	1-1/4"	5P8823	3K9770	4K0684	D11N, D11R, D11T
9W4502	EDGE-CUTTING	1	8	1"	1J4948	2J3507	5P8250	D9
9W4506	EDGE-CUTTING	2	6	1"	1J4948	2J3507	5P8250	D9L
9W4507	EDGE-CUTTING	2	9	1"	1J4948	2J3507	5P8250	D9L
9W4508	EDGE-CUTTING	1	8	1"	4J9208	2J3507	5P8250	D9
9W5232	EDGE-CUTTING	2	5	1"	4J9058	2J3507	5P8250	D8N, D8R, D8R II, D8T
9W5432	EDGE-CUTTING	1, 3, 10	8	1"	4J9058	2J3507	5P8250	D8N, D8R
9W6608	EDGE-CUTTING	2	5	1-1/4"	5P8823	3K9770	4K0684	D10N, D10R, D10T
9W7043	EDGE-CUTTING	1	12	1"	4J9058	2J3507	5P8250	D9N, D9R, D9T
9W7044	EDGE-CUTTING	1	15	1"	4J9058	2J3507	5P8250	D9N, D9R, D9T
9W8657	EDGE-CUTTING	3, 7	7	1"	4J9208	2J3507	5P8250	
9W9098	EDGE-CUTTING	3	8	1"	4J9058	2J3507	5P8250	D8N, D8R, D8R II
9W9794	EDGE-CUTTING	1	7	7/8"	5J4772	2J3505	5P8249	D7G
9W9795	EDGE-CUTTING	1	5	7/8"	5J4772	2J3505	5P8249	D7G, D7R
9W9796	EDGE-CUTTING	3	7	3/4"	5J4771	2J3506	5P8248	D7G

## CUTTING EDGES FOR KOMATSU® DOZER

Part No.	Description	Required	Holes	Bolt Dia.	Bolt	Nut	Washer	Application
130-70-41130	EDGE	1	9	3/4"	02090-11270	02290-11219		D50A, D50P, D50S, D53A, D53S, D55S, D58E, D58P, D65E, D65EX, PC228
134-72-61420	CUTTING EDGE	1	9	3/4"	02090-11265	02290-11219		D61E, D61EX, D61EXI, D68ESS
13G-72-61410	CUTTING EDGE	1	10	3/4"	02090-11270	02290-11219		D61E, D61EX, D61EXI, D61PX, D61PXI, D63E, D65PX, D65WX
13G-72-61420	CUTTING EDGE	2	6	3/4"	02090-11270	02290-11219		D61E, D61EX, D61EXI, D61PX, D61PXI, D63E, D65EX, D65PX, D65WX
13G-72-63250	CUTTING EDGE	2	5	3/4"	02090-11270	02290-11219		D61PX, D61PXI, D65PX, D65WX

Part numbers are used for reference purposes only.

Costex Tractor Parts Copyright © 2023. All rights reserved.

CUTTING EDGES FOR KOMATSU® DOZER (CONT.)

Part No.	Description	Required	Holes	Bolt Dia.	Bolt	Nut	Washer	Application
144-70-11131	CUTTING EDGE	2	11	3/4"	02090-11270	02290-11219		BF60, D58E, D60A, D60E, D60P, D60S, D65A, D65E, D65EX, D65P, D65S, D68ESS, D70LE, D75S
144-920-1120	CUTTING EDGE	2	9	3/4"	02090-11270	02290-11219		D60A, D60E, D65A, D65E, WF22A, WF22T, WF450T
175-70-26310	CUTTING EDGE	3	7	7/8"	175-71-11454	175-71-11530	01643-22245	D135A, D150A, D155A, D155AX, D155W, D355C
17A-71-45210	CUTTING EDGE	2	7		17A-71-12451	17M-71-21530	01643-22460	D155A, D155AX



CUTTING EDGES / EXCAVATOR

Part No.	Description	Required	Holes	Bolt Dia.	Bolt	Nut	Washer	Application
1402187	EDGE-CUTTING	2	6	5/8"	3F5108	4K0367	5P8247	311C, 311D LRR, 311F LRR, 312C L, 312D, 312D L, 312E, 312E L, 314C, 314D CR, 314D LCR, 314E CR, 314E LCR, 315C, D4C III
1406836	EDGE-CUTTING	2	6	5/8"	3F5108	4K0367	5P8247	311C, 311D LRR, 311F LRR, 312C L, 312D, 312D L, 312D2, 312E, 312E L, 313B, 313D, 314C, 314D CR, 314D LCR, 314E CR, 314E LCR, D3K XL, D3K2 LGP, D4K XL, D4K2 XL, D5K LGP, D5K2 XL
1U0762	EDGE-CUTTING	4	3	1-1/4"	5P8823	3K9770		345B II, 966K, 966M, 972K, 972M, 973C, 973D, 980C, 980F, 992K
1U2207	EDGE-CUTTING	2	6	3/4"	5J4773	2J3506	5P8248	321C, 321D LCR, 930K, D5H
4T2993	EDGE-CUTTING	1, 3, 6, 8	7	7/8"	5J2409	2J3505	5P8249	325C, 328D LCR, 834G, D7G
4T3009	EDGE-CUTTING	2	10	3/4"	4F7827	2J3506	5P8248	311C, 311D LRR, 311F LRR, 312C L, 312D, 314C, 314D LCR, 315C, 315D L, 320C, 322C, 325B L, D6E, D6E SR, D6G, D6G SR, D6G2 XL, D6T XL
4T3030	EDGE-CUTTING	2	12	5/8"	3F5108	4K0367		311C, 312C L, 446
4T3418	EDGE-CUTTING	1	10	7/8"	6F0196	2J3505		320C
4T6659	EDGE-CUTTING	2	7	3/4"	5J4773	2J3506	5P8248	321C, 321D LCR, D5H XL, D5R LGP, D6H, D6M, D6N, D6N LGP, D6R, D6R II, D6T XL
6Y2107	EDGE-CUTTING	1						365B, 374D L, R1300G, R1600G, R1600H, R2900G, R3000H
6Y5842	EDGE	2	8	5/8"	3F5108	4K0367	5P8247	315C, 315D L, D4C II, D4C III, D5C III, D5G
8A8580	EDGE-CUTTING	2	4	5/8"	4F3654	4K0367	5P8247	315C, 320C, 322C, 325B L, 924G, 924GZ, 924H, 924K, 928HZ, 930G, 930K, 938K



CUTTING EDGES / MOTOR GRADER

Part No.	Description	Required	Holes	Bolt Dia.	Bolt	Nut	Washer	Application
3G2165	EDGE-CUTTING	1	N/A	N/A	N/A	N/A	N/A	120M, 120M 2, 12H ES, 12M, 12M 2, 12M 3, 12M 3 AWD, 140H, 140H ES, 140H NA, 140M, 140M 2, 140M 3, 140M 3 AWD, 143H, 160H, 160H ES, 160H NA, 160K, 160M, 160M 2, 160M 3, 160M 3 AWD, 163H, 163H NA, 16G
4T2231	CUTTING EDGE CURVED	2	13	3/4"	N/A	N/A	N/A	120G, 12G, 130G, 140G, 16H
4T2233	EDGE-CUTTING	2	15	3/4"	N/A	N/A	N/A	130G, 14G, 16G

CUTTING EDGES / MOTOR GRADER (CONT.)

Part No.	Description	Required	Holes	Bolt Dia.	Bolt	Nut	Washer	Application
4T2236	CUTTING EDGE CURVED	2	15	3/4"	N/A	N/A	N/A	14G, 14H, 14H NA, 14M, 160H, 160H NA, 160M, 160M 2, 160M 3, 160M 3 AWD, 163H, 163H NA, 16G, 16H, 16H NA, 16M
4T2242	CUTTING EDGE CURVED	2	15	5/8"	N/A	N/A	N/A	120G, 12G, 130G, 140G
4T2244	CUTTING EDGE CURVED	2	13	5/8"	N/A	N/A	N/A	120G, 12G, 130G, 140G
4T2968	EDGE-CUTTING	2	13	5/8"	4F3654	4K0367	5P8247	12M 2, 140M, 14M, 160M
4T3007	EDGE-CUTTING	2	13	5/8"	3F5108	4K0367		120B
4T3010	EDGE-CUTTING	2, 4	4	3/4"	5J4773	2J3506	5P8248	120K, 120K 2, 120M, 12K, 12M, 12M 3, 12M 3 AWD, 140K, 140K 2, 140M, 140M 3, 140M 3 AWD, 160K, 160M, 160M 3, 160M 3 AWD, D6D, D6E, D6E SR, D6G, D6G SR, D6G2 LGP, D6G2 XL
4T3028	EDGE-CUTTING	3	4	5/8"	3F5108	4K0367	5P8247	120H NA, 12H NA, 135H NA, 140H NA, 140M, 143H, 14M, 160H NA, 160M, 163H
4T3032	EDGE-CUTTING	2	15	3/4"				
4T3036	EDGE-CUTTING	1	15	5/8"				
4T3037	EDGE-CUTTING	2	17	3/4"				
4T6508	EDGE-CUTTING	2	15	3/4"				
4T6511	EDGE	2	17	3/4"	5J4771	2J3506		16G, 16H, 16H NA, 16M
4T8317	CUTTING EDGE	2	17	3/4"				14G, 16G, 16H, 16H NA, 16M
5D9553	EDGE-CUTTING	2	13	5/8"				12, 14, 120
5D9553C	EDGE-CUTTING CARBON	2	13	5/8"				12, 14, 120
5D9554	EDGE-CUTTING	1, 2, 4	15	5/8"	3F5108	4K0367		120, 120G, 120H, 120H ES, 120H NA, 12E, 12F, 12G, 12H, 12H ES, 12H NA, 130G, 135H, 135H NA, 140, 140G, 140H, 140H ES, 140H NA, 143H, 14E, 160G
5D9554C	EDGE-CUTTING CARBON	2	15	5/8"	3F5108	4K0367		120, 120G, 120H, 120H ES, 120H NA, 12E, 12F, 12G, 12H, 12H ES, 12H NA, 130G, 135H, 135H NA, 140, 140G, 140H, 140H ES, 140H NA, 143H, 14E, 160G
5D9556	CUTTING EDGE - R.H.	1	13	5/8"	3F5108	4K0367		12F, 14E
5D9556C	CUTTING EDGE - R.H. CARBON	1	13	5/8"	3F5108	4K0367		12F, 14E
5D9557	CUTTING EDGE - L.H.	2	15	5/8"	3F5108	4K0367		12F, 14E
5D9557C	CUTTING EDGE - L.H. CARBON	2	15	5/8"	3F5108	4K0367		
5D9558	EDGE-CUTTING	1, 2	13	5/8"	3F5108	4K0367		120, 120B, 120G, 120H, 120H ES, 120H NA, 12F, 12G, 12H, 12H ES, 12H NA, 130G, 135H, 135H NA, 140, 140B, 140G, 140H, 140H ES, 140H NA, 143H, 14E, 163H
5D9558C	EDGE-CUTTING CARBON	1, 2	13	5/8"	3F5108	4K0367		120, 120B, 120G, 120H, 120H ES, 120H NA, 12F, 12G, 12H, 12H ES, 12H NA, 130G, 135H, 135H NA, 140, 140B, 140G, 140H, 140H ES, 140H NA, 143H, 14E, 163H
5D9559	EDGE-CUTTING	1, 2	15	5/8"	3F5108	4K0367		120, 120G, 120H, 120H ES, 120H NA, 12F, 12G, 12H, 12H ES, 12H NA, 130G, 135H, 135H NA, 140, 140B, 140G, 140H, 140H ES, 140H NA, 140K, 143H, 14E, 16, 160G
5D9559C	EDGE-CUTTING CARBON	2	15	5/8"	3F5108	4K0367		120, 120G, 120H, 120H ES, 120H NA, 12F, 12G, 12H, 12H ES, 12H NA, 130G, 135H, 135H NA, 140, 140B, 140G, 140H, 140H ES, 140H NA, 140K, 143H, 14E, 16, 160G



CUTTING EDGES / MOTOR GRADER( CONT.)

Part No.	Description	Required	Holes	Bolt Dia.	Bolt	Nut	Washer	Application
5D9561	EDGE-CUTTING	2	15	5/8"	3F5108	4K0367		120H, 120H ES, 120H NA, 12F, 12G, 12H, 12H ES, 12H NA, 135H, 135H NA, 140H, 140H ES, 140H NA, 143H, 14E, 16, 160G, 160H, 163H, 163H NA
5D9561C	EDGE-CUTTING CARBON	2	15	5/8"	3F5108	4K0367		120H, 120H ES, 120H NA, 12F, 12G, 12H, 12H ES, 12H NA, 135H, 135H NA, 140H, 140H ES, 140H NA, 143H, 14E, 16, 160G, 160H, 163H, 163H NA
5D9562	EDGE-CUTTING	2	13	5/8"	3F5108	4K0367		120H, 120H ES, 120H NA, 12F, 12H, 12H ES, 12H NA, 135H, 135H NA, 140H, 140H ES, 140H NA, 143H, 14E, 631E
5D9562C	EDGE-CUTTING CARBON	2	13	5/8"	3F5108	4K0367		120H, 120H ES, 120H NA, 12F, 12H, 12H ES, 12H NA, 135H, 135H NA, 140H, 140H ES, 140H NA, 143H, 14E, 631E
5D9732	CUTTING EDGE L.H.	2	17	5/8"	3F5108	4K0367		16
6Y5841	EDGE-CUTTING	2	6	5/8"	4F3654	4K0367	5P8247	120H, 12H, 12H NA, 140H, 140H NA, 313B, D3C III, D4C II
7D1158	EDGE	2	15	3/4"				120M, 12M, 140H, 140H ES, 140H NA, 140K, 140M, 143H, 14G, 14H, 14H NA, 14M, 160H, 160H ES, 160H NA, 160K, 160M, 163H, 163H NA, 16G
7D1576	EDGE-CUTTING	2	13	3/4"	5J4773	2J3506		120H, 120K, 120K 2, 120M, 12H, 12K, 12M, 135H, 140H, 140H ES, 140H NA, 140M, 143H, 160H, 160H ES, 160H NA, 160M, 163H, 163H NA
7D1577	EDGE-CUTTING	2	15	3/4"	5J4773	2J3506		120K, 120M, 120M 2, 12H, 12K, 12M, 12M 2, 12M 3, 12M 3 AWD, 140H, 140H ES, 140H NA, 140K, 140K 2, 140M, 140M 2, 140M 3, 140M 3 AWD, 143H, 14G, 14M, 160H, 160H ES, 160H NA, 160K, 160M, 160M 2, 160M 3
7D1949	EDGE-CUTTING	2	17	3/4"				14G, 14M, 160H, 160M, 160M 2, 163H, 163H NA, 16G
7D4508	CUTTING EDGE	1	11	5/8"				
7T1625	EDGE-CUTTING	2	9	3/4"				
7T3498	CUTTING EDGE-CURVED	1	15	5/8"				12, 120, 130, 140
7T3499	CUTTING EDGE	1	13	5/8"				
8D2786	CUTTING EDGE	2	13	5/8"				
8J9821	EDGE	2	17	3/4"	5J4773	2J3506	5P8248	14G, 14H, 14H NA, 14M, 160H, 160H NA, 160M, 160M 2, 163H, 163H NA, 16G
9J3657	EDGE-CUTTING	2	13	3/4"	5J4773	2J3506	5P8248	120K, 120K 2, 120M, 120M 2, 12K, 12M, 12M 2, 12M 3, 12M 3 AWD, 140K, 140K 2, 140M, 140M 2, 140M 3, 140M 3 AWD, 160K, 160M, 160M 2, 160M 3, 160M 3 AWD
9J3658	EDGE-CUTTING	2	15	3/4"	5J4773	2J3506		120M, 12M, 140K, 140M, 140M 2, 14M, 160M, 160M 2
9J7701	EDGE-CUTTING	2	13	3/4"	5J4773	2J3506		120M, 12M, 140H ES, 140H NA, 140M, 143H, 160H, 160H ES, 160H NA, 160M, 163H NA
9W2307	EDGE-CUTTING		16	5/8"				

CUTTING EDGES / SKID STEER LOADER

Part No.	Description	Required	Holes	Bolt Dia.	Bolt	Nut	Washer	Application
1359394	EDGE-CUTTING	1	8	M16	1592953	8T4778		216, 216B, 216B3, 226B, 226B3, 228, 232B, 236, 236B, 236B3, 236D, 242B, 242B3, 242D, 246C, 246D, 247, 247B, 247B3, 248, 252B, 252B3, 256C, 257B, 257B3, 257D, 259B3, 259D, 262C, 262C2, 262D, 267

CUTTING EDGES / SKID STEER LOADER (CONT.)

Part No.	Description	Required	Holes	Bolt Dia.	Bolt	Nut	Washer	Application
1359395	EDGE-CUTTING	1	8	M16	1592953	8T4778		216, 216B, 216B3, 226B, 226B3, 228, 232B, 236, 236B, 236B3, 236D, 242B, 242B3, 242D, 246C, 246D, 247, 247B, 247B3, 248, 252B, 252B3, 256C, 257B, 257B3, 257D, 259B3, 259D, 262C, 262C2, 262D, 267, 267B
1359396	EDGE-CUTTING	1	11	M16	1592953	8T4778		216, 216B, 216B3, 226B, 226B3, 228, 232B, 236, 236B, 236B3, 236D, 242B, 242B3, 242D, 246C, 246D, 247, 247B, 247B3, 248, 252B, 252B3, 256C, 257B, 257B3, 257D, 259B3, 259D, 262C, 262C2, 262D, 267, 267B
1359397	EDGE-CUTTING	1	11	M16	1592953	8T4778		216, 216B, 216B3, 226B, 226B3, 228, 232B, 236, 236B, 236B3, 236D, 242B, 242B3, 242D, 246C, 246D, 247, 247B, 247B3, 248, 252B, 252B3, 256C, 257B, 257B3, 257D, 259B3, 259D, 262C, 262C2, 262D, 267, 267B
1495436	EDGE		16					216, 216B, 216B3, 226B, 226B3, 228, 232B, 236, 236B, 236B3, 236D, 242B, 242B3, 242D, 246C, 247, 247B, 247B3, 248, 252B, 252B3, 256C, 257B, 257B3, 257D, 259B3, 259D, 262C, 262C2, 267, 267B, 268B, 272C
1955124	EDGE-CUTTING	1	11	M16	1592953	8T4778		216, 216B, 216B3, 226B, 226B3, 228, 232B, 236, 236B, 236B3, 236D, 242B, 242B3, 242D, 246C, 246D, 247, 247B, 247B3, 248, 252B, 252B3, 256C, 257B, 257B3, 257D, 259B3, 259D, 262C, 262C2, 262D, 267, 267B
3G4282	EDGE-CUTTING	1, 2, 3	7	3/4"	5J4773	2J3506	5P8248	527, D5H, D5H XL, D5HTSK II, D5R LGP, D6M, D6N, D6N LGP
3G9306	EDGE-CUTTING	2, 10	6	3/4"	5J4773	2J3506	5P8248	517, D4H, D4HTSK II, D4HTSK III, D5C, D5C III, D5G
4T8940	EDGE-CUTTING	2	8	3/4"	5J4773	2J3506	5P8248	517, 527, D4H, D4H XL, D5M, D5N, D6K LGP
8E7245	EDGE-CUTTING	1, 2	9	3/4"	5J4773	2J3506	5P8248	515, 518C, 525, 525B, 525C, 525D, 535B, 535C, 535D, 545D, 555D, D6K LGP, D6K2, D6K2 LGP
8E9377	EDGE-CUTTING	1, 2, 3, 10	7	3/4"	5J4773	2J3506	5P8248	525C, 525D, 535C, 535D, 545, 545C, 545D, 555D, D4H XL, D5M, D5N, D6K, D6K LGP, D6K XL
8A8580	EDGE-CUTTING	2	4	5/8"	4F3654	4K0367	5P8247	315C, 320C, 322C, 325B L, 924G, 924GZ, 924H, 924K, 928HZ, 930G, 930K, 938K



CUTTING EDGES / WHEEL LOADER

Part No.	Description	Required	Holes	Bolt Dia.	Bolt	Nut	Washer	Application
1004044	EDGE-END	2	3	1-1/4"	5P8823	3K9770		966F, 966F II, 966G, 966G II, 970F, 972G
1004046	EDGE-CUTTING	2	3	1-1/4"	5P8823	3K9770		966F, 966F II, 966G, 966G II, 970F
1004047	EDGE-CUTTING	4	3	1-1/4"	5P8823	3K9770		966G, 966G II, 966H, 966K, 966M, 966M XE, 972G, 972G II, 972H, 972K, 972M, 980F, 980F II, 980G, 980G II
1006668	EDGE-CUTTING	2	3	1-1/4"	5P8823	3K9770		950H, 950K, 962H, 962K, 966F II, 966G, 966G II, 966H, 966K, 966M, 966M XE, 970F, 972G, 972G II, 972H, 972K, 972M, 972M XE, 973D, 980K
1019350	EDGE-CUTTING	1, 4	6	1-1/4"	6V6535	3K9770		988F, 988F II
1019351	EDGE-CUTTING-RH	1	6	1-1/4"	6V6535	3K9770		988F, 988F II
1019352	EDGE-CUTTING-LH	1	6	1-1/4"	6V6535	3K9770		988F, 988F II
1022184	EDGE-CUTTING	2	6	1-1/4"	6V6535	3K9770		988F, 988F II
1045841	EDGE-CUTTING	2	3	1-1/4"	5P8823	3K9770		988F, 988F II, 988G, 988H

Part numbers are used for reference purposes only.

Costex Tractor Parts Copyright © 2023. All rights reserved.

CUTTING EDGES / WHEEL LOADER ( CONT.)

Part No.	Description	Required	Holes	Bolt Dia.	Bolt	Nut	Washer	Application
1052345	EDGE-CUTTING	1	6					928HZ, 930G, 936F, 938F, 938G, 938G II, 938H, 966M XE, 972M XE, IT38F, IT38G, IT38G II, IT38H
1073537	EDGE-SEGMENT RH	3	3	1-1/4"	6V6535	3K9770		988F, 988F II, 988G, 988H, 988K
1073538	EDGE-SEGMENT LH	3	3	1-1/4"	6V6535	3K9770		988F, 988F II, 988G, 988H, 988K
1073746	EDGE-CUTTING	2, 4	3	1"	1J5607	2J3507		928HZ, 930G, 938F, 938G, 938G II, 938H, IT28G, IT38F, IT38G, IT38G II, IT38H
1099212	EDGE-CUTTING	2, 4	3	1-1/4"	5P8823	3K9770		950H, 962H, 966H, 966K, 966M, 972H, 972K, 972M, 980G, 980G II, 980H, 980K, 980M, 982M
1099230	EDGE-CUTTING	2	3	1-1/4"	5P8823	3K9770		980G, 980G II, 980H, 980K, 980M, 982M
1104711	EDGE-CUTTING	2	3	1"	1J5607	2J3507		924K, 930K, 936F, 938F, 938G, 938K
1119770	EDGE	1	8					950H, 962H, 966H, 966K, 966M, 972H, 972K, 972M, 980C, 980F, 980F II, 980G, 980G II, 980H, 980K, 980M
1321033	EDGE-END	2	3	1"	4F4042	2J3507		950F II, 950G, 950H, 960F, 962G, 962H, 966F II
1399230	EDGE-CUTTING	2	3	1"	4F4042	2J3507		950 GC, 950G, 950G II, 950H, 950K, 962G, 962G II, 962H, 962K, IT62G, IT62G II, IT62H
1406823	EDGE-CUTTING	2	3	1-1/4"	5P8823	3K9770		966G, 966G II, 966H, 966K, 966M, 966M XE, 970F, 972G, 972G II, 972H, 972K, 972M, 972M XE
1414847	EDGE	1	30					938K, 950 GC, 950G, 950G II, 950H, 950K, 962G, 962G II, 962H, 962K, IT62G, IT62G II, IT62H
2804068	EDGE-END	2	3	1-1/4"	5P8823	3K9770		980G, 980G II, 980H, 980K, 980M, 982M, 988G, 988H, 988K
1U0292	EDGE-CUTTING	2	3	1"	1J5607	2J3507		936, 936F
1U0295	EDGE-CUTTING	2	3	1"	1J5607	2J3507		910G, 918F, 924F, 930K, 938K, 941, 950K, 953, 953C, 953D, 962K, IT12B, IT24F, IT28F, IT28G
1U0593	EDGE-CUTTING	2	3	1-1/4"	5P8823	3K9770		924G, 924K, 930K, 938K, 950F II, 950G, 950G II, 950H, 950K, 960F, 962G, 962G II, 962H, 962K, 963C, 963D, 966D, 966F, 966F II, 966G, 966G II, 966H, 966K, 970F, 972G, 972G II, 972H, 972K, 980H
1U0601	EDGE-CUTTING	2	3	1"	4F4042	2J3507		938G, 938G II, 938H, 950B, 950F, 950F II, 960F, 966F II, 966G, 966K, 966M, 966M XE, 972G, 972K, 972M, 972M XE, IT62G
1U0607	EDGE-CUTTING	2	3	1"	1J5607	2J3507		920, 930, 936, 936F, 938H, IT24F
1U1464	EDGE-END	2, 4	3	1"	1J5607	2J3507		920, 928HZ, 930, 950, 950F II, IT62G, IT62G II, IT62H
1U1465	EDGE-CENTER	3	3	1"	4J9058	2J3507		920, 924H, 928HZ, 930, 950
1U1469	EDGE-CUTTING	2	3	1"	8J2928	2J3507		950, 950H, 962H, 966H, 972H
1U1470	EDGE-CUTTING	1, 3	4	1"	4F4042	2J3507		950, 950H, 950K, 962H, 962K
1U1475	EDGE-CUTTING	2	4	1"	1J5607	2J3507		950H, 962H, 966C, 966G, 966H, 966K, 966M, 966M XE, 972G, 972H, 972K, 972M, 972M XE
1U1476	EDGE-CUTTING	1	8	1"	4F4042	2J3507		966C, 966K, 966M, 972K, 972M
1U1531	EDGE-CUTTING		5					950, 966A, 966B, 966C
1U1909	EDGE-CUTTING	2	3	1-1/4"	5P8823	3K9770		950F II, 960F, 966D, 966F II, 966G, 966G II, 966H, 966K, 966M, 966M XE, 970F, 972G, 972G II, 972H, 980K
1U2406	EDGE-CUTTING	2	3	1-1/4"	6V6535	3K9770		950F II, 966C, 973, 973C, 973D, IT62G
1U2407	EDGE	2	3	1-1/4"	5P8823	3K9770		966C
1U2412	EDGE	2, 10	3	1"	4F4042	2J3507		950
1U2413	EDGE	2	3	1"	4F4042	2J3507		950
1U2414	EDGE-CUTTING	1	3	1"	4F4042	2J3507		950, 950H, 950K, 962H, 962K
1U4929	EDGE-CUTTING	2	5	1"	4J9208	2J3507	5P8250	980H, 980K, 980M, 988B, 988F, 990, 990 II, D8L
1V3915	EDGE-CUTTING	1	N/A	N/A	N/A	N/A	N/A	950
1V3916	EDGE-CUTTING	1	N/A	N/A	N/A	N/A	N/A	930, 953, 953B, 953C, 953D
1V3917	EDGE-CUTTING	1	N/A	N/A	N/A	N/A	N/A	966C

CUTTING EDGES / WHEEL LOADER ( CONT.)

Part No.	Description	Required	Holes	Bolt Dia.	Bolt	Nut	Washer	Application
4E0659	EDGE-CUTTING	1	N/A	N/A	N/A	N/A	N/A	924G, 924GZ, 924H, 924HZ, 924K, 928F, 928G, 928HZ, 930G, 930K, 938K, IT14G, IT18F, IT24F, IT28B, IT28F, IT28G
4T2972	EDGE-CUTTING	2	6	5/8"	3F5108	4K0367	5P8247	924G, 924GZ, 924H, 924K, 928HZ, 930G, 930K, 938K
4T2983	EDGE-CUTTING	1, 2	3	5/8"	3F5108	4K0367	5P8247	D4, D5
4T3011	EDGE-CUTTING	1, 2	11	3/4"	4F7827	2J3506	5P8248	973D, D6G2 LGP
4T6231	EDGE-CUTTING	2	7	5/8"	4F3654	7X0448	5P8247	939, 939C, D3B
4T6381	EDGE-CUTTING	1	9	1"	4J9058	2J3507	5P8250	990, 990 II, D10T, D8N, D8R, D8R II, D8T
4T6589	EDGE-CUTTING	2	8	1"	8J2928	2J3507		980G II, 980H, 980K, 980M, 982M
5G6133	EDGE-CUTTING	1	24					910
5V4670	EDGE-CUTTING	1						916, 926, 926A, 941, 951B, 953, IT18, IT18B, IT28, IT28B
5V4696	EDGE-CUTTING	1						950B, 950B/950E, 950F, 950F II
5V7410	EDGE-CUTTING	1	12					938H, 950B
5V7423	CUTTING EDGE							930
6W2973	EDGE-CUTTING	1						950B, 950B/950E, 950F, 950F II, 960F
6W2984	EDGE-CUTTING	1						930R, 936, 936F
6W2985	EDGE	1						936, 936F, G936
6W2986	EDGE	1						944, 950
6W2987	CUTTING EDGE	1	30					944, 950
6W2989	EDGE	1						966
6W2990	EDGE-CUTTING	1	30	1-1/4"	6V6535	3K9770		950F II, 966C, IT62G
7T9779	EDGE-CUTTING	1	5	1-1/4"	6V8360	3K9770	4K0684	966D, 966F
7V1490	EDGE-CUTTING	1						966D, 966F
7V4188	EDGE-CUTTING		18					980C
8E4567	EDGE-CUTTING	2	3	1"	1J5607	2J3507		924G, 924GZ, 924H, 924HZ, 924K, 928F, 928G, 928HZ, 930G, 930K, 938K, IT14G, IT18F, IT24F, IT28F, IT28G
8J8176	EDGE-CUTTING							982M, 988B
8K5056	CUTTING EDGE	1	NONE					983
8V9585	EDGE-CUTTING	1						988B
9V0169	EDGE-CUTTING	1	2					966C
9V0170	EDGE-CUTTING	1						966D, 966F, 966F II, 966G, 972G II
9V6572	EDGE-CUTTING		28					910G, 916, 918F, 924F, 926, 926A, 953, 953B, 953C, 953D, G916, IT12B, IT14B, IT14F, IT18F, IT24F, IT28B, IT28F, IT28G
9V6573	EDGE-CUTTING	1		1"	4F4042	2J3507		938G, 938G II, 938H, 950B, 950B/950E, 950F, 950F II, 960F, IT62G
9V6574	EDGE-CUTTING	1	30					973C, 980C, 980F, 980F II
9V6575	EDGE-CUTTING	1	30					924K, 930K, 938K, 950G, 950G II, 950H, 950K, 960F, 962G, 962G II, 962H, 962K, 963D, 966D, 966F, 966F II, 966G, 966G II, 966H, 966K, 966M, 970F, 972G, 972G II, 972H, 972K, 972M, 973C
9W1375	EDGE-CUTTING	2	3	1-1/4"	5P8823	3K9770		980G, 980G II, 980H, 988B
9W5731	EDGE-CUTTING (LH)	1	6	1-1/4"	6V6535	3K9770	4K0684	980H, 980K, 980M, 988B, 988F, 988G, 988H
9W5732	EDGE-CUTTING (LH)	1	5	1-1/4"	6V6535	3K9770	4K0684	980H, 980K, 980M, 988B, 988F, 988G, 988H
9W5733	EDGE-CUTTING (RH)	1	5	1-1/4"	6V6535	3K9770	4K0684	980H, 980K, 980M, 988B, 988F, 988G, 988H
9W5735	EDGE-CUTTING (RH)	1		1-1/4"	5P8823	3K9770	4K0684	980H, 980K, 980M, 988B, 988F, 988G, 988H
9W5736	EDGE-CUTTING	1	6	1-1/4"	5P8823	3K9770	4K0684	980H, 980K, 980M, 988B, 988F, 988G, 988H
9W6609	EDGE-CUTTING	2,3,4	6	1-1/4"	8T9079	3K9770		966H, D10N, D10R, D10T
9W6615	EDGE-CUTTING	4	5	1-1/4"	8T9079	3K9770		966H, 966K, 972G II, 972H, 972K, 972M, D10N, D10R, D10T

GROUND ENGAGING TOOLS

GROUND ENGAGING TOOLS

## CUTTING EDGES FOR KOMATSU® WHEEL LOADER

Part No.	Description	Required	Holes	Bolt Dia.	Bolt	Nut	Washer	Application
418-815-A110	EDGE	1	4	1"	02090-11685	02290-11625	01643-22460	WA250
419-815-A120	EDGE	2	2	1"	02090-11685	02290-11625	01643-22460	WA250
421-838-1110	EDGE, SIDE	2, 8	2	1"	02091-11600	02290-11625	01643-22460	WA250, WA300, WA320, WA350, WA380, WA380Z, WA400, WA420, WA430, WA450, WA470, WA480
424-815-A130	EDGE, SIDE	2	4	7/8"	02090-11485	02290-11422	01643-32260	WA380
424-815-A140	EDGE, CENTER	1	6	7/8"	02090-11485	02290-11422	01643-32260	WA380
418-815-A110	EDGE	1	4	1"	02090-11685	02290-11625	01643-22460	WA250
419-815-A120	EDGE	2	2	1"	02090-11685	02290-11625	01643-22460	WA250
421-838-1110	EDGE, SIDE	2, 8	2	1"	02091-11600	02290-11625	01643-22460	WA250, WA300, WA320, WA350, WA380, WA380Z, WA400, WA420, WA430, WA450, WA470, WA480
424-815-A130	EDGE, SIDE	2	4	7/8"	02090-11485	02290-11422	01643-32260	WA380
424-815-A140	EDGE, CENTER	1	6	7/8"	02090-11485	02290-11422	01643-32260	WA380
418-815-A110	EDGE	1	4	1"	02090-11685	02290-11625	01643-22460	WA250
419-815-A120	EDGE	2	2	1"	02090-11685	02290-11625	01643-22460	WA250
421-838-1110	EDGE, SIDE	2, 8	2	1"	02091-11600	02290-11625	01643-22460	WA250, WA300, WA320, WA350, WA380, WA380Z, WA400, WA420, WA430, WA450, WA470, WA480
424-815-A130	EDGE, SIDE	2	4	7/8"	02090-11485	02290-11422	01643-32260	WA380
424-815-A140	EDGE, CENTER	1	6	7/8"	02090-11485	02290-11422	01643-32260	WA380



## CUTTING EDGES / WHEEL TRACTOR SCRAPER

Part No.	Description	Required	Holes	Bolt Dia.	Bolt	Nut	Washer	Application
4T2863	CUTTING EDGE	2	15	3/4"	5J4771	2J3506	5P8248	621H, 621K, 623G, 623H, 623K, 623K LRC, 627H, 627K, 627K LRC, TS180, TS220
4T2887	EDGE-CUTTING	1	20	1"	4J9058	2J3507	5P8250	621G, 621K, 623G, 623H, 623K, 623K LRC, 627F, 627G, 627H, 627K, 627K LRC
4T2894	EDGE-CUTTING	2	10	1"	1J5607	2J3507	5P8250	621G, 621K, 623G, 623H, 623K, 623K LRC, 627F, 627G, 627H, 627K, 627K LRC
4T2895	EDGE-CUTTING	1	20	1"	4J9058	2J3507	5P8250	621K, 623G, 623H, 623K, 623K LRC, 627H, 627K, 627K LRC
4T2896	EDGE-CUTTING	1, 7	18	1"	1J5607	2J3507	5P8250	621E, 621F, 621G, 627B, 627E, 627F, 627G
4T2973	EDGE-CUTTING	2	6	5/8"	4F3654	4K0367	5P8247	633E
4T3444	EDGE-CUTTING	1	20	1"	4J9208	2J3507	5P8250	631G, 637E, 637G
4T6378	CUTTING EDGE	2	6					631G, 637E, 637G, 844, 844H, 844K, D10T, D8N, D8R, D8R II, D8T
4T6380	CUTTING EDGE	2	5	1"	1J5607	2J3507	5P8250	621E, 621F, 621G, 621K, 623G, 623H, 623K, 623K LRC, 627B, 627E, 627F, 627G, 627H, 627K, 627K LRC
4T6568	EDGE-CUTTING	1	18	1"	1J5607	2J3507	5P8250	621, 621E, 621F, 621G, 627E, 627F, 627G, 637E, 657E, TS185, TS225
4T6611	EDGE-CUTTING	1, 2	14	3/4"	4F7827	2J3506		613, 613C, 613C II, 613G, TS185, TS225
4T6612	EDGE-CUTTING	2	5	1"	4F4042	2J3507	5P8250	621, 621E, 621F, 621G, 621H, 621K, 623H, 623K, 623K LRC, 627E, 627F, 627G, 627H, 627K, 627K LRC, 637E, 657E, TS180
4T6613	EDGE-CUTTING	2	8	3/4"	4F7827	2J3506		613, 613C, 613C II, 613G
4T6614	EDGE-CUTTING	2	6	1"	4J9058	2J3507	5P8250	631D, 631E, 631G, 637E, 637G, TS220

## CUTTING EDGES / WHEEL TRACTOR SCRAPER ( CONT.)

Part No.	Description	Required	Holes	Bolt Dia.	Bolt	Nut	Washer	Application
7J2957	CUTTING EDGE	1	18	1"	4F4042	2J3507		630B, 631B, 637, 637B
7J2959	CUTTING EDGE	2	6	1"	4F4042	2J3507		630B, 631B, 637, 637B
7J3026	CUTTING EDGE	1	18	1"	4F4042	2J3507		630B, 631B, 637, 637B
9J4369	EDGE-CUTTING	1	20	1"	4J9058	2J3507	5P8250	631D, 631E, 631G, 633E, 637D, 637E, 637G
9J5899	EDGE-CUTTING	1	20	1"	4J9058	2J3507	5P8250	631D, 631G, 637D, 637E, 637G
9W5806	EDGE-CUTTING	2, 10	8	1"	4J9058	2J3507	5P8250	615, 615C
9W5807	EDGE-CUTTING	1	18	1"	4J9058	2J3507	5P8250	615, 615C
9W6092	EDGE-CUTTING	2	6	1"	4J9058	2J3507	5P8250	631E, 631G, 637E, 637G, 844, 844H, 844K, D8N, D8R, D8R II

CTP Heat-Treated edges offer the best combination of wear and impact resistance. Manufactured from a boron steel alloy, Scraper Cutting Edges offer good penetration to match any job.

## MOTOR GRADER INSERTS

Keep the cylinder blade lift on your motor grader moving smoothly at all times with CTP Motor grader Inserts.



Part No.	Description	Material	Application
2G7463	INSERT	PLASTIC	16G
2G7464	INSERT	PLASTIC	120G, 12G, 130G, 14G
2G7465	INSERT	PLASTIC	120G
2795267	INSERT	PLASTIC	120M, 120M 2, 12M, 12M 2, 12M 3, 12M 3 AWD, 140M, 140M 2, 140M 3, 140M 3 AWD, 160M, 160M 2, 160M 3, 160M 3 AWD
8D8024	INSERT	METAL	16G, 16H, 16H NA, 227
8X4741	INSERT	BIMETALLIC	120H, 120H ES, 120H NA, 120K, 120K 2, 12H, 12H ES, 12H NA, 12K, 135H, 135H NA, 140H, 140H ES, 140H NA, 140K, 140K 2, 143H, 160H, 160H ES, 160H NA, 160K, 163H, 163H NA
9D2252	INSERT	BIMETALLIC	14G, 14H, 14H NA
9D2756	INSERT	BIMETALLIC	120G
2G7468	INSERT BALL	PLASTIC	12F, 14E, 16

## BIT CUTTERS



CTP Bit Cutters are created using a 4140 steel body and a tungsten carbide tip for high wear and impact resistance. Whether milling asphalt or concrete roads, our bit cutters offer outstanding fracture resistant toughness to keep your project running smoothly.

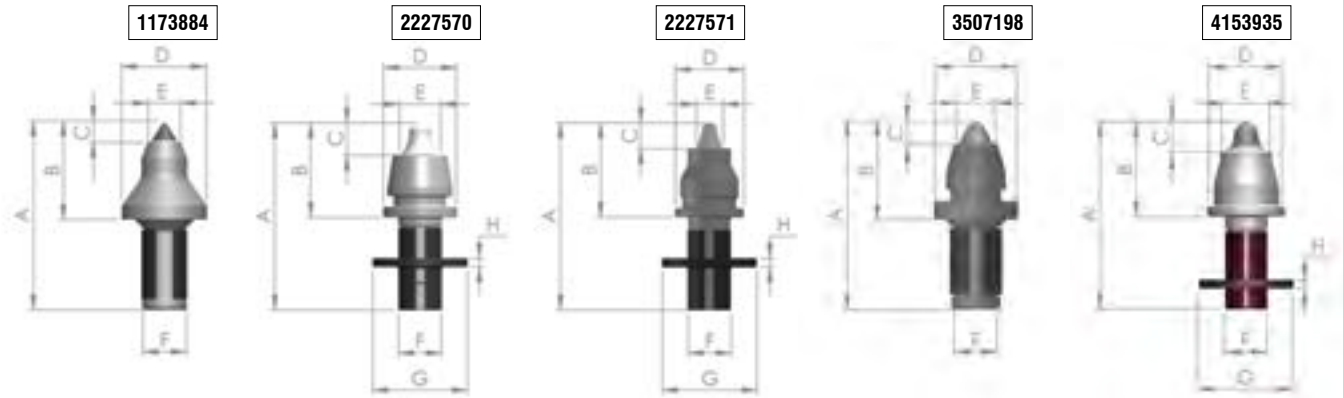
Bit Cutter Part No.	Holder Part No.	Application
1173884	1174076	RM-250C, RM-300, RM-350B, RM-500, RR-250B, SS-250B, SM-350
2227570	2414559	PM-201, PM-310, PM-312, PM-313, PM-620, PM-622, PM-820, PM-822, PM-825, RM-500
2227571	4861915	PC-310B, PC-404, PM-201, PM-310, PM-465, PM-565, PM-565B, PM-620, PM-622, PM-820, PM-822, PR-1000, PR-450C, RM-250C, RM-300, RM-350B, RM-500, RR-250, RR-250B, SM-350, SS-250, SW-345B, SW-60, T15, T9, T9B, T15, T6B, T9




Bit Cutter Part No.	Holder Part No.	Application
3507198	1519941	PM-102, PM-200, PM-201, PM-310, PM-465, PM-565, PM-565B, PM-620, PM-622, PR-1000, PR-450C, RM-250C, RM-300, RM-350B, RM-500, RR-250B, SM-350
4153935	1519941	PM-102, PM-200, PM-201, PM-310, PM-465, PM-565, PM-565B, PM-620, PM-622, PR-1000, PR-450C, RM-250C, RM-300, RM-350B, RM-500, RR-250B, SM-350

**BIT CUTTERS REFERENCE CHART**

Part No.	Dimensions (mm)							
	A	B	C	D	E	F	G	H
1173884	83	43	9	38	15	20	--	--
2227570	88	45	16	34	17	20	44	4
2227571	88	45	13	32	13	20	44	4
3507198	86	45	10	38	20	24	--	--
4153935	88	44	14	36	24	20	44	4



**CHOCKY BARS & WEAR BUTTONS**



NOTCHED MILD STEEL BACKING PLATE IS EASILY BENDABLE TO CONFORM TO SHAPE

MILD STEEL BACKING PLATE IS EASILY CUT TO SIZE


NO PRE-HEATING REQUIRED TO WELD IN PLACE

HIGH-CHROMIUM MOLY WHITE IRON  
COPPER BOND  
STEEL BACKING PLATE



**CTP Chocky Bars** and **Wear Buttons** provide maximum protection against high abrasion for your excavator, shovel, or loader bucket. Wear bars are easily cut, formed and welded onto contoured surfaces to provide that extra layer of protection against wear and impact under the harshest conditions. Wear buttons can be arranged and welded in a variety of ways to provide extra protection to smaller areas.

With a variety of shapes and sizes, these products are easily installed to high wear areas resulting in reduced maintenance and downtime. CTP Wear products Extend the life of your equipment bucket.



**CHOCKY BARS**

- Easy to cut for customized protection
- Easy to bend for contoured surfaces
- Available in many sizes



**WEAR BUTTONS**

- Ideal for smaller areas
- Requires less welding time
- Available in many sizes

**CHOCKY BARS & WEAR BUTTONS**

Part No.	Description	Dimensions
2804088	BLOCK AS-WEAR 1.5 INCH CHOCKY	LENGTH: 240MM, WIDTH: 40MM, THICKNESS: 25MM
2804089	BLOCK AS-WEAR 2.0 INCH CHOCKY	LENGTH: 240MM, WIDTH: 50MM, THICKNESS: 25MM
2804090	BLOCK AS-WEAR 2.5 INCH CHOCKY	LENGTH: 240MM, WIDTH: 65MM, THICKNESS: 25MM
2804091	BLOCK AS-WEAR 4.0 INCH CHOCKY	LENGTH: 240MM, WIDTH: 100MM, THICKNESS: 25MM
2804092	BLOCK AS-WEAR 2.5" BUTTON	DIAMETER: 60MM, THICKNESS: 25MM
2804093	BLOCK AS-WEAR 3.5" BUTTON	DIAMETER: 90MM, THICKNESS: 30MM
2804094	BLOCK AS-WEAR 4.5" BUTTON	DIAMETER: 115MM, THICKNESS: 32MM
2804095	BLOCK AS-WEAR 6" BUTTON	DIAMETER: 150MM, THICKNESS: 41MM

Part numbers are used for reference purposes only.

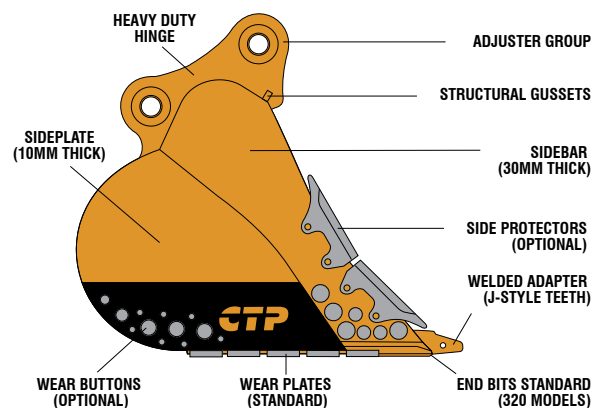
Costex Tractor Parts Copyright © 2023. All rights reserved.

# NEW EXCAVATOR BUCKETS

## FOR 320, 416, 420 EXCAVATORS

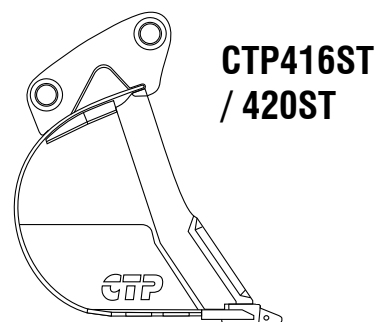
CTP Heavy Duty Buckets are specially engineered for excavating in the harshest conditions. Designed for digging in various materials, including dirt, clay, rock, and high abrasive applications. The Q355 high-strength steel shell increases strength for supporting stress and heavy loads.

With a yield strength of 345 MPa (megapascal) and a tensile strength of 450 Mpa. Q355 steel offers outstanding longevity, performance, and stability.

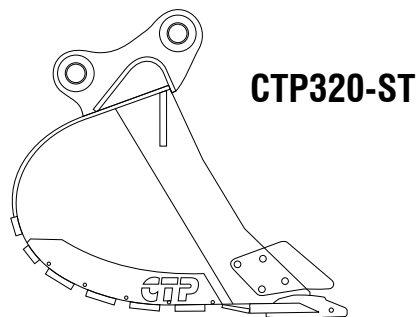


### FEATURES INCLUDE:

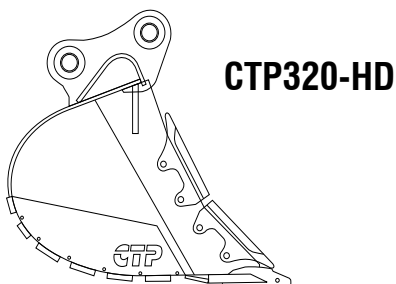
- Designed with heavy-duty Q355 high strength structural steel
- Included with standard Adapters for J Series Style Teeth
- Bottom wear pads are standard
- End Bits included on the 320 buckets
- Optional Bucket Side Bar Protectors
- Optional Sidecutters Wear Pads
- Optional Wear Buttons and Chocky Bars available



Part No.	Capacity	Weight	Adapters
CTP-416-ST-12	0.08	141.9	6Y3224
CTP-416-ST-18	0.12	166.9	6Y3224
CTP-416-ST-24	0.18	186.5	6Y3224
CTP-416-ST-30	0.23	211.5	6Y3224
CTP-420-ST-12	0.08	141.9	6Y3224
CTP-420-ST-18	0.12	166.9	6Y3224
CTP-420-ST-24	0.18	186.5	6Y3224
CTP-420-ST-30	0.23	211.5	6Y3224



Part No.	Capacity	Weight	Accessories		
			Adapters	End Bits	
CTP-320-ST-18	0.34	609.3	6Y3224	964747	964748
CTP-320-ST-24	0.47	668.3	6Y3224	964747	964748
CTP-320-ST-30	0.66	744.4	6Y3224	964747	964748
CTP-320-ST-36	0.83	820.5	6Y3224	964747	964748
CTP-320-ST-42	1.00	891.6	6Y3224	964747	964748



Part No.	Capacity	Weight	Accessories		
			Adapters	End Bits	
CTP-320-HD-18	0.43	734.8	8J4310	K320D	964748
CTP-320-HD-24	0.59	814.8	8J4311	K320D	964748
CTP-320-HD-30	0.75	891.4	8J4312	K320D	964748
CTP-320-HD-36	0.92	968	8J4313	K320D	964748
CTP-320-HD-42	1.08	1059.6	8J4314	K320D	964748



# HARDWARE PARTS

### Need the right hardware for your heavy equipment project?

Whether you're looking for a specialty part or simply a bolt, nut & washer assortment, we have you covered. Our well-stocked inventory includes everything from screws, nuts and bolts to specialty items like woodruff keys and snap rings. Always in stock at the competitive price point you've come to expect.



## ADAPTERS

Part No.	Description	Part No.	Description
2R8613	ADAPTER	6D6489	ADAPTER
3J7355	ADAPTER	6K3457	ADAPTER
3R2704	ADAPTER	6K6967	ADAPTER
3R5387	ADAPTER	6L9777	ADAPTER
4L8545	ADAPTER	6L9781	ADAPTER
4S6678	ADAPTER	6L9952	ADAPTER
4V6485	ADAPTER	7D4903	ADAPTER
5D9231	ADAPTER	7D5363	ADAPTER
5K6875	ADAPTER	8F0390	ADAPTER
5P1404	ADAPTER	8L3282	ADAPTER
5P2937	ADAPTER	8L6557	ADAPTER
5P3501	ADAPTER	8M0755	ADAPTER
5P5528	ADAPTER	9L4007	ADAPTER
5P6944	ADAPTER	9M6522	ADAPTER
5P9617	ADAPTER		



Part numbers are used for reference purposes only.

Costex Tractor Parts Copyright © 2023. All rights reserved.



# BOLTS |



Part No.	Description	Part No.	Description
0302135	BOLT	7X0341	BOLT
0310223	BOLT	7X0347	BOLT
0312523	BOLT	7X0351	BOLT
0314630	BOLT	7X0356	BOLT
0930262	BOLT	7X0357	BOLT
0S1565	BOLT	7X0358	BOLT
0S1570	BOLT	7X0372	BOLT
1434891	BOLT	7X0373	BOLT
1504741	BOLT	7X0383	BOLT
1A0224	BOLT	7X0384	BOLT
1K9414	BOLT	7X0385	BOLT
2H0191	BOLT	7X0393	BOLT
310214	BOLT	7X0396	BOLT
3J8281	BOLT	7X0404	BOLT
3K3112	BOLT	7X0405	BOLT
3S0127	BOLT	7X0407	BOLT
4B8701	BOLT	7X0408	BOLT
4F3650	BOLT	7X0412	BOLT
4F3664	BOLT	7X0434	BOLT
4F3671	BOLT	7X0435	BOLT
5D1972	BOLT	7X0818	BOLT
5D9844	BOLT	7X2488	BOLT
6K0137	BOLT	7X2532	BOLT
6T8521	BOLT	7X2538	BOLT
6V1997	BOLT	7X2549	BOLT
6V3531	BOLT	7X2550	BOLT
6V3823	BOLT	7X2554	BOLT
6V4414	BOLT	7X2556	BOLT
6V4432	BOLT	7X2561	BOLT
6V5221	BOLT	7X2569	BOLT
6V8132	BOLT	7X2573	BOLT
6V8199	BOLT	7X2574	BOLT
6V8212	BOLT	7X2576	BOLT
6V8918	BOLT	7X2577	BOLT
6Y7432	BOLT	7X2581	BOLT
7H3579	BOLT	7X2583	BOLT
7K4370	BOLT	7X2584	BOLT
7X0290	BOLT	7X7925	BOLT
7X0296	BOLT	8C3290	BOLT
7X0307	BOLT	8C6877	BOLT
7X0310	BOLT	8C8451	BOLT
7X0314	BOLT	8C8478	BOLT
7X0326	BOLT	8M0139	BOLT
7X0328	BOLT	8T0281	BOLT
7X0333	BOLT	8T0358	BOLT
7X0335	BOLT	8T0359	BOLT
7X0337	BOLT	8T0360	BOLT

Part No.	Description
8T0375	BOLT
8T0640	BOLT
8T0650	BOLT
8T0652	BOLT
8T0664	BOLT
8T0668	BOLT
8T0670	BOLT
8T2396	BOLT
8T3647	BOLT
8T4141	BOLT
8T4174	BOLT
8T4779	BOLT
8T4971	BOLT
8T5041	BOLT

Part No.	Description
8T6624	BOLT
8T8912	BOLT
8T8919	BOLT
8T9043	BOLT
8T9378	BOLT
8T9383	BOLT
8T9396	BOLT
8T9400	BOLT
930265	BOLT
9B7237	BOLT
9F5975	BOLT
9F8122	BOLT
9W9058	BOLT
9X8896	BOLT

# BONNETS |



## FUEL INJECTION BONNETS

Part No.	Application
1W9171	3306
6I1327	3306
8S3653	3306
8N2516	3204, 3304, 3402, 3306, 3306B
8N1417	3208, 3304
4N2484	3208, 3406, 3408, 3408B, 3412
4N0209	3304, 3306, 3208
4M0411	3304, 3306, D333, D336
9L6893	3406, 3408, 3408B, 3412, 3412B
1082102	3406B, 3406C

## OIL COOLER BONNETS

Part No.	Application
6N0125	3304, 3306
6N0124	3304, 3306, 3306B
9L5910	3306, 3306B

## TRANSMISSION OIL COOLER BONNETS

Part No.	Application
7N3512	3306
8S4304	3306, 3406B, 3406C

# CONNECTORS |



Part No.	Description
0308189	CONNECTOR
0308194	CONNECTOR

Part No.	Description
1P0268	CONNECTOR
2P1289	CONNECTOR

## CONNECTORS (CONT.)

Part No.	Description
2P7636	CONNECTOR
2R6276	CONNECTOR
307935	CONNECTOR
308188	CONNECTOR
308196	CONNECTOR
318759	CONNECTOR
321267	CONNECTOR
3J7352	CONNECTOR
4S6680	CONNECTOR
5P1046	CONNECTOR
5P2948	CONNECTOR
5P2949	CONNECTOR
5P4248	CONNECTOR
5P4402	CONNECTOR
619463	CONNECTOR
6K3607	CONNECTOR
6V8634	CONNECTOR
6V8635	CONNECTOR

Part No.	Description
6V8636	CONNECTOR
6V8637	CONNECTOR
6V8638	CONNECTOR
6V8639	CONNECTOR
6V8640	CONNECTOR
6V8642	CONNECTOR
6V8647	CONNECTOR
6V8714	CONNECTOR
6V8715	CONNECTOR
6V8716	CONNECTOR
7E9898	CONNECTOR
7W2122	CONNECTOR
8D9088	CONNECTOR
8M0505	CONNECTOR
8M0506	CONNECTOR
9D0884	CONNECTOR
9M4584	CONNECTOR
9S7581	CONNECTOR

# BUSHINGS |



Part No.	Description
0115224	BUSHING
1H7724	BUSHING
2H5547	BUSHING
3B6768	BUSHING
3B7255	BUSHING
3B7721	BUSHING

Part No.	Description
3B7764	BUSHING
4M5317	BUSHING
5B4855	BUSHING
6B4661	BUSHING
8B1931	BUSHING
9F9920	BUSHING

# COTTER PINS |



Part No.
1J2919
1S0685
1S0686
2H3768
2H3771
3B4605
3B4607
3B4610
3B4611
3B4615
3B4617

Part No.
3B4618
3B4621
3B4622
3B4627
3B4629
3B4631
3B4632
3B4640
3B4643
3B5301
3B5303

# DOWELS |



Part No.	Part No.	Part No.	Part No.
0L2061	2M0122	4N0511	7M8479
0S0130	2M0138	4N0683	7M8480
1044746	2M4537	4N0684	7N1902
1141539	2N5775	4N0955	7N2043
1141541	2P8630	4N1650	7N5352
1155327	2S6091	4N9019	7N5683
1171801	3B2225	4S8537	7S4326
1334952	3B8852	4S8541	7S5005
1499113	3D6509	5B1980	7T3109
1A2036	3E3217	5B5812	7T5886
1A2223	3F0011	5B5821	7Y4256
1A2610	3F0957	5B7652	8B1312
1F1006	3F1526	5H3262	8B6349
1F5151	3F1953	5M3605	8H9189
1F5546	3F3442	5M4606	8H9208
1H0525	3F4746	5M4987	8K0589
1H0974	3F6795	5M7937	8K6630
1M4291	3F8283	5S4033	8M6521
1M5156	3H0703	5S4441	8M8659
1S5440	3H4174	6F0698	8S3426
1S6249	3N2712	6F4161	8S6814
1S7558	3P1681	6F7172	8T0099
1S9292	3P7832	6K5614	9C6041
1S9540	4B8265	6M9155	9G0832
2194458	4D0537	6T5545	9H4105
2390689	4D6472	6V2452	9H5546
2A3348	4F6154	6V3536	9M0669
2A3630	4F6165	6V3537	9M2001
2A3798	4H0254	6V3538	9M4007
2B8162	4H6534	6V3539	9P7751
2D0874	4K7239	7B5415	9P7752
2H1190	4L3395	7M1201	9W1741
2H2255	4M3122		



## GREASE FITTINGS |



### GREASE PUMPS ALSO AVAILABLE (7H1680I)

Part No.	Description	Part No.	Description
3B8686	30°	1K6853	STRAIGHT
4H3947	30°	1L0480	STRAIGHT
7K6462	30°	1P9328	STRAIGHT
3B8485	45°	2D4867	STRAIGHT
6M7476	45°	2P1314	STRAIGHT
9L5125	45°	2V4868	STRAIGHT
9R3171	45°	3B8489	STRAIGHT
3B8486	60°	3B8490	STRAIGHT
3B8487	60°	3B8491	STRAIGHT
0306816	90°	3B8989	STRAIGHT
1H7922	90°	3B8990	STRAIGHT
1L6939	90°	3B8995	STRAIGHT
2D1683	90°	3B9054	STRAIGHT
2N1287	90°	3B9400	STRAIGHT
2N3378	90°	3H0122	STRAIGHT
3B8488	90°	3K6677	STRAIGHT
3B8998	90°	4B4550	STRAIGHT
3B9067	90°	4H2678	STRAIGHT
3B9406	90°	4M5317	STRAIGHT
3B9408	90°	4S6399	STRAIGHT
3K3415	90°	5B0651	STRAIGHT
4N1828	90°	5B0935	STRAIGHT
5B9916	90°	5K9238	STRAIGHT
5K9235	90°	5K9245	STRAIGHT
5K9239	90°	5K9246	STRAIGHT
5K9240	90°	5K9248	STRAIGHT
5K9241	90°	5K9894	STRAIGHT
5K9244	90°	5K9979	STRAIGHT
6K1972	90°	6K1019	STRAIGHT
7K0498	90°	6K6826	STRAIGHT
7K1517	90°	6K8077	STRAIGHT
7L7262	90°	6L3616	STRAIGHT
8M0547	90°	7K1456	STRAIGHT
9L5254	90°	7K4129	STRAIGHT
9L9045	90°	8B7121	STRAIGHT
1F1344	STRAIGHT	8D0538	STRAIGHT
1F3278	STRAIGHT	8F8997	STRAIGHT
1F7552	STRAIGHT	8T0336	STRAIGHT
1H2854	STRAIGHT		

## HIGH-HEAD BOLTS |



### Features of CTP newly designed High-Head Bolts:

- ✓ The bolt head is taller than the standard bolt head, adding extra wrenching surface.
- ✓ Washer face eliminates corner drag.
- ✓ Radius under the bolt head increases strength.
- ✓ UNR radiused root bolt thread increases fatigue resistance by reducing the notch effect of conventional UN threads.



Part No.	Description	Part No.	Description
0L0478	CAP SCREW	1D4585	CAP SCREW
0L1178	CAP SCREW	1D4586	CAP SCREW
0L1351	CAP SCREW	1D4590	CAP SCREW
0S0509	CAP SCREW	1D4593	CAP SCREW
0S1566	CAP SCREW	1D4595	CAP SCREW
0S1571	CAP SCREW	1D4599	CAP SCREW
0S1573	CAP SCREW	1D4608	CAP SCREW
0S1585	CAP SCREW	1D4609	CAP SCREW
0S1587	CAP SCREW - OIL COATED	1D4610	CAP SCREW
0S1588	CAP SCREW	1D4612	CAP SCREW
0S1589	CAP SCREW	1D4614	CAP SCREW
0S1591	CAP SCREW	1D4615	CAP SCREW
0S1592	CAP SCREW	1D4616	CAP SCREW
0S1594	CAP SCREW	1D4620	CAP SCREW
0S1595	CAP SCREW	1D4621	CAP SCREW
0S1602	CAP SCREW	1D4624	CAP SCREW
0S1615	CAP SCREW	1D4628	CAP SCREW
0S1616	CAP SCREW	1D4629	CAP SCREW
0S1619	CAP SCREW	1D4630	CAP SCREW
0S1621	CAP SCREW	1D4634	CAP SCREW
0S1625	CAP SCREW	1D4639	CAP SCREW
0S1627	CAP SCREW	1D4640	CAP SCREW
0S1973	CAP SCREW	1D4642	CAP SCREW
0V0269	BOLT	1D4645	CAP SCREW
1A1135	CAP SCREW	1D4647	CAP SCREW
1A1460	CAP SCREW	1D6260	CAP SCREW
1A2029	CAP SCREW	1K4378	BOLT
1A5405	HEX CAP SCREW	1K9420	CAP SCREW
1A5576	CAP SCREW	2705290	BOLT
1A8063	CAP SCREW	2A1538	CAP SCREW
1A8537	CAP SCREW	2B0947	CAP SCREW
1B4367	CAP SCREW	2D3424	CAP SCREW
1B7709	CAP SCREW	2H3856	CAP SCREW
1D4569	CAP SCREW	2H6488	CAP SCREW
1D4574	CAP SCREW	2M3530	HEX CAP SCREW

## HIGH-HEAD BOLTS (CONT.)

Part No.	Description	Part No.	Description
3B2968	CAP SCREW	7X2562	CAP SCREW - ZINC
3B6753	CAP SCREW	7X2563	CAP SCREW - ZINC
3E9850	CAP SCREW - ZINC	7X2565	CAP SCREW
4I6994	CAP SCREW - ZINC	7X2575	CAP SCREW - ZINC
5B2638	CAP SCREW	8C6857	BOLT - ZINC
5B5473	CAP SCREW	8F3152	CAP SCREW
5F9338	CAP SCREW	8S4755	CAP SCREW
5L4398	HEX CAP SCREW	8S4756	HEX CAP SCREW
6F4991	CAP SCREW	8S9089	CAP SCREW
6H1717	CAP SCREW	8S9092	CAP SCREW - OIL COATED
6J4081	CAP SCREW	8T9399	CAP SCREW
6K0953	HEX CAP SCREW	9F6936	CAP SCREW
7B3235	CAP SCREW	9S1322	CAP SCREW
7F5227	CAP SCREW	9S1351	CAP SCREW
7X2555	BOLT		

## LIFTING EYEBOLTS |



Part No.	Description
1P7404	Lifting Eyebolts / Inch
1P7405	Lifting Eyebolts / Inch
1P7407	Lifting Eyebolts / Inch
2D1201	

## LOCK NUTS |



Part No.	Description	Part No.	Description
2K7468	LOCK NUT	3E9863	LOCKNUT
5D1986	LOCK NUT	3E9865	LOCKNUT
6K0545	LOCK NUT	3F7674	LOCKNUT
1H4393	LOCK WASHER	6V9189	LOCKNUT
3K8909	LOCK WASHER	7H8909	LOCKNUT
3E9861	LOCKNUT	9B1117	LOCKWASHER
3E9862	LOCKNUT		

## NUTS |



Part No.	Description	Part No.	Description
2J3505	NUT-HARDENED	7X0447	NUT
2J3506	NUT	7X0451	NUT
2J3507	NUT	7X0452	NUT
3K9770	NUT	8T0389	NUT
2Y5829	NUT	8T4778	NUT
4K0367	NUT	9X0941	NUT
3D8752	NUT	6Y7433	NUT TRACK
6D5801	NUT	930320	NUT, SHOE
6V7676	NUT	930321	NUT, SHOE
6V7688	NUT		

## HEAVY NYLON LOCKNUTS |



Nylon insert locknuts are used where equipment vibration might loosen the connection. This type of locknut is regularly used for critical applications such as piston rod nuts for hydraulic cylinders. CTP heavy nylon locknuts are made of steel alloy, hardened to RC 28-34 and can withstand temperatures up to 250°F! Regularly used for agricultural, mining, heavy-duty, and off-highway applications our heavy nylon locknuts guarantee strength, durability and reliability.

Part No.	Description	Part No.	Description
1163513	LOCKNUT	4J6888	LOCKNUT
1163516	LOCKNUT	4J8734	LOCKNUT
1232060	LOCKNUT	5J3488	LOCKNUT
1232112	LOCKNUT	5J5731	LOCKNUT
1475835	LOCKNUT	6J5730	LOCKNUT
2J0564	LOCKNUT	7J9250	LOCKNUT
2J3247	LOCKNUT	7Y4622	LOCKNUT
2J3950	LOCKNUT	7Y4695	LOCKNUT
2J7686	LOCKNUT	7Y4956	LOCKNUT
3G5022	LOCKNUT	8B7207	LOCKNUT
3J6899	LOCKNUT	8B7614	LOCKNUT
3J9545	LOCKNUT	9X6018	LOCKNUT

# MOTION TRANSFER DEVICES



## ROD ENDS

Part No.	Description
2J5038	ROD-END
2K5804	ROD-END
4D4064	ROD-END
4D4065	ROD-END
4K4726	ROD END
4M0494	END ROD
4M0495	END ROD
5J5315	END
5K0292	ROD-END
5P6438	ROD END
5P6672	ROD-END
5P9083	ROD END
5V7162	ROD-END
6F7010	END ROD
6L7751	ROD-END
6S6114	ROD-END
6V1033	ROD END
6V8955	ROD END
7H3641	ROD-END
7L4186	END
7X7662	ROD END
7X7874	ROD END
7X7875	ROD END
8C3111	ROD END
8C3392	ROD END
8C7315	ROD END
8K1253	ROD END
8S7048	ROD END
8T4765	ROD END
8T4766	ROD END
8T4815	ROD-END
8T6431	ROD END
9K8757	ROD END
9M7963	ROD-END
9R4760	ROD END

## END YOKE



Part No.
1A9252
1M1341
2K0400
2M8340
6F7010
8T4742
9D8632

## BALL JOINT



Part No.
6K4442
8T4773
9L2685

## ROLL PINS



Part No.	Description
0310255	PIN
1L5316	PIN
2K8078	PIN
3H1118	PIN
5J3941	PIN
5L5711	PIN
8S7499	PIN

## SCREWS



Part No.	Description
0102570	SCREW
4B1221	SCREW
4B1273	SCREW
4B3583	SCREW
5D4697	SCREW
4B3585	SET SCREW
4B3603	SET SCREW
5B9324	SET SCREW

## SELF-LOCKING NYLON PATCHED



Part No.	Description
0302135	BOLT
0310219	BOLT
0315085	BOLT
1076826	BOLT
1749638	BOLT
2160029	SCREW
4E5985	BOLT 12 POINT
4V7080	BOLT 12 POINT
5K5552	BOLT
5P4143	BOLT
5P6851	BOLT
6I0302	BOLT
6K0137	BOLT
6K5718	HEX CAP SCREW
7J5639	BOLT
7K4370	BOLT
8N2662	BOLT
8T6473	BOLT

## RIVETS



Part No.	Description	Part No.	Description
2N2258	RIVET	7B5052	RIVET
3F1805	RIVET	7B5054	RIVET
4B4311	RIVET	7B5056	RIVET
4B4320	RIVET	7B5060	RIVET
4B4340	RIVET	7B5062	RIVET
4B4341	RIVET	7B5064	RIVET
4B4342	RIVET	7B5068	RIVET
5P6943	RIVET	7D7301	RIVET
6B1369	RIVET	7K6536	RIVET
6B1985	RIVET	7M8594	RIVET
6B4284	RIVET	9M5732	RIVET
7B5050	RIVET	9M5733	RIVET

## STUDS



Part No.	Description
957928	STUD
1018917	STUD
1061792	STUD
1061793	STUD
1163715	STUD
2264346	STUD
2269404	STUD
2788316	STUD
3049553	STUD
3089259	STUD
3139550	STUD
4186781	STUD
0S0468	STUD
1M6422	STUD
2D8154	STUD
2M2488	STUD
2M8411	STUD
2P1974	STUD
3D0472	STUD
3D0490	STUD
3K1865	STUD
3K3256	STUD
3M0496	STUD
3V4045	STUD
4D4823	STUD
4F1450	STUD
4L6788	STUD
4L8189	STUD
4M8743	STUD
4S6137	STUD
5I6024	STUD
5I7547	STUD
5M1932	STUD
6B9273	STUD
6L4428	STUD
6L7442	STUD
6L8562	STUD
6V1319	STUD
6V1426	STUD
6V1427	STUD
6V1525	STUD



STUDS (CONT.)

Part No.	Description
6V2712	STUD
6V4250	STUD
7S6719	STUD
7T5790	STUD
8M1871	STUD
8X2560	STUD
9H1020	STUD
9H1022	STUD
9H1077	STUD
9H1288	STUD
9L1657	STUD
9L1658	STUD
9M0488	STUD



**SNAP RINGS I**

Part No.	Description
1H4142	SNAP RING
1K6984	SNAP RING
1N8620	SNAP RING
2L6965	SNAP RING
3D8358	SNAP RING
4H0094	SNAP RING
5J3864	SNAP RING
6L8797	SNAP RING

**WOODRUFF KEYS**



**WOODRUFF KEYS - BAR**

Part No.	Description	Thickness	Length
9T7770	WOODRUFF KEY	3/16	1 7/8
5K5887	WOODRUFF KEY	1/4	2
1D1158	WOODRUFF KEY	1/4	2 1/2
0T0217	WOODRUFF KEY	1/2	4

**WOODRUFF KEYS**



Part No.	Description	Thickness	Diameter
1B8735	WOODRUFF KEY	3/32	3/8
1B8701	WOODRUFF KEY	3/32	1/2
3H1489	WOODRUFF KEY	3/32	1/2
1B8703	WOODRUFF KEY	3/32	5/8
5H2532	WOODRUFF KEY	1/8	3/8
1B8702	WOODRUFF KEY	1/8	1/2
1B8704	WOODRUFF KEY	1/8	5/8
1B8706	WOODRUFF KEY	1/8	3/4
1B8705	WOODRUFF KEY	5/32	5/8
1B8707	WOODRUFF KEY	5/32	3/4
1B8709	WOODRUFF KEY	5/32	7/8
8F7689	WOODRUFF KEY	5/32	7/8
1B8708	WOODRUFF KEY	3/16	3/4
5H2671	WOODRUFF KEY	3/16	3/4
1B8710	WOODRUFF KEY	3/16	7/8
8M3498	WOODRUFF KEY	3/16	7/8
1B8712	WOODRUFF KEY	3/16	1
1B8715	WOODRUFF KEY	3/16	1 1/8
3K4723	WOODRUFF KEY	7/32	1
2B9373	WOODRUFF KEY	1/4	3/4
1B8736	WOODRUFF KEY	1/4	7/8
1B8714	WOODRUFF KEY	1/4	1
1B8716	WOODRUFF KEY	1/4	1 1/8
1B8719	WOODRUFF KEY	1/4	1 1/4
1B8722	WOODRUFF KEY	1/4	1 1/2
1B8737	WOODRUFF KEY	5/16	1 1/8
1B8721	WOODRUFF KEY	5/16	1 3/8
1B8742	WOODRUFF KEY	5/16	2 3/4
1B8741	WOODRUFF KEY	3/8	1 1/2
1B8743	WOODRUFF KEY	3/8	2 3/4
1B8744	WOODRUFF KEY	3/8	2 3/4
1B8745	WOODRUFF KEY	1/2	2 3/4

**WASHERS I**



Part No.	Description
2090962	WASHER
4B5276	WASHER
6S3461	WASHER
8K6273	WASHER

Part No.	Description
9X8258	WASHER
9X8268	WASHER
4B5059	WASHER
4B5280	WASHER



**HYDRAULIC SYSTEM**

The Hydraulic system is a high-pressure fluid system that requires all components to work collectively. In a hydraulic system, the engine drives a hydraulic pump to transfer high-pressure fluid through control valves and to various actuators, which then move hydraulic cylinders and motors to do the work required by the operator. For this reason, machines rely on the system to perform flawlessly to run and operate at the most effective levels.

CTP considers the significance of these requirements and invests hundreds of hours into the research, development, and testing of all our hydraulic replacement parts. From hydraulic reservoirs to motors and cylinders, CTP carries the most extensive inventory of hydraulic parts in the market for your machine.



Part numbers are used for reference purposes only.

Costex Tractor Parts Copyright © 2023. All rights reserved.



# HYDRAULIC PUMPS



## GEAR PUMPS

Part No	Description	Application
0937170	PUMPGEAR	E110B, E120, E120B, E140, E180, E200B, E240, E240C, EL240B
1P1991	GEAR PUMP-HYDRAULIC	D6C, D6D
1P2187	GEAR PUMP-HYDRAULIC	57, 58, 594H, D7G, D9H
1P4220	GEAR PUMP-HYDRAULIC	631C, 631D, 631E, 631G, 633C, 633D, 633E II, 637, 637D, 637E, 637G, 639D, 657B, 657E, 657G
1P6752	GEAR PUMP-HYDRAULIC	55, D6D
1T1810	GEAR PUMP-HYDRAULIC	613C, 613C II, D250D
1U1625	GEAR PUMP-HYDRAULIC	D6H
1U1779	GEAR PUMP-HYDRAULIC	980C, 980F, 980F II, R1700 II
1038264	GEAR PUMP-HYDRAULIC	320, 320 L, 320N, 322, 322 FM L, 322 LN, 325, 325 L, 325 LN
1093420	GEAR PUMP-HYDRAULIC	988F, 988F II
1093421	GEAR PUMP-HYDRAULIC	988F, 988F II
1159899	GEAR PUMP-HYDRAULIC	D10N, D9R
1164624	GEAR PUMP-HYDRAULIC	824C, 825C, 826C
1213388	PUMP GP	D9R
1217385	GEAR PUMP-HYDRAULIC	414E, 416C, 416D, 416E, 416F, 420D, 420E, 420F, 422E, 422F, 424B, 424B HD, 424D, 426C, 428C, 428D, 428E, 428F, 430D, 430E, 430F, 432D, 432E, 432F, 434E, 434F, 436C, 438C, 438D, 442D, 442E, 444E, 444F
1262016	GEAR PUMP-HYDRAULIC	318C, 319C, 320C, 320C FM, 320C L, 320D, 320D FM, 320D FM RR, 320D GC, 320D L, 320D LN, 320D LRR, 320D RR, 321C, 321D LCR, 322C, 322C FM, 323D L, 323D LN, 323D SA, 324D, 324D FM, 324D FM LL, 324D L, 3...
1331149	GEAR PUMP-HYDRAULIC	D5M, D6M
1331403	GEAR PUMP-TRANSMISSION	572R, 572R II, D6R, D6R II, D7R, D7R II
1335100	GEAR PUMP-HYDRAULIC	966F, 966F II, R1300, R1300G
1336911	GEAR PUMP-HYDRAULIC	320B, 320B FM LL, 320B L, 320B U, 321B, 322B, 322B L, 322B LN, 325B, 325B L, 539, M325B
1336912	GEAR PUMP-HYDRAULIC	330B, 330B L, 345B, 345B L, W330B
1348210	GEAR PUMP-HYDRAULIC	D9R
1348211	GEAR PUMP-HYDRAULIC	D9R
1363965	GEAR PUMP-HYDRAULIC	854G, 854K, 992G, 992K
1371296	GEAR PUMP-HYDRAULIC	D3C III, D3G, D4C III, D4G, D5C III, D5G
1375169	GEAR PUMP-HYDRAULIC	776D, 777D
1380529	GEAR PUMP-HYDRAULIC	980G
1396084	GEAR PUMP-HYDRAULIC	938G, 950G, 962G, IT38G, IT62G
1459047	GEAR PUMP-HYDRAULIC	938G, 950G, 962G, IT38G, IT62G
1507585	GEAR PUMP-HYDRAULIC	824G, 824G II, 824H, 824K, 834G, 834H, 834K, 980G, 980G II, 980H, 980K, 980K HLG, 988G, 988H, 988K, R1600, R1600G, R1600H
1518277	GEAR PUMP-HYDRAULIC	D8R
1962238	GEAR PUMP-HYDRAULIC	D6R, D6R II, D6R III
2P3645	GEAR PUMP-HYDRAULIC	14G, 16G
2P6876	PUMP GP-GEAR	14G, 16G
2P9313	GEAR PUMP-HYDRAULIC	621, 621B, 621E, 621F, 621G, 621H, 621K, 621R, 623B, 623E, 623F, 623G, 623H, 623K, 623K LRC, 627B, 627E, 627F, 627G, 627H, 627K, 627K LRC, 631D, 631E, 631G, 633D, 633E II, 637D, 637E, 637G, 639D
2S1416	GEAR PUMP-HYDRAULIC	631, 633
2078235	GEAR PUMP-HYDRAULIC	320C, 330C, 330C FM, 330C L, 330D, 330D FM, 330D L, 330D LN, 330D MH, 336D, 336D L, 336D LN, 336E, 336E HVG, 336E L, 336E LN, 345D, 349E, 349E L, 349E L HVG, 349E L VG, 349F L, M330D
2116626	GEAR PUMP-HYDRAULIC	785C, 785D
2141555	GEAR PUMP-HYDRAULIC	785D, 789D, 793D, 793F
2160023	GEAR PUMP-HYDRAULIC	330C, 330C FM, 330C L, 330C MH, 345B II, 345B II MH, W345B II

## GEAR PUMPS( CONT.)

Part No	Description	Application
2307132	GEAR PUMP-HYDRAULIC	776D, 777D
2356501	GEAR PUMP-HYDRAULIC	824H, 825H, 826H, 980G II, 980H
2387642	GEAR PUMP-HYDRAULIC	236B, 236B3, 242B3, 252B, 252B3, 257B3, 259B3, 267B, CW-34
2443304	GEAR PUMP-HYDRAULIC	773D, 773E, 775E
2550625	GEAR PUMP-HYDRAULIC	CP-533E, CS-533E, CS-54
2835992	GEAR PUMP-HYDRAULIC	330C, 330C FM, 330C L, 330C MH
2929964	PUMP GP-GEAR	980G, 980G II, 980H
3G1686	GEAR PUMP-HYDRAULIC	235, 235B, 235C
3G2640	GEAR PUMP-HYDRAULIC	988B
3G2858	GEAR PUMP-HYDRAULIC	824C, 980C, 980F, 980F II, R1700 II
3G4661	GEAR PUMP-HYDRAULIC	153, D5B, D5E
3G4768	PUMP GP-GEAR	153, 163, D6D, D6D SR, D6E, D6E SR
3G5863	GEAR PUMP-HYDRAULIC	988
3G5867	GEAR PUMP-HYDRAULIC	992
3G5868	GEAR PUMP-HYDRAULIC	772B, 773B, 773D, 775B, 775D
3G5958	GEAR PUMP-HYDRAULIC	235, 235B, 235C
3G6856	GEAR PUMP-HYDRAULIC	834B, 836, 988B, 988F, 988F II, 992, AD30, AD40, AD45, AD45B, AD55, AD55B, AD60, AE40, R1700G, R2900, R2900G, R3000H
3G9891	GEAR PUMP-HYDRAULIC	814B, 936, 936F, 950B, 950B/950E, 950F, 950F II, 960F, 966D, 966F, 966F II, 970F, G936, R1300, R1300G, R1300G II
3P0203	GEAR PUMP-HYDRAULIC	621, 621B, 621E, 621F, 621G, 621H, 621K, 621R, 623B, 623E, 623F, 623G, 623H, 623K, 623K LRC, 627B, 627E, 627F, 627G, 627H, 627K, 627K LRC
3P0204	GEAR PUMP-HYDRAULIC	621, 621B, 621E, 621F, 621G, 621H, 621K, 621R, 623B, 623E, 623F, 623G, 623H, 623K, 623K LRC, 627B, 627E, 627F, 627G, 627H, 627K, 627K LRC
3P0380	PUMP G	988B
3P1672	GEAR PUMP-HYDRAULIC	518C, 528B, 530B, 54, D4E
3P4002	GEAR PUMP-HYDRAULIC	594, D8H, D9G
3P4405	GEAR PUMP-HYDRAULIC	583K, 594H, D8K, D9H
3P4548	GEAR PUMP-HYDRAULIC	571G, 572G, D7F, D7G, D7G2
3P6814	GEAR PUMP-HYDRAULIC	D6C, D6D, D6D SR, D6E SR, D7F
3P6816	GEAR PUMP-HYDRAULIC	D6C, D6D, D6E, D6G, D6G2 LGP, D6G2 XL
3P7623	GEAR PUMP-HYDRAULIC	D7G
3P7958	GEAR PUMP-HYDRAULIC	518, 518C, 528, 528B, 530B, FB518
3P8211	GEAR PUMP-HYDRAULIC	768C, 769C
3P9240	GEAR PUMP-HYDRAULIC	992C, 992D
3T0301	GEAR PUMP-HYDRAULIC	D10N, D8L
3T1446	GEAR PUMP-HYDRAULIC	D6H, D7H
3T4604	GEAR PUMP-HYDRAULIC	930R
3T8098	GEAR PUMP-HYDRAULIC	776, 776C, 776D, 777, 777B, 777D
3T8359	GEAR PUMP-HYDRAULIC	D6H, D6H II, D6H XL, D6H XR, D7H, D7R
3741605	PUMP GP GEAR TRANSMISSION	D8R
4M1001	GEAR PUMP-HYDRAULIC	594, D9G, D9H
4S8660	PUMP GR	941, 951B, D4D, D4E
4T5614	GEAR PUMP-HYDRAULIC	963
5E9899	GEAR PUMP-HYDRAULIC	CS-551
5H1719	GEAR PUMP-HYDRAULIC	D8H, D8K, D9E
5I4407	GEAR PUMP-HYDRAULIC	330, 330 FM L, 330 L
5S7863	GEAR PUMP-HYDRAULIC	941, 951B
6D8202	GEAR PUMP-HYDRAULIC	12F, 14E
6E0868	GEAR PUMP-HYDRAULIC	994, 994D, 994F, 994H
6E2046	PUMP G	776C, 776D, 777D
6E3524	GEAR PUMP-HYDRAULIC	980C, 980F, 980F II, R1700 II, R1700G

GEAR PUMPS( CONT.)

Part No	Description	Application
6E4182	GEAR PUMP-HYDRAULIC	988B
6E4772	GEAR PUMP-HYDRAULIC	772B, 773B, 773D, 775B, 775D
6P4996	GEAR PUMP-HYDRAULIC	528
6P7358	GEAR PUMP-HYDRAULIC	980C, 980F, 980F II, R1700 II, R1700G
6T0016	GEAR PUMP-HYDRAULIC	D6H, D7H
6T3935	GEAR PUMP-HYDRAULIC	768C, 769C, 769D, 771C, 771D, 772B, 773B, 773D, 775B, 775D
6T4257	GEAR PUMP-HYDRAULIC	768C, 769C, 769D, 771C, 771D, 772B, 773B, 773D, 775B, 775D, AD40, AD45, AE40, AE40 II
6T6147	GEAR PUMP-HYDRAULIC	784B, 784C, 785, 785B, 785C, 785D, 789, 789B, 789C, 789D
6Y8764	GEAR PUMP-HYDRAULIC	120H, 120H ES, 120H NA, 120K, 120K 2, 12H, 12H ES, 12H NA, 12K, 135H, 135H NA, 140H, 140H ES, 140H NA, 140K, 140K 2, 143H, 160H, 160H ES, 160H NA, 160K, 163H, 163H NA
6Y8765	GEAR PUMP-HYDRAULIC	120H, 120H ES, 120H NA, 120K, 120K 2, 12H, 12H ES, 12H NA, 12K, 135H, 135H NA, 140H, 140H ES, 140H NA, 140K, 140K 2, 143H, 160H, 160H ES, 160H NA, 160K, 163H, 163H NA
7G1013	GEAR PUMP-HYDRAULIC	55, D5B
7G2262	GEAR PUMP-HYDRAULIC	D10N, D8L, D9L, D9N
7G4856	GEAR PUMP-HYDRAULIC	936, 936F, 950B, 950B/950E, 960F, G936
7G5301	GEAR PUMP-HYDRAULIC	977L
7J0586	VANE PUMP-HYDRAULIC	140, 141
7J4882	GEAR PUMP-HYDRAULIC	173B
7J8199	GEAR PUMP-HYDRAULIC	518, 528, 814, 926, 926A, 950, 966C, G926, IT28, IT28B
7S4577	GEAR PUMP-HYDRAULIC	631C, 631D, 631E, 631G, 633C, 633D, 633E II, 637, 637D, 637E, 637G, 639D, 657B, 657E, 657G
7S4629	GEAR PUMP-HYDRAULIC	950
7S6875	GEAR GP-HYDRAULIC	955K, 955L
7S7400	GEAR PUMP-HYDRAULIC	583K, 594, 594H, D8H, D8K, D9G, D9H
7T2731	GEAR PUMP-HYDRAULIC	D8N
7T2732	GEAR PUMP-HYDRAULIC	D8N
7T4764	PUMP GP	D5H
7T4779	GEAR PUMP-HYDRAULIC	D4H
7U4889	GEAR PUMP-HYDRAULIC	D350E, D400, D400E, D40D
8E1217	PUMP GP	966D, 966F, R1700 II, R1700G
8E6709	PUMP GR- GEAR - LUBE OIL	527, D5H, D5H XL, D5HTSK II
8E7538	PUMP G	980F, 980F II
8J2059	PUMP G	225
8J3809	PUMP G	825B, 826B
8J4515	PUMP G-GEAR	931, 931B, 931C, 931C II, 935B, 935C, 935C II, D3, D3B, D3C, D3C II
8J8809	PUMP G-GEAR - HYDRAULIC	D3B
8J8813	PUMP GP - GEAR - HYDRAULIC	910
9G3055	PUMP G	D10N, D9L, D9N, D9R
9G3056	PUMP GP-GEAR	D9L
9J0455	PUMP G	D10
9J1295	PUMP GR	768C, 769C, 769D, 771C, 771D
9J4983	PUMP G	768B, 769
9J5763	PUMP G HYD	980C
9J5764	PUMP GP (GEAR)	980C
9J8769	PUMP GR	824B, 988
9P2653	PUMP GR-GEAR-LUBE OIL	910, 931, 931B, 931C, 931C II, D3, D3B, D3C, D3C II, G910, IT12
9P7239	PUMP G	910, 931B, 931C, 931C II, 935B, 935C, 935C II, D3B, D3C, D3C II, D4B, D4C, D4C II, G910, IT12
9P9610	PUMP GR-GEAR	814B, 815B, 816B, 966D, 966F, R2900, R2900G, R3000H
9S6590	PUMP GR - ENGINE	D6C, D6D, D6D SR, D6E SR, D7F, D7G
9S6788	PUMP GR-GEAR-TRANSMIOSSION	D7F
9T0436	PUMP G	5130, 5230, 621B, 623B, 627B, 994, 994D, 994F
9T1619	PUMP GR	5230, 631D, 637D

GEAR PUMPS( CONT.)

Part No	Description	Application
9T6577	PUMP G GEAR	D9G, D9H
9T6813	PUMP G	D7H, D7R
9T7414	PUMP GR	631E, 631G, 633E II, 637E, 637G
9T7465	PUMP G	988B, AD40, AD45, AE40
9T7468	PUMP G	992C, 992D
9T8919	PUMP GP	910E, IT12B, IT14B
9T9839	PUMP G	D9N
9T9909	PUMP G	768C, 769C, 769D, 771C, 771D
9W1723	PUMP G	D6H, D6H II, D6H XL, D6H XR
9W1724	PUMP G	D6H, D6H II, D6H XL, D6H XR
9W4704	PUMP G	D7H
9W9310	PUMP G	776C, 776D, 777B, 777D

GEAR PUMPS FOR KOMATSU®

Part No	Description	Application
07430-72203	GEAR PUMP-HYDRAULIC	D65A, D65E, D65P, D65S, D75A
07436-72202	GEAR PUMP-HYDRAULIC	D135A, D80A, D80E, D80P, D85A, D85C, D85E, D85P, D95S
07440-72202	GEAR PUMP-HYDRAULIC	D150A, D155A, D155C, D155S
07441-67503	GEAR PUMP-HYDRAULIC	BF60, D60A, D60E, D60P, D60PL, D65A, D65E, D65P, D70, D70LE, D75A
07442-71102	GEAR PUMP-HYDRAULIC	D355A, D355C
07446-66200	GEAR PUMP-HYDRAULIC	D155A
704-24-24420	PUMP GP - GEAR (ENGINE OIL)	PC100, PC100L, PC100N, PC120, PC128UU, PC130, PC150LGP, PC200, PC210, PC220
705-11-38010	PUMP ASS'Y	D60P, D65E, D65P, D70LE, D85E, D85ESS
705-12-38011	HYDRAULIC OIL PUMP	545, GD825A, HM350, WA450, WA500, WD500, WF450T, WF550, WF550T, WS23S
705-41-01050	PUMP ASSM	D155A, D60P, D65E, D65EX, D65P, D65PX, D85E, D85ESS
705-51-20070	PUMP GP - GEAR (HYDRAULIC)	518, 532, WA180, WA300, WA320
705-51-20370	PUMP GP - GEAR (LUBE OIL)	D60P, D65E, D65EX, D65P, D65PX, D70LE, D85E, D85ESS
705-51-30190	PUMP GP - GEAR (HYD)	D85A, D85E, D85P
705-51-30290	PUMP GP - GEAR (HYDRAULIC)	D155A, D155AX
175-13-23500	GEAR PUMP-HYDRAULIC	D135A, D155A, D155C, D355A, D355C, D65A, D65E, D65P, D65S, D75A, D85A, D85C, D85E, D85P, HD200, HD205, HD460, LW250L
14X-49-11600	PUMP GP - GEAR	D60P, D61E, D61EX, D61PX, D63E, D65E, D65EX, D65P, D65PX, D65WX, D68ESS, D70LE, D85E, D85ESS, JT150



PISTON PUMPS

Part No	Description	Application
1U3840	PUMP GP-PISTON	992C, 992D, 994
1003259	PUMP GR-PISTON	416B, 426B, 428B, 436B, 438B
1041752	PUMP GP-PISTON	D9R
1053635	PUMP GP-PISTON	824G, 824G II, 824H, 825G, 825G II, 825H, 826G, 826G II, 826H, 980G, 980G II, 980H
1078136	PUMP GP-PISTON	D6M

Part No	Description	Application
1140602	PUMP GP-PISTON	D6M
1140604	PUMP G	320 L, 320N
1177760	PUMP G	416 5PC 428 6TC
1181143	PUMP GP PISTON	D250E, D300E
1195013	PUMP GP	14G, 16G
1214312	PUMP G-PS-	24H
1243027	PUMP GP	140G 130G 160G 12G

Part numbers are used for reference purposes only.

Costex Tractor Parts Copyright © 2023. All rights reserved.

PISTON PUMPS ( CONT.)

Part No	Description	Application
1246702	PUMP GRP	120G
1254527	PUMP GP PISTON	793C
1408886	PUMP GP-PISTON	D250E II, D300E II
1463685	PUMP GP-PISTON	980G, 980G II
1539624	PUMP GP-PS	834G, 834H, 836G, 836H, 988G, 988H
1559248	PUMP GP-PS	345B, 345B L
1569084	PUMP GP-PS	D6N
1576081	PUMP GP-PS	D5N
1600196	PUMP G	120G, 130G, 140G
1616634	PUMP GP-PS	416C, 426C, 428C, 436C, 438C
1620770	PUMP GP-PS	966G, 972G
1632428	PUMP GP-2P	924G, 924GZ, 924H, 924HZ
1670994	PUMP GP	950G, 950G II, 962G, 962G II, IT62G, IT62G II
1671153	PUMP GP-PISTON	966G, 966G II, 972G, 972G II
1687873	PUMP GP-PS	924G, 924GZ, 924H, 924HZ
1689027	PUMP GP-PS	924G, 924GZ, 924H, 924HZ
1694882	PUMP GP-PS	120H, 12H, 135H, 140H, 143H, 160H, 163H
1694883	PUMP GP-PS	120H, 12H, 135H, 140H, 143H, 160H, 163H
1713239	PUMP GP-2P	330
1725636	PUMP GP-PS	D11R, D11T
1725638	PUMP GP-2P	D11R
1777517	PISTON PUMP-HYDRAULIC	14H, 16H
1785195	PUMP GP-PS	69D, 769D, 771D, 773D, 775D, TH48-E70
1809588	PUMP GP-PS	416D, 424D
1843124	PUMP GP-PI	824G II, 824H, 825G II, 825H, 826G II, 826H
1847448	PUMP GP-BS	14H, 16H
1862821	PUMP GP-PS	854G, 992G
1863732	PUMP GP-PISTON	966G II, 972G II
1879090	PUMP GP-PS	735, 735B, 740, 740B
1902279	PUMP GP-PISTON	784C, 785C
1912942	PUMP GP	950G II, 962G II, IT62G II
1959097	PUMP GP-PS	D6N
1963807	PUMP GP-PISTON	980G
2021335	PUMP PISTON	621G, 623G, 627G, 631G, 637G
2042578	PUMP GP-PISTON	D8R, D8T
2093258	PUMP GP PS	980G II
2141097	PUMP GP-PISTON	D9T
2141098	PUMP GP-PISTON	D9T
2191964	PUMP GP	769D, 770, 771D, 772, 773D, 773E, 773F, 775D, 775E, 775F
2200780	PUMP GP-PS	D10T
2213667	PUMP GP-PS FRONT	D4G, D5G
2220103	PUMP GP	320B
2220104	PUMP GP-PISTON	320B, 321B
2220110	PUMP GP-2P	330B L
2244432	PUMP GP-PS	735, 740
2246369	PUMP GP-PS	420D, 430D, 432D, 442D
2283636	PUMP GP-PS	834H, 836H, 988H

Part No	Description	Application
2283638	PUMP GP-PS	988H
2321835	PUMP GP-PS	784C, 785C, 785D
2344638	MOTOR GP-P	330D, 330D FM, 330D L, 330D LN, 330D MH, 336D, 336D L, 336D LN, 336D2, 336D2 L, 340D L, 340D2 L, M330D
2352716	PUMP GP-PS	980G, 980H
2354108	PUMP GP-PS	416D, 424D
2354109	PUMP GP-PS	420D, 432D, 442D
2354110	PUMP GP-PS	428D
2402647	PUMP GP-PS	725, 725C, 730, 730C
2419299	PUMP GP-PS	950H, 950K, 962H, 962K, IT62H
2426085	PUMP GP-PS	420D, 430D
2442228	PUMP GP-PS	420D, 430D
2458998	PUMP GP-PS	416D
2478968	PUMP GP-PS	365B, 365B II, 365C, 365C L, 365C L MH, 374D L
2508337	PUMP GP-PS	120M, 12M, 140M, 14M, 160M
2545145	PUMP GP	938H, IT38H
2545146	PUMP GP-PS	950H, 962H, IT62H
2545147	PUMP GP-PS	966H, 972H
2590814	PUMP GP-PS	345C, 345C L, 345C MH, W345C MH
2590815	PUMP GP-PISTON	330D, 330D FM, 330D L, 330D LN, 330D MH, 336D, 336D L, 336D LN, 336D2, 336D2 L, 340D L, 340D2 L, M330D
2615630	PUMP GP-PS	777F, 777G
2672755	PUMP GP-PS	420E, 430E, 432E, 434E, 442E, 444E
2726955	PUMP GP-2P	320D, 320D FM, 320D FM RR, 320D GC, 320D L, 320D LN, 320D LRR, 320D RR, 321D LCR, 323D L, 323D LN, 323D SA
2775566	PUMP GP-PS	854K, 992K
2807858	MOTOR GP-P	236B, 236B3, 252B, 252B3, 268B
2959426	PUMP GP-PS	345D, 345D L, 345D L VG, 349D, 349D L
3G2848	PUMP G-PISTON	992C, 992D, 994
3073069	PUMP GP-PISTON	420F, 430F, 432F, 444F
3119542	PUMP GP-2P	345B II
3358209	PISTON-CONTROL	246C, 256C, 262C, 262C2, 272C, 277C, 277C2, 279C, 279C2, 287C, 287C2, 289C, 289C2, 297C, 299C, 414E, 416E, 422E, 424B, 424B HD, 428E, 434E, 621H, 621K, 623H, 623K LRC, 627H, 627K LRC
3464095	PUMP GP-SP	735B, 740B
3500666	PUMP GP-PISTON	414E, 416E, 422E, 428E, 434E
3799740	PUMP GRP	854K, 992K
3973967	PUMP GP- PISTON	D6T
4I1023	PUMP GP-GEAR	311, 311B, 312, 312B, 312B L, 315, 315B, 315B FM L, 315B L, 317, 317B LN, 318B, 320 L
4T2767	PUMP G	14G, 16G
4T7426	PUMP G	225, 227
4211808	PUMP GP-PISTON	D8R, D8R II
4445235	PUMP GP-PS	D8T
6E0838	PUMP GP-PISTON	426

PISTON PUMPS ( CONT.)

Part No	Description	Application
6E1229	PUMP G PISTON	988F, 988F II
6E1412	PUMP	120G
6E3136	PUMP GP	120H, 120H ES, 120H NA, 120K, 120K 2, 12H, 12K, 135H, 135H NA, 140H, 140K, 140K 2, 160H, 160K
6E3137	PUMP GP PISTON	120H, 120H ES, 120H NA, 120K, 120K 2, 12H, 12H ES, 12H NA, 12K, 135H, 135H NA, 140H, 140H ES, 140H NA, 140K, 140K 2, 160H, 160H ES, 160H NA, 160K
6E3139	PUMP G	14H NA, 16H NA
6E4934	PUMP GP	D5H XL
6E5052	PUMP GP	527, D5H, D5HTSK II
6E5072	PUMP GP-PISTON	12G, 140G, 130G, 160G
6E5650	PUMP G	789B, 789C
6E5965	PUMP GP - PISTON	D4H XL, D5M
6E6012	PUMP GP	515, 525, 525B, 525C, 535B, 535C
8J0498	PUMP GP - PISTON	12G, 130G, 140G, 160G
8J6730	PUMP GRP	120G
9T1802	PUMP GP-GEAR	120G, 14G, 16G
9T2306	PUMP GP	245B
9T3680	PUMP GP-PISTON	D6H, D6H II, D6H XL, D6H XR, D6R
9T4104	PUMP GR-PISTON	D4H, D4H XL, D4HTSK II, D4HTSK III
9T6857	PUMP GR/PISTON	416, 428
9T8346	PUMP GP-PISTON	D8N, D8R, D8R II
9T8647	PUMP G	D7H, D7R, D8N
9T9912	PUMP GP	D6H, D6H XL, D6H XR, D6R

PISTON PUMPS FOR KOMATSU®

Part No	Description	Application
705-51-20300	PUMP GP - GEAR (HYDRAULIC)	WA250

HYDRAULIC PISTON ROTATING GROUPS



Model/ Engine Application	Barrel Part No.	Piston Part No.
345B, 385C, 120H, 143H	1559136	1559112 (9)
120H, 135H, 140H	1588966	2959689 (9) SET
12G, 130G, 140G	9J8660	8J2022 (9)
12G, 14G, D6H	9T7774	9T7765 (9)
14G, 16G, 225, 245	9J2417	1U2738 (9)
D8R, D9R	9T8448	9T8452 (9)

Model/ Engine Application	Barrel Part No.	Piston Part No.
215, 215B	9J3522	8J2037 (9)
225B, 793D	9T3370	9T3371 (7)
307C, 4M40	1949987	1076666 (9) SET
318B	1709959	1858979 (9) SET
318BL	1709960	1858979 (9) SET
320, 320B, 320L	1184053	Included w/ Barrel
320, 320B, 320L	1184054	Included w/ Barrel
320, 320L	518631	518632 (9)
320B, 325B	0874783	0995713 (7)
320B, 322C, 325D	1347134	1475860 (9) SET
320C, 320CL	1733496	1915709 (9) SET
320C, 320CL	1733498	1915709 (9) SET
322C, 325C	1948371	1884210 (9) SET
322C, 325C	1948374	1884210 (9) SET
325, 325L	7Y4209	418834
325, 325L, 330L	1111116	416448 (9) SET
325B	1336777	1475860 (9) SET
330, 330L	514311	518401 (7)
330, 330L	0856259	514171 (9) SET
330C, 345B, 522B	1884097	2835980 (7)
330D, 345C	2478710	2959691 (9) SET
336F, 340F, 349D	1884164	3349982 (9) SET
345B	1709976	2959687 (9)
350, 350L	718179	718178 (9) SET
350, 350L	718180	718178 (9) SET
416D, 420D, 430D	1960226	6E6151 (9)
416E, 422E, 428E	1683380	1683384 (9)
426, D4	9T3026	9T3018 (9)
426B, D11R	6E4007	6E6151 (9)
446B	9T7757	9T7761 (9) SET
446B, 545C	1165305	1165298 (9)
623F, 623G	9T1687	1656969 (7)
834K, 836K, 962M, D6T	2667836	2334880 (9)
914G, 939C, D4C	1331848	1261400 (9)
938G	9T8250	9T8249 (9)

Part numbers are used for reference purposes only.

Costex Tractor Parts Copyright © 2023. All rights reserved.



Model/ Engine Application	Barrel Part No.	Piston Part No.
938H, 962H, 966H, 972H	2560083	1884210 (9) SET
963D, D7E, D8T	2717599	6E4358 (9)
980M, 982M	2861674	1970079 (9)
992, 994	9J8667	4T3122 (9)
924F, 928G, 988F	9T3863	9T3868 (9) SET
D6H, D6H LGP	9T7729	9T7731 (9)
D7R	1410828	9T4180 (9)
627G, D8R	1838446	6E4358
E180, E240	4I9472	4I9469 (SET)
E200B, EL200B	0996342	0963989 (9) SET
E180, E240	4I9473	0963989 (9) SET



### VANE PUMPS

Part No	Description	Application
1U2824	PUMP G	613C, 613C II
1003414	PUMP G	924F, 928F, 938F, 938G, 938G II, IT24F, IT28F, IT38F, IT38G, IT38G II
1052155	PUMP GP-VN BSC-A	446B, 446D
1070035	PUMP GP - VANE	PATROL 13K
1212501	PUMP GR	950F, 950F II
1214019	PUMP G	960F
1214313	PUMP G-VANE	966F, 966F II
1214512	PUMP G	970F, R1600, R1600G, R1600H
1287228	PUMP VANE	924F, 928F, IT24F, IT28F
1392383	PUMP GP-VANE VQH	980G
1439722	VANE PUMP GRP	980G
1628869	VANE PUMP	966G, 966G II, 972G, 972G II
1629207	PUMP GP-VANE	R1300, R1300G
2Y3734	PUMP A	120B
3G3895	PUMP GP-VANE	936, G936
3G4097	PUMP G	944
3G4602	PUMP G	824C, 826C
3G5810	PUMP GP-VANE	D8K D7G D9H
3G7634	PUMP G-VANE	518, 518C
3G7635	PUMP G-VANE	528, 528B, 530B

Part No	Description	Application
3G7636	PUMP -VANE	518, 518C
3G7637	PUMP G-VANE	977L
3G7641	PUMP G-VANE	983, 983B
4T0508	PUMP G - VANE	930R
4T0509	PUMP G	966C, 966R
5U0557	PUMP GP	D25C, D25D, D30C, D350C, D35C
6E2927	PUMP G	926, 926A, IT28B
6E2928	PUMP GP-VANE	953
6E2929	PUMP G-VANE	963
6E2931	PUMP G-VANE	916
6E2932	PUMP G	936, 936F, G936
6E6476	PUMP G-VANE	918F, IT18F
6E6659	PUMP GP-VANE	950F II
6E6666	PUMP G	966F, 966F II
6J6320	VANE PUMP	12F, 14E
7J0582	PUMP GR VANE	191
7J0583	PUMP A	941, 951B
7J0586	VANE PUMP-HYDRAULIC	140, 141
7J0587	PUMP GP-VANE	141, 191
7J0592	PUMP A	988
7J2194	PUMP GR VANE	153, 163
9J5048	PUMP GP - VANE	163, 955K, 955L
9J5049	PUMP GR VANE	966C, 966R
9J5050	PUMP GR VANE	183B, D8K
9J5051	PUMP G VANE	650B
9J5053	PUMP GR VANE	920
9J5055	PUMP GR VANE	930
9J5058	PUMP G	173B, D7G
9J5059	PUMP G	772, 773
9J5060	PUMP G VANE	772, 773
9J5064	PUMP G-VANE	980B
9J5065	PUMP G VANE	980B
9J5070	PUMP GR VANE	950
9J5075	PUMP GP-VANE	621B, 621E, 621F, 621G, 627F, 627G
9J5080	PUMP GP-VANE	572G, 941, 951B
9J5082	PUMP G - VANE	140, 141, 153, D4E, D4E SR
9J5083	PUMP G	140, 141, 153, D4E, D4E SR
9J8179	PUMP G	D6C
9J8183	PUMP GP-VANE	977L
9J8184	PUMP GR VANE	950
9J8190	PUMP GRP VANE	163
9J8198	PUMP GR VANE	163
9J8201	PUMP GP-VANE	173B
9J8277	PUMP G - VANE	D8L, D9N
9T0486	PUMP G	963
9T1080	PUMP G - VANE	D10N, D10R

### HYDRAULIC PUMPS FOR KOMATSU®

Part No	Description	Application
07400-40500	PUMP ASS'Y	BF60, D60A, D60E, D60F, D60P, D60PL, D70, D70LE
07429-71203	PUMP ASS'Y	D53A, D53P, D53S, D57S, D58E, D58P
07430-72203	PUMP ASS'Y	D65A, D65E, D65P, D65S, D75A
07436-72202	PUMP ASS'Y	D135A, D80A, D80E, D80P, D85A, D85C, D85E, D85P, D95S
07438-72202	PUMP ASS'Y	D355A, D455A
07440-72202	PUMP ASS'Y	D150A, D155A, D155C, D155S
07441-67503	GEAR PUMP ASS'Y	BF60, D60A, D60E, D60P, D60PL, D65A, D65E, D65P, D70, D70LE, D75A
07442-71102	STEERING PUMP ASS'Y	D355A, D355C
07446-66200	PUMP ASS'Y	D155A
07448-66200	HYDRAULIC PUMP ASS'Y	D355A
175-13-23500	PUMP ASS'Y	D135A, D155A, D155C, D355A, D355C, D65A, D65E, D65P, D65S, D75A, D85A, D85C, D85E, D85P, HD200, HD205, HD460, LW250L
705-11-32210	PUMP ASS'Y	518, 532, D61E, D61EX, D61PX, D68ESS, FD50/60, FD70, FD80, WA150, WA180, WA180L, WA180PT, WA300, WA320
705-11-33210	PUMP ASS'Y	D60P, D65E, D65EX, D65P, D65PX, D70LE, D85E, D85ESS
705-11-38010	PUMP ASS'Y	D60P, D65E, D65P, D70LE, D85E, D85ESS
705-12-38011	PUMP ASS'Y	545, GD825A, HM350, WA450, WA500, WD500, WF450T, WF550, WF550T, WS23S
705-14-41040	PUMP ASS'Y	545, WA450, WA470
705-22-40110	PUMP ASS'Y	HM400, WA500
705-22-44070	PUMP ASS'Y, LOADER	WA500, WF550
705-41-01050	PUMP ASS'Y	D155A, D60P, D65E, D65EX, D65P, D65PX, D85E, D85ESS
705-41-01200	PUMP ASS'Y	D61E, D61EX, D61PX, D65E, D65EX, D65P, D65PX, D68ESS, D70LE, D85E, D85ESS
705-41-01200	PUMP ASS'Y	D61E, D61EX, D61PX, D65E, D65EX, D65P, D65PX, D68ESS, D70LE, D85E, D85ESS
705-51-20070	PUMP ASS'Y	518, 532, WA180, WA300, WA320
705-51-30190	PUMP ASS'Y	D85A, D85E, D85P
705-51-30290	PUMP ASS'Y	D155A, D155AX
705-52-30490	PUMP ASS'Y, SWITCH	WA500, WD500, WF550, WF550T
705-52-40130	PUMP ASS'Y	WA450, WA450L, WA470, WF450
705-52-40130	PUMP ASS'Y	WA450, WA450L, WA470, WF450
705-53-42000	PUMP ASSEMBLY	568, WA600, WD600
705-53-42000	PUMP ASSEMBLY	568, WA600, WD600
705-58-44050	PUMP ASS'Y	D375A
711-50-41120	PUMP	WA350, WA380



### VANE PUMP CARTRIDGES

Part No	Description	Application
1U0532	CARTRIDGE GP	973
1U2652	CARTRIDGE GP-VANE PUMP	814B, 816B, 936, G936
1U2664	CARTRIDGE GP	631C, 633D, 637, 639D, 824B
1U2665	CARTRIDGE GP	926, 926A, 930R, G926, IT28, IT28B
1U2666	CARTRIDGE GP	D350E, D400E, D8L, D9N
1U2667	CARTRIDGE GP-REAR	966D, 966F, 966F II, 970F, R1600, R1600G, R1600H
1U2668	CARTRIDGE GP	926, 926A, G926, IT18B, IT28, IT28B
1U2669	CARTRIDGE GP	824C, 825C, D8L, D9N
1U2670	CARTRIDGE GP	633D, 639D
1U2671	CARTRIDGE GP	631C, 633D, 637, 639D, 773
1U3519	CARTRIDGE GP-VANE PUMP	943
1U3952	CARTRIDGE GP	815B, 973
1U3953	CARTRIDGE GP-FRONT	183B, 844, 844H, 844K, 950, 963, 973
1002870	CARTRIDGE GP-VANE PUMP	970F, R1600, R1600G, R1600H
1002961	CARTRIDGE GP-VANE PUMP	960F
1003406	CARTRIDGE GP-VANE PUMP	924F, 928F
1167807	CARTRIDGE GP-VANE PUMP	518C
1243503	CARTRIDGE GP-VANE PUMP	815F, 815F II
1364815	CARTRIDGE GP-VANE PUMP	980G
1465074	CARTRIDGE GP-VANE PUMP	950G, 950G II, 962G, 962G II, IT62G, IT62G II
1465076	CARTRIDGE GP-VANE PUMP	950G, 950G II, 962G, 962G II, IT62G, IT62G II
1555091	CARTRIDGE GP-VANE PUMP	980G
1629248	CARTRIDGE GP	R1300, R1300G, R1300G II
2346666	CARTRIDGE AS-VALVE	120H, 120H NA, 120K, 120K 2, 12H, 12H NA, 12K, 135H, 135H NA, 140H, 140H NA, 140K, 140K 2, 143H, 160H, 160H NA, 160K, 163H, 163H NA, 515, 525, 525B, 525C, 535B, 535C, 545, 545C, 924G, 938G, 950 GC, D5
3E6267	CARTRIDGE AS	446, 446B, 918F, 924F, 928G, D8N, IT12B, IT24F, IT28G, R1700 II, RM-350B, RT100, SM-350
3G1266	CARTRIDGE GP	163, 594H, 613G, D350E, D35HP, D400, D400E, D40D
3G1267	CARTRIDGE GP	768B, 769, 814, 814S, 815, 816, 930R
3G2195	CARTRIDGE GP-VANE	916, 941, G916

VANE PUMP CARTRIDGES (CONT.)

Part No	Description	Application
3G2196	CARTRIDGE GP	941, 951B, IT18
3G2200	CARTRIDGE GP	140, 141, 153, 572G, D4E, D4E SR
3G2234	CARTRIDGE GP	623, 633C, 641B, 650B, 651E, 657B, 657E, 657G, 666B
3G2236	CARTRIDGE GP	621, 768B, 769, 980B
3G2238	CARTRIDGE GP	621E, 621R, 623E, 627B, 627E, 824B, 824C, 825B, 826B, 826C, 980
3G2717	CARTRIDGE GP-VANE PUMP	613C II, 613G, 650B, 666B
3G2718	CARTRIDGE GP	920, FB518
3G2719	CARTRIDGE G	GENERAL
3G2720	CARTRIDGE GROUP	16, 173B, 561H, 561M, 641B, 651E, 657B, 657E, 657G
3G2722	CARTRIDGE GP	650B, 666B
3G2749	CARTRIDGE KIT	D250B, D300B
3G2751	CARTRIDGE GP-REAR	988
3G2752	CARTRIDGE GP	611, 615, 615C, 768B, 769, 844, 844H, 936, 936F, 950, 992, G936
3G2806	CARTRIDGE GP	140, 153, D4E, D4E SR
3G2807	CARTRIDGE G	GENERAL
3G2834	CARTRIDGE GP	621, 621B, 621E, 623B, 623E, 627B, 627E, 966C, 966R, D44B, D550B
3G2835	CARTRIDGE GP	772, 773, 824C, 826C
3G2837	CARTRIDGE GP	621E, 621R, 623E, 623F, 623G, 627B, 627E
3G7651	CARTRIDGE GP-FRONT	623B, 623E
3G7652	CARTRIDGE GP-REAR	623B, 623E
3G7653	CARTRIDGE GP-FRONT	518, 518C, 528, 528B, 530B, 613, 613B, 613C
3G7654	CARTRIDGE GP	518, 518C
3G7655	CARTRIDGE GROUP	173B, 561H, 561M, 613B, D7F, D7G
3G7656	CARTRIDGE GP	621, 621B, 621E, 621F, 621G, 627B, 627F, 627G, 977L
3G7657	CARTRIDGE GP-FRONT	235, 623B, 623E, 633D, 639D, 966C, 966R
3G7658	CARTRIDGE GP-REAR	173B, 183B, 528, 528B, 530B, 613B, 613C, 613C II, 613G, 920, 930, D7F, D7G, FB518
3G7659	CARTRIDGE GP	613B, 613G
3G7660	CARTRIDGE GP	631C, 637, 641B, 651E, 657B, 657E, 657G, 983, 983B
3G7661	CARTRIDGE GP	615, 615C
3G7662	CARTRIDGE GP	633D, 639D, 824C, 825C
3G7663	CARTRIDGE GP-VANE PUMP	613C, 613C II, 613G, 631C, 637, 844, 844H, 844K, 980G
3G7664	CARTRIDGE GP-REAR	235, 621B, 621E, 621F, 621G, 623B, 623E, 627E, 627F, 627G
3G7665	CARTRIDGE GP	641B, 650B, 651E, 657B, 657E, 657G, 983, 983B
3G7666	CARTRIDGE GP	633D, 639D
3G7667	CARTRIDGE GP	615C, 633D, 639D, 966C, 966R
4T0416	CARTRIDGE GP	D9L
4T0417	CARTRIDGE GP	D10N, D10R, D9L
4T0422	CARTRIDGE GP	966D
4T1893	CARTRIDGE GP	950B, 950B/950E, 963
4T2626	CARTRIDGE GP	950B, 950B/950E, 950F, 950F II, 960F

Part No	Description	Application
4T3196	CARTRIDGE GP-VANE	916, G916, IT18, IT18B
4T6869	CARTRIDGE GP-VANE PUMP	613C, 613C II, 615C, 814B, 814F, 814F II, 815B, 815F, 815F II, 816B, 816F, 816F II
6E2387	CARTRIDGE GP-VANE PUMP	966D, 966F, 966F II
6E2396	CARTRIDGE GP-VANE PUMP	950F, 950F II
6E4258	CARTRIDGE GP-VANE PUMP	966C
6E4719	KIT-CARTRIDGE	814F, 814F II, 815F, 815F II, 816F, 816F II, 924F, 928F, 950F, 950F II, 960F, 966F, 966F II, 970F, IT18F, IT24F, IT28F, R1300, R1300G, R1300G II, R1600, R1600G, R1600H
6E6477	CARTRIDGE GP-VANE PUMP	928G, 928HZ, 938F, 938G, 938G II, IT18F, IT24F, IT28F, IT28G, IT38F, IT38G, IT38G II
8J0251	CARTRIDGE ASSEM	14E
8J0253	CARTRIDGE ASSEM	140, 980G
9J7891	CARTRIDGE GP	814S, 815, 816
9N9910	KIT-CARTRIDGE	446B, 446D, 966G, 966G II, 972G, 972G II, RM-250C, RR-250, RR-250B, SS-250
9T1697	CARTRIDGE GP-FRONT	943, 953
9T2200	CARTRIDGE GP-VANE PUMP	572G, 611, 615, 615C, 936, 936F, G936
9T2201	CARTRIDGE G	HIGH PRESSURE
9T5336	CARTRIDGE GP-VANE PUMP	D10N, D10R

CARTRIDGES SPECS



Part No.	VQ Series	GPM	Rotation	Bushing
1U2664	20	8	RH	N
1U2665	20	14	RH	N
3G2720	20	11	LH	N
3G2722	20	5	LH	N
3G2749	20	8	LH	N
3G2751	20	11	RH	N
3G7658	20	14	LH	N
3G7659	20	12	LH	N
4T3196	20	12	RH	N
9T4038†	20	8	LH	N
1555091	25	17	RH	N
1U2652	25	19	LH	N
1U2666	25	17	RH	N
1U2668	25	21	RH	Y
1U3519	25	12	RH	Y
1U3952	25	14	LH	N

Part No.	VQ Series	GPM	Rotation	Bushing
3G2195	25	17	RH	Y
3G2196	25	19	RH	Y
3G2200	25	14	RH	Y
3G2717	25	12	LH	Y
3G2718	25	19	LH	Y
3G2752	25	21	LH	N
3G7652	25	19	RH	N
3G7653	25	14	LH	Y
3G7654	25	17	LH	Y
3G7655	25	21	LH	Y
3G7662	25	21	RH	N
3G7663	25	17	LH	N
4T0417*	25	21	RH	N
4T2626*	25	21	LH	N
9J7891	25	14	RH	N
6E2396	32	35	LH	N
1U2667	35	30	LH	N
1U2669	35	38	RH	Y
1U3953	35	38	LH	Y
3G1266	35	30	RH	Y
3G1267	35	25	RH	Y
3G2834	35	25	RH	N
3G2835	35	30	RH	N
3G2837	35	35	LH	N
3G7651	35	35	RH	Y
3G7664	35	38	RH	N
3G7665	35	35	LH	N
3G7666	35	38	LH	N
4T1893	35	35	LH	Y
4T6869	35	25	LH	Y
6E4258	35	25	RH	N
9T2200	35	30	LH	Y
1364815	45	57	-	Y
1U0532	45	57	-	Y
1U2670	45	47	RH	Y
1U2671	45	60	RH	Y
3G2234	45	60	LH	Y
3G2236	45	42	LH	Y
3G2238	45	42	RH	Y
3G7656	45	50	RH	Y
3G7657	45	57	RH	Y
3G7660	45	50	LH	Y
3G7661	45	45	LH	Y
3G7667	45	57	LH	Y
4T0416*	45	50	RH	Y
4T0422*	45	50	LH	Y
9T5336*	45	50	RH	N
6E2387*		50	LH	N

\* HIGH PRESSURE CARTRIDGE



HYDRAULIC MOTORS

Hydraulic motors are mechanical actuators; they convert fluid pressure into rotational hydraulic energy and torque. There are a few different types of hydraulic motors. The main ones, which are each named for the rotating component they use, are vane, gear, and piston hydraulic motors. For the best results, CTP manufactures motor components and main hydraulic motor enclosure from a durable steel alloy and cast iron, that can weather both high operating speeds and pressure. CTP's hydraulic motors are some of the best in the industry.

- ✓ Fan speed runs independent from engine speed.
- ✓ More precise temperature control.
- ✓ On-demand cooling capability to eliminate power consumption.
- ✓ 3 Reduced noise
- ✓ 3 Reduced emissions

HYDRAULIC MOTORS

Part No	Description	Application
2135268	MOTOR GP-PISTON	24M, 834G, 834H, 836G, 836H, 988G, 988H, AD55B
1597166	MOTOR GP-PISTON	844, 844K, 854G, 854K, 990, 990 II, 990K, 992G, 992K, 993K
1597986	MOTOR GP-GEAR	938G, 950G, 962G, IT38G, IT62G
2254614	MOTOR GP-PISTON	385C, 385C FS, 385C L, 385C L MH, 390D, 390D L
2478978	MOTOR GP-PISTON	365B L, 365C, 365C L, 365C L MH, 385B, 385C, 385C FS, 385C L, 385C L MH, 390D, 390D L, 5090B
1559107	MOTOR GP PISTON	330D L, 330D LN, 330D MH, 345B, 345B II, 345B II MH, 345B L, W345B II
3154375	MOTOR GP-PISTON	345D, 345D L, 345D L VG, 349D, 349D L
1799778	MOTOR GP-PISTON	322C, 322C FM, 325C, 325C FM, M325C MH
1915611	MOTOR GP-PISTON	330C, 330C FM, 330C L, 330C MH
2051821	MOTOR GP-PISTON	583T, 587T, D8N, D8R, D8T
2120272	MOTOR GP-PISTON	D10N, D10R, D10T
2124977	MOTOR GP-PISTON	D10N, D10R, D10T
2254613	MOTOR GP-PISTON	365C, 365C L, 365C L MH
2556805	MOTOR GP-PISTON	980G, 980H
2668034	MOTOR GP-PISTON	345C, 345C L, 345C MH, W345C MH
3119550	MOTOR GP-PISTON	365C L, 374D L



HYDRAULIC MOTORS ( CONT.)

Part No	Description	Application
1292413	MOTOR GP-PISTON	824G, 825G, 980G
1618919	MOTOR GP-PISTON	824C, 824G II, 824H, 825G II, 825H, 966G, 966G II, 966H, 966K, 966M XE, 972G, 972G II, 972H, 972M XE, 980C, 980G II
2003252	MOTOR GP-PISTON	385B, 385C, 385C FS, 385C L, 385C L MH, 390D, 390D L, 5090B
2959429	MOTOR GP-PISTON	345D, 345D L, 345D L VG, 349D, 349D L
2158298	PUMP GP	938G II, IT38G II



DRIVE MOTORS

Part No	Description	Application
1053196	DRIVE GP-CIRCLE	120G, 120H, 120H ES, 120H NA, 120K, 120K 2, 120M, 120M 2, 12G, 12H, 12H ES, 12H NA, 12K, 12M, 12M 2, 12M 3, 12M 3 AWD, 130G, 135H, 135H NA, 140G, 140H, 140H ES, 140H NA, 140K, 140K 2, 140M, 140M 2
1164531	STEERING	120G, 12G, 130G, 140G, 14G, 160G, 16G, 769D, 771D, 773D, 775D, 776C, R2900
1235259	DRIVE GP-DRUM	CP-56, CP-573E, CP-64, CP-663E, CP-76, CS-533C, CS-533D, CS-56, CS-563C, CS-563D, CS-563E, CS-573C, CS-573D, CS-583C, CS-583D, CS-583E, CS-64, CS-663E, CS-683E, CS-74
1368869	MOTOR & MTG GP-VIBRATORY	CP-533E, CP-56, CS-531C, CS-531D, CS-533C, CS-533D, CS-533E, CS-54, CS-56, CS-563C, CS-563D, CS-563E
1484644	DRIVE GP-SWING	318C, 319C, 320C, 320C FM, 320C L, 320D, 320D FM, 320D FM RR, 320D GC, 320D L, 320D LN, 320D LRR, 320D RR, 320D2, 320D2 GC, 320D2 L, 320E, 320E L, 320E LN, 320E LRR, 320E RR, 323D L, 323D LN, 323D SA
1532692	DRIVE GP-FINAL	312, 312B L
1597156	MOTOR GP-PISTON	330B, D6H XL, D6R, D6R II, D6R III, D6R
1597162	POWER TRAIN	D8R, D8R II

Part No	Description	Application
1986041	TANK GP-HYDRAULIC -BRAKE, HOIST, STEERING	793D, 793F, 793F CMD, 793F-XQ
1G5340	MOTOR	CS551, CS553, CP553
2344630	MOTOR & MTG GP-TRAVEL	318B, 318C, 318E L, 319D L, 319D LN, 320C, 320C FM, 320D, 320D FM, 320D LRR, 320E L, 320E LN, 320E LRR, 321D LCR, 322B L, 322C, 322C FM, 323D L, 323D LN, 323D SA, 323E L, 324E LN, 325B L, 325C, 325C F
2436639	MOTOR & MOUNTING GP -HYDROSTATIC DRIVE	953D, D6K, D6K LGP, D6K XL, D6K2, D6K2 LGP, PL61
2436640	HYDROSTATIC DRIVE	953D, D6K, D6K LGP, D6K XL, D6K2, D6K2 LGP, PL61
2525127	STEERING	583T, D8T, PL83
2579785	POWER TRAIN	D4G, D5G
2807854	HYDROSTATIC DRIVE	216B, 216B3, 226B, 226B3, 232B, 242B, 242B3
2807856	MOTOR & MTG GP-HYDROSTATIC	236B, 236B3, 252B, 252B3, 268B
2807862	DRIVE GP-TRACK	247B
2807864	DRIVE GP-TRACK	267B
2965159	DRIVE GP-DRUM	CP-533E, CS-533E, CS-54
3349968	MOTOR & MTG GP-SWING	320C, 320C FM, 320C L, 320D, 320D FM, 320D FM RR, 320D GC, 320D L, 320D LN, 320D LRR, 320D RR, 320D2, 320D2 GC, 320D2 L, 320E, 320E L, 320E LN, 320E LRR, 320E RR, 321C, 321D LCR, 323D L, 323D LN, 330C, 330C FM, 330C L, 330C MH, 330D, 330D L, 330D MH, 336D, 336D L, 336D LN, 336D2, 336D2 L, 336E, 336E HVG, 336E L, 336E LN, 336F L, 340D L, 340D2 L
3349973	MOTOR GP-SWING	318C, 318E L, 319D L, 319D LN, 320C, 320C FM, 320C L, 320D, 320D FM, 320D FM RR, 320D GC, 320D L, 320D LN, 320D LRR, 320D RR, 320D2, 320D2 GC, 320D2 L, 320E, 320E L, 320E LN, 320E LRR, 320E RR, 321C
3349976	MOTOR GP-SWING	318C, 318E L, 319D L, 319D LN, 320C, 320C FM, 320C L, 320D, 320D FM, 320D FM RR, 320D GC, 320D L, 320D LN, 320D LRR, 320D RR, 320D2, 320D2 GC, 320D2 L, 320E, 320E L, 320E LN, 320E LRR, 320E RR, 321C
3349979	MOTOR GP-SWING	330C, 330C FM, 330C L, 330C MH, 330D, 330D FM, 330D L, 330D MH, 336D, 336D L, 336D LN, 336D2, 336D2 L, 336E, 336E H, 336E HVG, 336E L, 336E LH, 336E LN, 336F L, 340D L, 340D2 L, 568 FM LL
9T5977	DRIVE GP-CIRCLE	14G, 14H, 14H NA, 14M, 16G, 16H, 16H NA, 16M

HYDRAULIC CYLINDERS



Part No.	Description	Application
1052094	CYLINDER GP-SIDESHIFT	120G, 12G, 130G, 140G, 160G
1052325	CYLINDER AS	416B, 426B

HYDRAULIC CYLINDERS (CONT.)

Part No.	Description	Application
1052365	CYLINDER AS	416B, 426B
1070624	CYLINDER GP-LIFT	416B, 416C, 416D, 424D, 426B, 428B, 428C, 436B, 438B, 438C
1096778	CYLINDER GP-TILT	D9R, D9T
1096783	CYLINDER AS	D9R, D9T
1098832	CYLINDER GP-TILT	844, 844H, 844K, D9R, D9T
1098833	CYLINDER GP-TILT	844, 844H, 844K, D9R, D9T
1103269	CYLINDER GP-BULLDOZER LIFT	D5R LGP, D6M, D6N, D6N LGP
1103270	CYLINDER AS	D5R LGP, D6M, D6N, D6N LGP
1118181	CYLINDER GP-LIFT	980G, 980G II, 980H
1118182	CYLINDER AS	980G, 980G II, 980H
1125003	CYLINDER GP-TILT	980G, 980G II, 980H
1125004	CYLINDER GP-TILT	980G, 980G II, 980H
1125068	CYLINDER AS	980G, 980G II, 980H
1125575	CYLINDER GP-SIDESHIFT	120H, 120H ES, 120H NA, 120K, 120K 2, 12H, 12H ES, 12H NA, 12K, 135H, 135H NA, 140H, 140H ES, 140H NA, 140K, 140K 2, 143H, 160H, 160H ES, 160H NA, 160K, 163H, 163H NA
1135264	CYLINDER GP-RIPPER	14H, 14H NA, 14M, 16H, 16H NA, 16M
1137754	CYLINDER GP-RIPPER	120K, 120M, 12G, 12H, 12H ES, 12H NA, 12K, 12M, 130G, 140G, 140H, 140H ES, 140H NA, 140K, 140K 2, 140M, 143H, 160H, 160H ES, 160H NA, 160K, 160M, 163H, 163H NA, 24H, 24M
1151371	CYLINDER GP-HYDRAULIC	345B II, 345B L, 345C, 345C L, 980G, 980G II, 980H
1163578	CYLINDER GP-BOOM	325B L, 330B, 330B L, W330B
1165354	CYLINDER GP-STABILIZER	416B, 426B, 436B
1175760	CYLINDER AS	797, 797B, 797F, M315, M318
1184000	CYLINDER GP-STICK	320B, 325B L
1184001	CYLINDER AS BUCKET	320B, 325B L
1185931	CYLINDER GP-SEAL	320, 320N, 322
1189001	CYLINDER GP-TILT	950G, 950G II, 962G, 962G II
1189004	CYLINDER AS	950G, 950G II, 962G, 962G II
1219242	CYLINDER GP-WHEEL LEAN	120G, 120H, 120H ES, 120H NA, 120K, 120K 2, 12G, 12H, 12H ES, 12H NA, 12K, 130G, 135H, 135H NA, 140G, 140H, 140H ES, 140H NA, 140K, 140K 2, 143H, 160H, 160H ES, 160H NA, 160K, 163H, 163H NA
1239755	CYLINDER AS	980G, 980G II, 980H
1250024	CYLINDER GP-LIFT	950G, 950G II, 962G, 962G II, IT62G, IT62G II
1250028	CYLINDER AS	950G, 950G II, 962G, 962G II, IT62G, IT62G II
1268308	CYLINDER GP-BACKHOE BUCKET	416B, 416C, 428B, 428C
1278931	CYLINDER GP-BULLDOZER LIFT	D6R, D6R II
1278932	CYLINDER AS	D6R, D6R II
1287674	CYLINDER AS	938F, 938G, 938G II
1287678	CYLINDER GP-LIFT	938F, 938G, 938G II

Part No.	Description	Application
1291908	CYLINDER GP	D7H, D7R, D7R II, D7R XR
1291910	CYLINDER AS	D7H, D7R, D7R II, D7R XR
1294258	CYLINDER GP-BULLDOZER LIFT	D6R, D6R II
1297879	CYLINDER AS	345B II, 345B L, 365B, 365B II
1302364	CYLINDER GP-STABILIZER	416B, 426B, 436B
1302365	CYLINDER GP-STABILIZER	416B, 426B, 436B
1309041	CYLINDER GP-STEERING	120H, 120H ES, 120H NA, 120K, 120K 2, 12H, 12H ES, 12H NA, 12K, 135H, 135H NA, 140H, 140H ES, 140H NA, 140K, 140K 2, 143H, 160H, 160H ES, 160H NA, 160K, 163H, 163H NA
1309042	CYLINDER GP-STEERING	120H, 120H ES, 120H NA, 120K, 120K 2, 12H, 12H ES, 12H NA, 12K, 135H, 135H NA, 140H, 140H ES, 140H NA, 140K, 140K 2, 143H, 160H, 160H ES, 160H NA, 160K, 163H, 163H NA
1317191	CYLINDER GP-HYDRAULIC	120H, 120H ES, 120H NA, 120K, 120K 2, 12M, 12M 2, 12H, 12H ES, 12H NA, 12K, 12M, 12M 2, 12M 3, 12M 3 AWD, 135H, 135H NA, 140H, 140H ES, 140H NA, 140K, 140K 2, 140M, 140M 2, 140M 3, 140M 3 AWD, 143H
1324926	CYLINDER GP-LIFT	120H, 120H ES, 120H NA, 120K, 120K 2, 135H, 135H NA
1324928	CYLINDER AS	12H, 12H ES, 12H NA, 12K, 140H, 140H ES, 140H NA, 140K, 140K 2, 140M, 143H, 160H, 160H ES, 160H NA, 160K, 160M, 163H, 163H NA
1324929	CYLINDER GP-LIFT	12H, 12H ES, 12H NA, 12K, 140H, 140H ES, 140H NA, 140K, 140K 2, 143H, 160H, 160H ES, 160H NA, 160K, 163H, 163H NA
1325123	CYLINDER GP-RIPPER	D9R, D9T
1325149	CYLINDER GP-RIPPER TIP	D9R, D9T
1332963	CYLINDER GP-LIFT	966G, 966G II, 972G, 972G II
1332964	CYLINDER GP-LIFT	966G, 966G II, 972G, 972G II
1334048	CYLINDER AS	966G, 966G II, 972G, 972G II
1346987	CYLINDER GP-BUCKET	311, 312, 320B, 320C, 322B, 322B L, 322C, 322C FM, 325, 325B L, 325C
1349838	CYLINDER GP-HYDRAULIC	902, 906, 908, AD30, AD45B
1360246	CYLINDER AS	307, 307B, PM-465
1363156	CYLINDER GP-ANGLING	D3C III, D4C III, D5C III
1377855	CYLINDER GP-TILT	938F, 938G, 938G II
1438007	CYLINDER GP-BUCKET	365B, 365B II, 365B L, 365C, 365C L, 385C
1529148	CYLINDER GP-BOOM	416C, 420D, 428C, 428D, 432D, 438C, 438D, 442D
1553652	CYLINDER GP-RIPPER TIP	D8R, D8R II, D8T
1553653	CYLINDER GP-RIPPER	D8R, D8R II, D8T
1559068	CYLINDER GP-BOOM	385B, 385C, 385C L
1571352	CYLINDER GP-STEERING	854G, 854K, 992K



HYDRAULIC CYLINDERS (CONT.)

Part No.	Description	Application
1586586	CYLINDER GP-LIFT	R1600, R1600G, R1600H
1586587	CYLINDER GP-LIFT	R1600, R1600G, R1600H
1630324	CYLINDER GP	924G, 950G, 950G II, 950H, 962G, 962G II, 962H, IT62G, IT62G II, IT62H
1630325	CYLINDER AS	120K, 120K 2, 120M, 12K, 12M, 12M 3, 12M 3 AWD, 140K, 140K 2, 140M, 140M 3, 140M 3 AWD, 160K, 160M, 160M 3, 160M 3 AWD, 924G, 950G, 950G II, 950H, 950K, 962G, 962G II, 962H, 962K, IT62G, IT62G II
1647174	CYLINDER GP-EXTENDABLE STICK	416C, 416D, 420D, 424D, 428C, 428D, 432D, 438C, 438D, 442D
1650102	CYLINDER GP-RIPPER TIP	D8R, D8R II, D8T
1652506	CYLINDER GP-STEERING	16G, 16H, 16H NA
1652507	CYLINDER GP-STEERING	16G, 16H, 16H NA
1661855	CYLINDER AS	D8L, D9N, D9R, D9T
1662582	CYLINDER GP-TILT	D6H XL, D6R, D6R II
1662583	CYLINDER AS	D6H XL, D6R, D6R II
1668141	CYLINDER GP-BACKHOE BUCKET	416C, 420D, 428C, 430D, 432D, 438C, 438D, 442D
1674235	CYLINDER GP-STEERING	416C, 416D, 420D, 424D, 426C, 428C, 430D, 436C
1690444	CYLINDER AS	416C, 416D, 420D, 424D, 426C, 428C, 430D, 436C
1692968	CYLINDER AS	416C
1699530	CYLINDER GP-SWING	424D, 428C, 428D, 432D, 438C, 438D, 442D
1722349	CYLINDER AS	416C, 426C, 436C
1731926	CYLINDER GP-STABILIZER	416C, 426C, 436C
1731927	CYLINDER GP-STABILIZER	416C, 426C, 436C
1734015	CYLINDER GP-STICK	424D, 428C, 428D, 432D, 438C, 438D, 442D, 422E, 424D, 428C, 428D, 428E, 432D, 432E, 434E, 438C, 438D, 442D, 442E, 444E
1734565	CYLINDER GP-STABILIZER	416C, 420D, 420F, 424D, 426C, 428C, 430D, 430F, 432D, 432F, 436C, 438C, 442D, 444F, 906H, 906H2, 907H, 907H2, 908H, 908H2, 910K, 914K, IT14G, IT28G 416C, 416D, 420D, 424D, 426C, 428C, 428D, 430D, 432D, 436C, 438C, 438D, 442D
1755521	CYLINDER GP-STEERING	834G, 834H, 834K
1783713	CYLINDER GP-COUPLER	416C, 420D, 420F, 424D, 426C, 428C, 430D, 430F, 432D, 432F, 436C, 438C, 442D, 444F, 906H, 906H2, 907H, 907H2, 908H, 908H2, 910K, 914K, IT14G, IT28G 416C, 416D, 420D, 424D, 426C, 428C, 428D, 430D, 432D, 436C, 438C, 438D, 442D
1787190	CYLINDER GP-STEERING	320B, 320C, 322C, 322C FM, 324D FM, 324D FM LL, 325C, 325C FM, 345B II, 345B L
1799765	CYLINDER AS	324D FM LL, 325C, 325C FM, 345B II, 345B L
1833721	CYLINDER GP-BULLDOZER LIFT	D3G, D4G, D5G
1838459	CYLINDER GP-TILT	315C, 315D L, D3G, D4G, D5G

Part No.	Description	Application
1851839	CYLINDER GP-MULTIPURPOSE BUKT	414E, 416B, 416C, 416D, 416E, 420D, 422E, 424D, 426C, 428C, 428D, 428E, 430D, 432D, 432E, 434E, 436C, 438C, 438D, 442D, 442E, 444E, 904B, 904H, 906H, 906H2, 907H, 907H2, 908H, 908H2, TH210, TH215
1884211	CYLINDER AS	322B L, 322C, 325B L, 325C, 325C FM, 325D FM, 325D FM LL, 330B L, 330C, 330C FM, 330C L, 330D FM, 385B, 385C L, 568 FM LL, M325B
1913118	CYLINDER GP-STICK	322C, 322C FM, 325B L, 330B, 330B L, 345B L, M325B, W330B
1917725	CYLINDER GP-EXTENDABLE STICK	416D, 420D, 424D, 428D, 432D, 438D, 442D
1917727	CYLINDER AS	416D, 420D, 424D, 428D, 432D, 438D, 442D
1917835	CYLINDER GP-BACKHOE BUCKET	420D, 430D, 432D, 438D, 442D
1917839	CYLINDER GP-BACKHOE BUCKET	416D, 420D, 430D, 432D, 438D, 442D
1923791	CYLINDER GP-LIFT	420D, 428D, 430D, 432D, 438D, 442D
1923884	CYLINDER GP-TILT	420D, 420E, 428D, 428E, 430D, 430E, 432D, 432E, 438D, 442D, 442E
1926445	CYLINDER GP-RIPPER	854G, D10R, D10T
1926446	CYLINDER GP-RIPPER	854G, D10R, D10T
2003395	CYLINDER AS	318C, 319C
2003525	CYLINDER GP-STICK	345B II, 345B L, 365B
2043696	CYLINDER & SEAL GP-BUCKET	320C, 322C, 325C L
2058656	CYLINDER GP-STICK	430D
2060502	CYLINDER AS	416D, 420D
2060519	CYLINDER AS	416D, 420D, 430D
2060521	CYLINDER AS	416D, 420D, 430D
2063549	CYLINDER GP-LIFT	416D, 424D
2063552	CYLINDER AS	414E, 416D, 416E, 422E, 424D
2063553	CYLINDER GP-TILT	414E, 416D, 416E, 422E, 424D
2063628	CYLINDER GP-BOOM	416D, 424D
2063629	CYLINDER AS	416D, 420D, 428D, 432D, 438D, 442D
2063630	CYLINDER GP-BOOM	416D, 420D, 428D, 432D, 438D, 442D
2107074	CYLINDER GP-BOOM	416E, 416F, 422E, 428E
2107076	CYLINDER GP-BOOM	420E, 420F, 432E, 434E
2107078	CYLINDER GP-STICK	416E, 416F
2107082	CYLINDER GP-STICK	420E, 420F
2107088	CYLINDER GP-BACKHOE BUCKET	416E, 416F, 420E, 420F
2107098	CYLINDER GP-STICK	416E, 416F, 420E, 420F, 422E, 428E, 430E, 430F, 432E, 434E, 442E, 444E
2120929	CYLINDER AS	420E, 420F
2167388	CYLINDER GP-ANGLING	D3G, D4G, D5G
2231335	CYLINDER GP-HYDRAULIC	735, 735B, 740, 740B

HYDRAULIC CYLINDERS (CONT.)

Part No.	Description	Application
2254575	CYLINDER GP-STICK	323D L, 325D, 325D FM, 325D L
2265540	CYLINDER GP-MULTIPURPOSE BUKT	414E, 416D, 416E, 416F, 420D, 420E, 420F, 422E, 422F, 428E, 428F, 430D, 430E, 430F, 432E, 432F, 434E, 434F, 442E, 444E, 444F, 446D, 450E, 450F
2270844	CYLINDER GP-BULLDOZER LIFT	D6R, D6R III, D6R STD, D6T
2283499	CYLINDER GP-STABILIZER	416D, 420D, 430D
2283507	CYLINDER GP-SWING	424D, 428D, 432D, 442D
2332629	CYLINDER AS	416D, 420D, 424D, 428D, 430D, 432D, 442D
2344663	CYL GP	365B, 375, 5080
2359829	CYLINDER GP-STICK	416D, 420D
2359831	CYLINDER GP-STICK	424D, 428D, 432D, 442D
2388637	CYLINDER AS	D8R, D8T
2407347	CYLINDER GP-TILT	D8R, D8T
2424271	CYLINDER GP-LIFT	950H, 962H, IT62H
2424272	CYLINDER GP-LIFT	950H, 962H, IT62H
2424274	CYLINDER GP-LIFT	966H, 972H
2424275	CYLINDER GP-LIFT	966H, 966K, 966M, 966M XE, 972H, 972K, 972M, 972M XE
2426731	CYLINDER & SEAL GP-BOOM	320D, 320D FM, 320D FM RR, 320D GC, 320D L, 320D LN, 320D LRR, 320D RR, 321D LCR, 323D L, 323D LN, 323D SA 320D, 320D FM, 320D L, 320D LN, 320D LRR, 320D RR, 323D L, 323D LN, 324D, 324D L
2426759	CYLINDER & SEAL GP-BUCKET	966H, 972H
2448777	CYLINDER GP-TILT	966H
2457484	CYLINDER GP-TILT	966H
2478853	CYLINDER GP-BUCKET	322C, 325C, 330C, 330C L, 385B, 385C L
2549037	CYLINDER GP-LIFT	938H
2575083	CYLINDER GP-SIDESHIFT	14M, 16M
2590459	CYLINDER GP-HYDRAULIC	D3G, D4G, D5G
2594733	CYLINDER GP-STEERING	988G, 988H
2594737	CYLINDER GP-STEERING	988G, 988H
2621905	CYLINDER GP-CENTERSHIFT	16M
2627049	CYLINDER GP-STABILIZER	416E, 420E, 430E
2627050	CYLINDER GP-STABILIZER	416D, 416E, 420E, 430E
2627051	CYLINDER AS	416E, 420E, 430E
2627052	CYLINDER AS	416D, 416E, 420E, 430E
2711716	CYLINDER GP-LIFT	992K
2711717	CYLINDER GP-LIFT	992K
2713572	CYLINDER GP-TILT	992K
2764005	CYLINDER AS	416E, 416F, 422E, 428E
2781971	CYLINDER GP-HYDRAULIC	416E, 420E, 422E, 428E, 430E, 432E, 434E, 442E, 444E, 527

Part No.	Description	Application
2781972	CYLINDER AS	416E, 420E, 422E, 428E, 430E, 432E, 434E, 442E, 444E, 527
2836132	CYLINDER GP-BUCKET	318C, 319C, 320B, 320C, 325B L, 325C, 325D, 329D L, 330B L, 330C, 345B II, 345B L
2880568	CYLINDER GP-STEERING	988H
2893054	CYLINDER GP-WHEEL LEAN	16M
2897763	CYLINDER GP-STICK	330C L
2897798	CYLINDER AS	322B L, 322C FM, 324D FM, 324D FM LL, 325B L, 330B L, M325B, W330B
2897865	CYL GP	320B, 320C
2897901	CYL GP	320B, 320C, 324D, 324E, 325C, 326D, 326F, 345B, 538, 548
2898031	CYLINDER GP-STICK	325D L, 330D, 330D FM, 330D L, 330D LN, 336D, 336D L, 336D LN, 336D2, 385C L
2898032	CYLINDER AS-HYDRAULIC	325D L, 330D, 330D FM, 330D L, 330D LN, 336D, 336D L, 336D LN, 336D2, 385C L
2912681	CYLINDER GP-STABILIZER	416E, 416F, 420E, 420F, 430E, 430F
2912682	CYLINDER GP-STABILIZER	416E, 416F, 420E, 420F, 430E, 430F
2959400	CYLINDER GP-BOOM	325C, 325D, 325D FM, 325D L
2974896	CYLINDER GP-SWING	450E, 450F
3149336	CYLINDER GP-STEERING	966G II, 966H, 972G II, 972H
3149338	CYLINDER GP-HYDRAULIC	120K, 120K 2, 120M, 12K, 12M, 12M 3, 12M 3 AWD, 140K, 140K 2, 140M, 140M 3, 140M 3 AWD, 160K, 160M, 160M 3, 160M 3 AWD, 950G II, 950H, 950K, 962G II, 962H, 962K, IT62H
3149340	CYLINDER GP-STEERING	938G II, 938H, HA770, HA870, HA871, IT38G II, IT38H, TK371, TK381
3153375	CYLINDER GP-STICK	365C L, 385C, 385C L
3154473	CYLINDER GP-BUCKET	329D LN, 330D L, 330D LN, 330D MH, 336D, 336D L, 336D LN
3178432	CYLINDER GP-STICK	345C, 365B, 365B II, 365B L, 365C, 365C L, 385B, 385C L
3217046	CYLINDER AS-HYDRAULIC	D6M, D6N
3284266	CYLINDER AS-HYDRAULIC	D6N
3284267	CYLINDER GP-TILT	D6N
3364182	CYLINDER AS-HYDRAULIC	416E, 422E, 428E, 432E, 434E
3412182	CYLINDER & SEAL GP-BUCKET	320D, 320D L, 320D2, 320D2 L, 320E LN, 323D L, 323D2 L, 323E L, 325D L, 328D LCR, 329D, 329D L, 329E, 329E L, 329E LN
3412807	CYLINDER & SEAL GP-STICK	320D, 320D L, 320D2, 320D2 GC, 320D2 L, 320E L, 323D L, 323D2 L
3412814	CYLINDER & SEAL GP-BUCKET	320D, 320D FM, 320D GC, 320D L, 320D LRR, 320D RR, 320D2, 320D2 GC, 320D2 L, 320E, 320E L, 320E LN, 320E LRR, 320E RR, 321D LCR, 323D L, 323D2 L, 323E L, 324D
3461093	CYLINDER GP-TILT	938H
3562217	CYLINDER GP-TILT	950H, 962H
3562219	CYLINDER GP-TILT	966H, 966K

HYDRAULIC CYLINDERS (CONT.)

Part No.	Description	Application
3574704	CYLINDER AS	325D L, 330D, 330D L, 330D LN, 336D, 336D L, 336D LN, 336D2, 336D2 L, 336E, 336E H, 336E L, 336E LH, 336E LN, 336F L, 340D2 L, 385C L, 568 FM LL
3579784	CYLINDER GP-BUCKET	330D L, 336D, 336D L, 336D2, 336D2 L, 336E, 336E L, 336E LN, 336F L, 340D2 L, 345C, 345D, 345D L, 349D, 349D L, 349E, 349E L, 349E L VG, 349F L
3588462	CYLINDER AS	345B II, 345C, 345C L, 345D, 345D L, 345D L VG, 349D, 349D L, 349E, 349E L, 349E L VG, 349F L
3588503	CYLINDER AS	345B II, 345C, 345C L, 345D, 345D L, 345D L VG, 349D, 349D L, 349E, 349E L, 349E L VG, 349F L
3624589	CYLINDER GP-BUCKET	390F L
3628488	CYLINDER GP-STICK	374F L
3629780	CYLINDER GP-BOOM	390F L
3631685	CYLINDER GP-STICK	390F L
3679478	CYLINDER GP-TILT	D6R, D6R III, D6R STD, D6T, D6T LGP, D6T XL
3706692	CYLINDER GP-STICK	345B II, 345C, 345C L, 345D, 345D L, 345D L VG, 349D, 349D L, 349E, 349E L, 349E L VG, 349F L
3818054	CYLINDER GP-HYDRAULIC	416E, 416F, 420E, 420F, 422E, 422F, 428E, 428F, 430E, 430F, 432E, 432F, 434E, 434F, 442E, 444E, 444F
3818055	CYLINDER GP-HYDRAULIC	416E, 420F, 422E, 422F, 428E, 428F, 430E, 432E, 432F, 434E, 434F, 442E, 444E, 444F
3891041	CYLINDER GP-BOOM	345C, 345C L, 345D, 345D L, 345D L VG, 349D, 349D L
4176665	CYLINDER GP-BUCKET	374F L
5701981	CYLINDER GP-STICK	390D, 390F
6E0274	CYLINDER GP-BOOM	416B, 416C, 416D, 424D, 428B, 428C, 438B, 438C
1U1147	CYLINDER GP-LIFT-LH	950B, 950B/950E, 950F, 950F II, 960F
1U1148	CYLINDER GP-LIFT-RH	950B, 950B/950E, 950F, 950F II, 960F
1U3990	CYLINDER GP-BULLDOZER LIFT	D6H
1U4086	CYLINDER AS	D6H
1U4087	CYLINDER AS	D6H
3G4533	CYLINDER GP-TILT	D7H, D7R, D7R II, D7R XR
3G4752	CYLINDER GP-WHEEL LEAN	120G, 12G, 130G, 140G, 160G
3G5223	CYLINDER GP-BLADE LIFT	12G, 130G, 140G, 160G
3G5224	CYLINDER GP-CENTERSHIFT	12G, 130G, 140G, 160G
3G5264	CYLINDER AS	966D, 966F, 966F II, 970F
3G5290	CYLINDER AS	936, 936F, G936
3G5291	CYLINDER GP-TILT	936, 936F, G936
3G5495	CYLINDER GP-LIFT	966D, 966F, 966F II
3G5496	CYLINDER GP-LIFT-RH	966D, 966F, 966F II
3G5497	CYLINDER GP-TILT	966D, 966F, 966F II, 970F
3G5502	CYLINDER AS	966D, 966F, 966F II

Part No.	Description	Application
3G5707	CYLINDER GP-TILT	D8L, D9N
3G8069	CYLINDER GP-STEERING	120G, 12G, 130G, 140G, 160G
3G8070	CYLINDER GP-STEERING	120G, 12G, 130G, 140G, 160G
3G8080	CYLINDER ASSEM. (L.H.)	955L
3G8194	CYLINDER AS	844, 844H, 844K, D8L, D9N
3G8785	CYLINDER AS	950B, 950B/950E, 950F, 950F II, 960F
3G8786	CYLINDER GP-TILT	950B, 950B/950E, 950F, 950F II, 960F
3G8792	CYLINDER AS	950B, 950B/950E, 950F, 950F II, 960F
4I1524	CYLINDER AS	330, 330 FM L, 330 L
4T6015	CYLINDER A	977, 977K, 977L
4T7587	CYLINDER AS-HYDRAULIC	988B
4T8639	CYLINDER GP	D7H
6E1102	CYLINDER GP-BULLDOZER LIFT	D8N, D8R, D8R II
6E1103	CYLINDER AS	D8N, D8R, D8R II
6E1175	CYLINDER GP-TILT	D8N, D8R, D8R II
6E1176	CYLINDER AS	D8N, D8R, D8R II
6E1343	CYLINDER GP-CENTERSHIFT	12H, 12H ES, 12H NA, 12K, 140H, 140H ES, 140H NA, 140K, 140K 2, 143H, 160H, 160H ES, 160H NA, 160K, 163H, 163H NA
6E1554	CYLINDER GP-ARTICULATION	120H, 120H ES, 120H NA, 120K, 120K 2, 135H, 135H NA
6E1754	CYLINDER GP-CENTERSHIFT	120H, 120H ES, 120H NA, 120K, 120K 2, 135H, 135H NA
6E1964	CYLINDER GP-BACKHOE BUCKET	416B, 416C, 428B, 428C, 438B, 438C
6E3113	CYLINDER GP-RIPPER PIN PULLER	D10N, D10R, D10T, D10T2, D11N, D11R, D11T, D8N, D8R, D8R II, D8T, D9N, D9R, D9T
6E4892	CYLINDER GP-STEERING	950F, 950F II, 960F
6E5024	CYLINDER GP-STEERING	814B, 814F, 814F II, 815B, 815F, 815F II, 816B, 816F, 816F II, 966F, 966F II, 970F, AD30, R1600, R1600G, R1600H
7J3337	CYLINDER ASSEM.	7A, D7G
7J8301	CYLINDER ASSEM.	5S, 6A, 6S, D5B, D6D
7J8302	CYLINDER GP	5S, 6A, 6S, D5B, D6D, D6D SR
7J9353	CYLINDER ASSEM.	814, 815, 966C
7J9354	CYLINDER ASSEM.	815, 966C
7J9355	CYLINDER GP-STEERING	814, 815, 816, 966C, 966R
7J9356	CYLINDER GP-STEERING	814, 814S, 815, 816, 966C, 966R
7J9361	CYLINDER ASSEM	966C
7J9362	CYLINDER ASSEM.	966C, 966R
7J9363	CYLINDER GP-TILT	966C, 966R
7J9364	CYLINDER GP-TILT	966C, 966R
7J9635	CYLINDER ASSEM. (R.H.)	955K, 955L
7J9685	STEERING CYLINDER GROUP	950
7J9686	CYLINDER A	950
7J9690	CYLINDER GP-LIFT	950

HYDRAULIC CYLINDERS (CONT.)

Part No.	Description	Application
7J9691	CYLINDER ASSEM.	950
7J9695	TILT CYLINDER GROUP	950
7J9727	CYL AS-HYD	930, 930R
7J9728	CYL AS-HYD	930, 930R
7J9729	CYLINDER GP-TILT	930, 930R
7J9730	CYLINDER GP-TILT	930, 930R
7J9838	CYLINDER GP-STEERING	920, 930, 930R
7J9839	CYLINDER AS-HYDRAULIC	920, 930R
7J9867	CYLINDER AS-HYDRAULIC	930R
7J9868	CYLINDER A	930
7J9871	CYLINDER GP-LIFT	930, 930R
7J9872	CYLINDER GP-LIFT	930, 930R
7J9921	CYLINDER AS-RH	950
7Y4650	CYLINDER GP-STICK	320, 320 L, 320N, 325, 325 L, 325 LN, 325B L
7Y4906	CYLINDER GP	330, 330 FM L, 330 L
7Y4926	CYLINDER GP	330, 330 FM L, 330 L, 350 L
7Y5100	CYLINDER GP-BUCKET	320, 320 L, 320N, 322 LN, 325, 325 L, 325 LN, 330, 330 FM L, 330 L, 350, 350 L, 5080
8J0028	CYLINDER GP-BLADE SIDESHIFT	120G, 12G, 130G, 140G, 160G
8J6360	CYLINDER ASSEM.	14G
8J6867	CYLINDER AS	5S, D6D, D6E, D6E SR, D6G, D6G SR, D6G2 LGP, D6G2 XL
8J6868	CYLINDER GP-LIFT	5S, D6D, D6E, D6E SR, D6F SR, D6G, D6G SR, D6G2 LGP, D6G2 XL
9J0669	CYLINDER ASSEM. (L.H.)	977K, 977L, D10N
9J2433	CYL AS-HYD	966C
9J2434	CYLINDER GP-LIFT	966C, 966R
9J3466	CYLINDER GP-BLADE TIP	120G, 12G, 130G, 140G

Part No.	Description	Application
9J3632	CYLINDER GP-TILT	988B, 988F, 988F II
9J5869	CYLINDER GP-STEERING	980C, 980F
9J6536	CYLINDER GP-STEERING	980C, 980F
9J8165	CYLINDER GP-STEERING	834B, 836, 988B, 988F, 988F II
9J8166	CYLINDER ASSEM.	834B, 836, 988B, 988F, 988F II
9T0143	CYLINDER GP-RIPPER TILT	D8N, D8R
9T0332	CYLINDER AS	D8N
9T0665	CYLINDER AS	416B, 416C, 416D, 424D, 426, 426B, 428, 428B, 428C, 438C
9T2472	CYLINDER GP-BLADE LIFT	12G, 130G, 140G, 160G
9T2482	CYLINDER AS	120G, 120H, 12G, 12H, 12H NA, 130G, 140G, 140H, 140H NA, 160G
9T2716	CYLINDER GP-RIPPER LIFT	D5H, D5H XL, D6H, D6H II, D6H XL, D6H XR, D6M, D6N, D6R, D6R II
9T3050	CYLINDER GP-ARTICULATION	16G, 16H, 16H NA
9T3206	CYLINDER GP-SIDESHIFT	14G, 14H, 14H NA, 16G, 16H, 16H NA
9T4009	CYLINDER AS	414E, 416B, 416C, 416D, 416E, 420D, 422E, 424D, 426, 426C, 428, 428B, 428C, 428D, 428E, 430D, 432D, 432E, 434E, 436C, 438C, 438D, 442D, 442E, 444E, 902, 904B, 904H, 906, 906H, 906H2, 907H, 907H2, 908H
9T5218	CYLINDER AS	428
9T5219	CYLINDER GP-BOOM	416, 428, 438
9T5729	CYLINDER GP-PIN COUPLER	143H, 163H NA, 904B, IT12, IT12B, IT14B, IT14F
9T8784	CYLINDER GP-ARTICULATION	12G, 12H, 12H ES, 12H NA, 12K, 130G, 140G, 140H, 140H ES, 140H NA, 140K, 140K 2, 143H, 160G, 160H, 160H ES, 160H NA, 163H NA
9T8944	CYLINDER GP-BLADE TIP	14H, 14H NA, 14M, 16G, 16H, 16H NA, 16M
9T8953	CYLINDER AS	D6H, D6H II, D6H XL, D6H XR

## HYDRAULIC CYLINDERS FOR BACKHOES & EXCAVATORS



Application	Type	Cylinder Gr. Part No.	Cylinder As. Part No.	Rod As. Part No.	Seal Kit Part No.
320/L, 325/L, 330/L, 350/L	BUCKET	7Y5100	4I1620	7Y5108	2580313
320B/C, 320C LN, 322C, 325C/C L, 345B/B L, 345B LC	BUCKET	2897901	1799765	2897902	2159986
320C	BOOM	2043614	1772574	1772575	2478998
320C	STICK	2043615	1772598	1772599	2590633
320C, 322B/C, 325C	BUCKET	1346987	1195448	1373700	1764935
320C/L/U	BUCKET	2043696	1772612	1772613	1540744
320L, 325B	STICK	7Y4650	4I1616	1038381	1997416
322/L, 320, 320L/N	BUCKET	1185931	4I8879	4I8880	2937500
322B/C, 325B, 330B, 345B	TILT	1913118	2897798	1913119	2481174
322C, 322C L, 325C/D, 325C L, 330C, 330C L, 385C	BUCKET	2478853	1884211	2478856	1915619
323D, 325D	STICK	2254575	2344509	2898000	2426840

Part numbers are used for reference purposes only.

Costex Tractor Parts Copyright © 2023. All rights reserved.



Application	Type	Cylinder Gr. Part No.	Cylinder As. Part No.	Rod As. Part No.	Seal Kit Part No.
325B L, 325B LN	STICK	1184000	1184001	1038381	1997416
325B, 330B	BOOM	1163578	3119508	7Y4660	1997416
325D L, 330D/L, 340F, 336/D/F/E/L/LN, 340D2, 568	STICK	3751722	3574704	3574713	5185137
330	BOOM	7Y4906	4I0723	7Y4914	2481168
330, 330L, 330LN	STICK	7Y4926	4I1524	1183945	2159990
330C	STICK	2897763	2897764	2898037	2316844
330D, 330D L, 336D L, 336D2, 336D2 L, 385C, 385C L	STICK	2898031	2898032	2898037	2316844
336E, 352F, 340D2	BUCKET	3579784	3579785	3579794	3338750
415F2, 416E, 416F2, 422E, 428E	BOOM	2107074	2764005	2143850	2959891
416, 416D	TILT	2063553	2063552	9T3948	2342593
416, 428	BOOM	9T5219	9T5218	4T7011	2465926
416/B/C/D, 426/B, 428/B/C, 436/B	LIFT	1070624	9T0665	9T0661	1052892
416/C/D, 420D, 424/D, 426C, 428C/D,432D,436/C	STEERING	1787190	1306882	1306883	1787189
416/E/F/F2, 420E/F/F2, 430/E/F/F2	STABILIZER	2912681	2912684	2912691	3975181
416/E/F/F2, 420F/F2/E, 422/E/F, 428F, 430/F/E/F2, 432/F/F2, 434/E/F2, 444/E/F/F2	SWING	3818054	3818085	2690386	3779352
416B	STABILIZER	1165354	1052365	1164369	2465929
416B, 426B, 436B	STABILIZER	1302365	1052325	1302367	2465929
416B, 426B, 436B	STABILIZER	1302364	1052365	1302367	2465929
416C	STICK	1692967	1692968	1342659	2310898
416C	BUCKET	6E1964	1054402	6E2109	1864327
416C, 426C, 436C	STABILIZER	1731927	1722349	1722354	2465928
416C, 428C	BUCKET	1268308	1268309	6E1502	1864327
416C/D	BOOM	6E0274	6E0273	6E1522	2418924
416C/D, 420D,424D, 426C, 428C, 430D, 436C	STEERING	1674265	1690444	1690445	2350352
416D, 420D	STICK	2359829	2060502	2359835	2297194
416D, 420D, 424D, 428D, 430D, 432D, 442D	SWING	2781971	2332629	2332631	2332622
416D, 420D, 430D	STABILIZER	2060520	2060519	1722354	2857486
416D, 420D, 430D	STABILIZER	2060522	2060521	1722354	3975181
416D, 424D	LIFT	2063549	2063548	9T0661	2342593
416D, 424D	BOOM	2063628	2063627	6E1522	2350972
416D,420D,428D,432D, 438D, 442D,	BOOM	2063630	2063629	1595848	2350973
416E, 422E, 428E, 432E, 434E	BUCKET	2107086	3364182	2132486	3651283
416E, 422E, 428E,432E, 434E	BUCKET	2107088	3364182	2132486	3387038
416F2/E/D, 420E/F2, 430E	STABILIZER	2627050	2627052	2332576	2332623
416F2/E/F	STICK	2107078	2143729	2286061	3809470
416F2/IT/F/E, 420/E/F/F2, 430/E/F/F2	STABILIZER	2912682	2912683	2912691	3975181
420D, 416D	STABILIZER	1807485	1833710	1722354	2857486
420D, 428D, 442D	STICK	1917725	1917727	1647176	3809484
420D/E, 430E	TILT	1923884	1923886	1842365	2617175
420E, 428E, 430E, 434E, 442E	SWING	2781971	2781972	2332631	2332622
420E/F, 434E	BOOM	2107076	2767537	2126708	2959893
422E, 428D, 432D, 438D, 442D	STABILIZER	1734565	1266951	1266953	2342595
422E, 428E, 432E, 434E/F, 442E, 444E	SWING	2795556	2795557	2690386	3779352
424D, 428C/D, 432D, 438C/D	SWING	1699530	2283507	1257894	3779352
424D, 428D,432D, 442D	STICK	2359831	2446869	2359835	2297194
430D	STICK	2058656	1837819	1837808	2456816

## HYDRAULIC OIL FILTERS

At CTP we understand that hydraulic filters are a critical component of the hydraulic system. It is essential that they provide the right filtration in order to keep the system clean and ensure its efficiency. Our range of hydraulic filters are designed to provide the best protection for your hydraulic system. They prevent unwanted debris from clogging your system which can cause expensive damage and downtime. With a wide range of products, we can help you find the right filter for your application.



### STANDARD EFFICIENCY OIL FILTERS

Part No.	Filter Rating Efficiency	Description	Application
0541719	STANDARD EFFICIENCY	ELEMENT	AP-1000, AP-1000B, AP-1050, AP-1055B, AP-1055D, AP-600D, AP-650B, AP-655C, AP-655D, AP-800C, AP-800D, AP-900B, AP1000E, AP1055E, AP555E, BG-225B, BG-225C, BG-2455C, BG-2455D, BG-245C, BG-260D, BG1000E
0935369	STANDARD EFFICIENCY	FILTER ELEMENT-OIL	307, 307B, E70, E70B
0944412	STANDARD EFFICIENCY	FILTER ELEMENT-OIL	320 L, 320B U, 320N, 322, 322 FM L, 325, 325 L, 325 LN, 330, 330 FM L, 350, 375, 375 L, 5080, E180, E200B, E240, E240C, E300, E300B, E450, E650, EL240B
1194740	STANDARD EFFICIENCY	FILTER-OIL	414E, 416, 416B, 416C, 416D, 416E, 416F, 420D, 420E, 420F, 422E, 422F, 424B, 424B HD, 424D, 426, 426B, 426C, 428, 428B, 428C, 428D, 428E, 428F, 430D, 430E, 430F, 432D, 432E, 432F, 434E, 434F, 436C
1446691	STANDARD EFFICIENCY	FILTER-OIL	515, 518C, 525, 525D, 528B, 530B, 535D, 545D, 725, 730, 735, 740, 924K, 930K, 938K, AP-1000, AP-1000B, AP-1050, AP-1055B, AP-650B, AP-800, AP-800C, AP-800D, AP-900B, BG-225B, BG-225C, BG-2455C, BG-245
1850337	STANDARD EFFICIENCY	FILTER-OIL	24H, 350, 365B, 365B II, 365B L, 365C, 365C L, 365C L MH, 374D L, 374F L, 385B, 385C, 385C FS, 385C L, 385C L MH, 390D, 390D L, 390F L, 5090B
2775812	STANDARD EFFICIENCY	FILTER ELEMENT AS-OIL	793D
3047195	STANDARD EFFICIENCY	FILTER ELEMENT AS-OIL	304C CR, 305.5D, 305.5E, 305C CR, 305D CR, 305E, 307E, 308E, 308E CR, 308E SR
3617480	STANDARD EFFICIENCY	FILTER ELEMENT AS-OIL	305.5E, 306E, 308E2 CR, 416E, 416F, 420F, 422F, 428F, 430F, 432F, 434F, 444F, 450E, 450F
1R0719	STANDARD EFFICIENCY	FILTER ELEMENT AS-OIL	120G, 120H, 12G, 12H, 12H ES, 12H NA, 130G, 140G, 140H, 140H ES, 140H NA, 143H, 14H, 14H NA, 160G, 160H, 160H ES, 160H NA, 163H NA, 16H, 16H NA, 517, 527, 528B, 530B, 561M, 589, 611, 613C, 613C II
1R0729	STANDARD EFFICIENCY	ELEMENT A-HYD	
1R0732	STANDARD EFFICIENCY	FILTER ELEMENT AS-OIL	589, 611, 615C, 621E, 621F, 621G, 623E, 623F, 623G, 627E, 627F, 627G, 631E, 631G, 633E II, 637E, 637G, 797, 797B, 834B, 836, 988F, 988F II, 988H, 992D
1R0735	STANDARD EFFICIENCY	FILTER ELEMENT AS-OIL	515, 5230, 525, 525B, 527, 535B, 545, 578, 583R, 910E, D10N, D6H, D6H XL, D6H XR, D6M, D6N, D6R, D6R II, D8N, D8R, D8R II, D9R, IT12B
1R0741	STANDARD EFFICIENCY	FILTER ELEMENT AS-OIL	24H, 572R, 572R II, 613C II, 651E, 657E, 725, 730, 769C, 769D, 771C, 771D, 773B, 773D, 775B, 775D, 776C, 776D, 777, 777B, 777D, 777F, 784B, 784C, 785B, 785C, 785D, 789, 789B, 789C, 789D, 793, 793B
1R0746	STANDARD EFFICIENCY	ELEMENT A-HYD	D5B, D6D, D7G
1R0792	STANDARD EFFICIENCY	FILTER ELEMENT AS-OIL	1090, 1190, 1190T, 1290T, 1390, 2290, 2390, 2391, 2491, 2590, 511, 521, 522, 532, 541, 541 2, 551, 552, 552 2, TK711, TK721, TK722, TK732, TK741, TK751, TK752
4I3948	STANDARD EFFICIENCY	FILTER-OIL	320 L, 320B, 322B L, 322B LN, 325, 325 L, 325 LN, 330, 330B L, 345B, 345B II, 345B L, 539, 777D, 950G, 950G II, 962G, 962G II, 966G, 966G II, 972G, 972G II



STANDARD EFFICIENCY OIL FILTERS (CONT.)

Part No.	Filter Rating Efficiency	Description	Application
6E6408	STANDARD EFFICIENCY	FILTER-OIL	65C, 65E, 75C, 75D, 75E, 85C, 85D, 85E, 95E, 980H, D7E, D7E LGP
7J0670	STANDARD EFFICIENCY	ELEMENT	225, 227, 229, 235, 245, 245B, 589, 615, 621, 621B, 621E, 621F, 623, 623B, 627B, 627E, 631C, 631E, 633D, 637D, 777, 834B, 988B, 992, 992C, 992D, D10, D10N, D11N, D11R, D8L, D9L, TK1051
9T9054	STANDARD EFFICIENCY	ELEMENT-FILTER	515, 525, 950B, 950F, 950F II, 960F, IT12B, IT14B, R1300, R1300G, RT100
RE172178	STANDARD EFFICIENCY	FILTER-OIL	1054, 1204, 1354, 1404, 6403, 6603, 904

Always consult your maintenance manual of your machine to find the appropriate filter and installation instructions.



STANDARD EFFICIENCY OIL FILTERS FOR KOMATSU®

Part No.	Filter Rating Efficiency	Description	Application
07063-01100	STANDARD EFFICIENCY	ELEMENT-FILTER	KOMATSU®; CL60, D135A, D150A, D155A, D155AX, D275A, D275AX, D60P, D65E, D65EX, D65P, D65PX
07063-01210	STANDARD EFFICIENCY	ELEMENT-FILTER	KOMATSU®; 330M, BR200, BR200J, BR200R, BR200S, BR300J, BR300S, BR310JG, D475A, D575A, GD705A, HD1200, HD325, HD405, HD465, HD605, KOMATSU®; HD785, HD985, WA1200
569-43-83920	STANDARD EFFICIENCY	ELEMENT-FILTER	KOMATSU®; HD325, HD405, HD465, HD605, HD785, HM250, HM300, HM350, HM400



ADVANCED EFFICIENCY OIL FILTERS

Part No.	Filter Rating Efficiency	Description	Application
1081153	ADVANCED EFFICIENCY	FILTER-OIL	416B, 416C, 416D, 420D, 424D, 426B, 426C, 428D, 432D, 436C, 438C, 438D, 442D, 446B, 45, 55, 621F, 621G, 627F, 627G, 631E, 631G, 633E II, 637E, 637G, 651E, 657G, 65C, 65E, 75C, 75D, 75E, 793B, 793C
1303212	ADVANCED EFFICIENCY	FILTER-OIL	69D, 725C, 730C, 735B, 740B, 769D, 771D, 773D, 773E, 775D, 775E, AD30, AD45B, AD55, AD55B, AD60, D11T, RM-350B, SM-350
1343014	ADVANCED EFFICIENCY	FILTER-OIL	416B, 416C, 416D, 420D, 420E, 426C, 428D, 430D, 430E, 432E, 434E, 436C, 442E, 444E, 446B, 446D, 65C, 65E, 75C, 75D, 75E, 793B, 793C, 85C, 85D, 85E, 95E, C9, CX31-C9I, D6G2 LGP, D6G2 XL, TH103, TH31-E6
0937521	ADVANCED EFFICIENCY	FILTER-OIL	1090, 1190, 1190T, 1290T, 1390, 2290, 2390, 2391, 2491, 2590, 311B, 311C, 311D LRR, 311F LRR, 312B L, 312C, 312C L, 312D, 312D L, 312D2, 312D2 GC, 312D2 L, 312E, 312E L, 313D, 313D2, 313D2 LGP, 314C
1526902	ADVANCED EFFICIENCY	FILTER-OIL	2384C, 2470C, 2484C, 2570C, 2670C, 2864C, 35, 45, 525B, 525C, 535B, 535C, 545, 545C, 55, 553C, 559C, 563C, 573C, 579C, 586C
1799806	ADVANCED EFFICIENCY	FILTER ELEMENT AS-OIL	2384C, 2484C, 311C, 311D LRR, 311F LRR, 312C, 312C L, 314C, 314D CR, 314D LCR, 314E CR, 314E LCR, 315C, 318B, 318C, 319C, 320B, 320C, 320C FM, 320C L, 320D, 320D FM, 320D FM RR, 320D GC, 320D L, 320D
1843931	ADVANCED EFFICIENCY	FILTER-OIL	320B, 322B L, 322B LN, 325B, 325B L, 330B L, 345B, 345B II, 345B II MH, 345B L, M325B, TK1051, W330B, W345B II
2492337	ADVANCED EFFICIENCY	FILTER ELEMENT AS-OIL	587R, 587T, 657G, 793D, D10T, D11T, D9R, PL87
3283655	ADVANCED EFFICIENCY	FILTER ELEMENT AS-OIL	120H, 120K, 120K 2, 120M, 120M 2, 12H, 12K, 12M, 12M 2, 12M 3, 12M 3 AWD, 135H, 140H, 140K, 140K 2, 140M, 140M 2, 140M 3, 140M 3 AWD, 143H, 14M, 160H, 160K, 160M, 160M 2, 160M 3, 160M 3 AWD, 163H, 16M
3416643	ADVANCED EFFICIENCY	FILTER ELEMENT AS-OIL	2470C, 24M, 2570C, 2670C, 525C, 535C, 545C, 553C, 563C, 573C, 584, 773D, 773E, 924G, 924H, 924HZ, 928H, 928HZ, 930G, 938G II, 938H, 950H, 962H, IT28G, IT38G II, IT38H, IT62H
3434465	ADVANCED EFFICIENCY	FILTER ELEMENT AS-OIL	583T, 651E, 657E, 657G, 777D, 777F, 785C, 785D, 789C, 789D, 793F AC, 795F XQ, 824H, 825H, 826H, 844H, 854K, 990H, 992K, 993K, 994F, 994H, D11T, D8R, D8T
1G8878	ADVANCED EFFICIENCY	FILTER-OIL	120M, 120M 2, 12M, 12M 2, 140M, 140M 2, 143H, 14M, 160M, 160M 2, 163H NA, 16M, 216, 216B, 216B3, 226B, 226B3, 228, 232B, 236, 236B, 236B3, 242B, 242B3, 246C, 247, 2470C, 247B, 247B3, 248, 24M, 252B
1R0722	ADVANCED EFFICIENCY	FILTER ELEMENT AS-OIL	120H, 120H ES, 120H NA, 12H, 12H ES, 12H NA, 135H, 135H NA, 140H, 140H ES, 140H NA, 143H, 14H NA, 160H, 160H ES, 160H NA, 163H NA, 16H NA, 24H, 5110B, 5130, 5130B, 515, 5230, 525, 525B, 535B, 545, 583

ADVANCED EFFICIENCY OIL FILTERS (CONT.)

Part No.	Filter Rating Efficiency	Description	Application
1R0773	ADVANCED EFFICIENCY	FILTER ELEMENT AS-OIL	120G, 120H, 120H ES, 120H NA, 12G, 12H, 12H ES, 12H NA, 135H, 135H NA, 140G, 140H, 140H ES, 140H NA, 143H, 160H, 160H ES, 160H NA, 163H NA, 613G, 621E, 621F, 621G, 623E, 623F, 623G, 627E, 627F, 627G
1R0774	ADVANCED EFFICIENCY	FILTER ELEMENT AS-OIL	120H, 120H NA, 120K, 120K 2, 12H, 12H ES, 12H NA, 12K, 135H, 135H NA, 140H, 140H ES, 140H NA, 140K, 140K 2, 143H, 14H, 14H NA, 160H, 160H ES, 160H NA, 160K, 163H, 163H NA, 16H, 16H NA, 5130B, 5230B
1R0777	ADVANCED EFFICIENCY	FILTER ELEMENT AS-OIL	561N, 572R II, CX35-P800, D10R, D11T, D5N, D5R LGP, D6N, D6N LGP, D6R, D6R III, D6R STD, D6T, D6T LGP, D6T LGPPAT, D6T XL, D7E, D7E LGP, D7R II, D7R XR, D8R, D8R II, D8T, D9R, TH31-E61
1R0778	ADVANCED EFFICIENCY	FILTER ELEMENT AS-OIL	776D, 777D, 777F, 777G, 784C, 785C, 785D, 789C, 793C, 793D, 797, 797B, D7G, D7G2, D8R II, D8T
4T6788	ADVANCED EFFICIENCY	FILTER-OIL	350, 365B, 365B II, 365B L, 365C, 365C L, 365C L MH, 374D L, 374F L, 375, 375 L, 385B, 385C, 385C FS, 385C L, 385C L MH, 390D, 390D L, 390F L, 5080, 5090B, 572R, 572R II, 69D, 769D, 771D, 773D, 773E
5I8670	ADVANCED EFFICIENCY	FILTER-OIL	1090, 1190, 1190T, 1290T, 2290, 2390, 2391, 2491, 2590, 307, 307B, 307C, 307D, 308C, 308D, 308E, 308E CR, 308E SR, 311, 311B, 311C, 311D LRR, 311F LRR, 312, 312B, 312B L, 312C, 312C L, 312D, 312D L
9T0973	ADVANCED EFFICIENCY	FILTER-OIL	416B, 416C, 426B, 426C, 428B, 428C, 436B, 436C, 438B, 621F, 621G, 627F, 627G, 631E, 631G, 633E II, 637E, 637G, 65, 651E, 657G, 65C, 65E, 70C, 75, 75C, 75D, 75E, 85C, 85D, 85E, 95E, AD30, AD45B, AD55
9T6636	ADVANCED EFFICIENCY	FILTER-OIL	D6H
9T8578	ADVANCED EFFICIENCY	FILTER-OIL	301.5, 302.5, 533, 543, 770, 770G, 772, 772G, 773F, 775F, 777F, 777G, 824C, 950H, 962H, 966H, 972H, 980C, D5R LGP, D6H, D6H XL, D6N, D6N LGP, D8N, HA770, HA771, HA870, HA871, IT62H, TK370
9U6984	ADVANCED EFFICIENCY	FILTER-OIL	RM-300, RM-500



ULTRA HIGH EFFICIENCY OIL FILTERS

Part No.	Filter Rating Efficiency	Description	Application
1022828	ULTRA HIGH EFFICIENCY	FILTER-OIL	120M 2, 12M 2, 140M 2, 160M 2, 515, 525, 525B, 535B, 545, 583T, 587R, 587T, 773D, 773E, 793C, 797, 797B, 834H, 836H, 854K, 953D, 963D, 973D, 980G, 980G II, 988H, 992K, AD30, CX28, D6K, D6K LGP, D6K XL
1046931	ULTRA HIGH EFFICIENCY	FILTER ELEMENT AS-OIL	527, 561N, 572R II, 578, CX35-P800, D10N, D10R, D10T, D5N, D5R LGP, D6M, D6N, D6N LGP, D6R, D6R II, D6R III, D6R STD, D6T, D6T LGP, D6T LGPPAT, D6T XL, D7R II, D8N, D8R, D8R II, D8T, D9R
1261813	ULTRA HIGH EFFICIENCY	FILTER-OIL	1090, 1190, 1190T, 1290T, 1390, 2290, 2390, 2391, 2491, 2590, 312C, 312D, 315C, 315D L, 318C, 319C, 319D, 320C, 320C L, 320D, 320E L, 322C, 322C FM, 323D L, 323D LN, 324D, 324D FM, 324D FM LL, 324D L
1261814	ULTRA HIGH EFFICIENCY	FILTER-OIL	24H, 350, 365B, 365B II, 365C, 365C L, 365C L MH, 374D L, 374F L, 375 L, 385B, 385C, 385C FS, 385C L, 385C L MH, 390D, 390D L, 390F L, 5080, 5090B, 5110B, 5130, 5130B, 5230, 533, 543, 621G, 623G, 627G
1261815	ULTRA HIGH EFFICIENCY	FILTER-OIL	CX28, D10T2, D11T, D5N, D6N, M325B
1261817	ULTRA HIGH EFFICIENCY	FILTER-OIL	414E, 416C, 416D, 416E, 420D, 420E, 422E, 424B, 424B HD, 424D, 426C, 428C, 428D, 428E, 430D, 430E, 432D, 432E, 434E, 436C, 438C, 438D, 442D, 442E, 444E, 446B, 446D, 834G, 834H, 834K, 836G, 836H, 836K
1261818	ULTRA HIGH EFFICIENCY	FILTER-OIL	770G, 772G, 773G, 773G LRC, 775G, 775G LRC, 777G, 924G, 924GZ, 924H, 924HZ, 928G, 928H, 928HZ, 930G, 950 GC, 950H, 962H, 966H, 972H, 980G, 980G II, 980H, 986H
1262081	ULTRA HIGH EFFICIENCY	FILTER ELEMENT AS-OIL	311B, 311C, 312B L, 312C, 312C L, 314C, 315B L, 315C, 317B LN, 318B, 318C, 320B, 320B L, 320C, 320C FM, 321C, 322B L, 322B LN, 322C, 322C FM, 325B, 325B L, 325C, 325C FM, 330B, 330B L, 330C, 330C FM
1328875	ULTRA HIGH EFFICIENCY	FILTER ELEMENT AS-OIL	120G, 120H, 120H ES, 120H NA, 12G, 12H, 12H ES, 12H NA, 130G, 135H, 135H NA, 140G, 140H, 140H ES, 140H NA, 143H, 14H NA, 160G, 160H, 160H ES, 160H NA, 163H, 163H NA, 16G, 16H, 517, 527, 561M, 589

Part numbers are used for reference purposes only.

Costex Tractor Parts Copyright © 2023. All rights reserved.

ULTRA HIGH EFFICIENCY OIL FILTERS (CONT.)

Part No.	Filter Rating Efficiency	Description	Application
1328876	ULTRA HIGH EFFICIENCY	FILTER ELEMENT AS-OIL	24H, 561M, 572R, 572R II, 578, 583R, 583T, 587R, 587T, 613C II, 725, 725C, 730, 730C, 735, 735B, 740, 740B, 769C, 769D, 771C, 771D, 773B, 773D, 775B, 775D, 776C, 776D, 777, 777D, 777F, 777G, 784B
1391536	ULTRA HIGH EFFICIENCY	FILTER ELEMENT AS-OIL	5110B, 5130, 5130B, 5230B, 583T, 725, 725C, 730, 735, 789B, 789C, 789D, 793B, 793C, 953C, 963C, 973C, C9, D7H, D9R, PL83, TH31-E61, TH35-C111, TH35-C131, TH35-C13T, TH35-C151, TH35-C15T, TH35-E81
1391537	ULTRA HIGH EFFICIENCY	FILTER ELEMENT AS-OIL	5230B, 527, 578, 583R, 621K, 623K, 623K LRC, 627K, 627K LRC, 725, 730, 735, 950K, 962K, 966K, 972K, 980K, 993K, C9, CX35-P800, D10N, D10R, D10T, D10T2, D11T, D5N, D5R LGP, D6M, D6N, D6N LGP
1440832	ULTRA HIGH EFFICIENCY	FILTER-OIL	769D, 770, 770G, 771D, 772, 772G, 773D, 773E, 773F, 775D, 775E, 775F, 776D, 777D, 777F, 777G, 824C, 854G, 938H, 950H, 962H, 966H, 972H, 980C, D5R LGP, D6N, D6N LGP, D8N, IT38H, IT62H, MH3037
1672009	ULTRA HIGH EFFICIENCY	FILTER ELEMENT AS-OIL	797, 797B, 797F, 834G, 834H, 836G, 836H, 854G, 988G, 988H, D11R
2075035	ULTRA HIGH EFFICIENCY	FILTER ELEMENT AS-OIL	450E, 533, 543, 854K, 992K, HA770, HA771, HA870, HA871, TK370, TK371, TK380, TK381
3321871	ULTRA HIGH EFFICIENCY	FILTER-OIL	777G, 785D, 793D, D6T, D6T LGP, D6T LGPPAT, D6T XL, D8R II
3383540	ULTRA HIGH EFFICIENCY	FILTER ELEMENT AS-OIL	120M, 120M 2, 12M, 12M 2, 12M 3, 12M 3 AWD, 140M, 140M 2, 140M 3, 140M 3 AWD, 14M, 160M, 160M 2, 160M 3, 160M 3 AWD, 16M, 24M
3621163	ULTRA HIGH EFFICIENCY	FILTER ELEMENT AS-OIL	305.5E, 306E, 308E2 CR, 416E, 416F, 420F, 422F, 428F, 430F, 432F, 434F, 444F, 450E, 450F
4656505	ULTRA HIGH EFFICIENCY	FILTER-OIL	
4656506	ULTRA HIGH EFFICIENCY	FILTER-OIL	730C
1R0728	ULTRA HIGH EFFICIENCY	FILTER ELEMENT AS-OIL	D5E, D6D, D6E SR
1R1809	ULTRA HIGH EFFICIENCY	FILTER ELEMENT AS-OIL	120H, 120M, 12H, 12M, 135H, 140H, 140M, 14M, 160H, 160M, 16M, 24M, 572R II, 583T, 587R, 587T, 773F, 775F, 777F, 785D, 966H, 972H, 980H, D10T, D6N, D6R III, D6T, D7R II, D8T, D9T, SPF343C, TH48-E70



FIRE RESISTANT OIL FILTERS

Part No.	Filter Rating Efficiency	Description	Application
1560214	FIRE RESISTANT	FILTER-OIL	120M 2, 12M 2, 140M 2, 160M 2, 583T, 584, 587R, 587T, 773D, 773E, 777G, 785D, 793D, 953D, 963D, 973D, 980G II, D6K, D6K LGP, D6K XL, D6N, D6T, D6T LGP, D6T LGPPAT, D6T XL, D8R II, D8T, PL61, R1700G
4T3131	FIRE RESISTANT	ELEMENT	120G, 120H, 120H ES, 120H NA, 12G, 12H, 12H ES, 12H NA, 130G, 135H NA, 140G, 140H, 140H ES, 140H NA, 143H, 14G, 14H NA, 160G, 160H, 160H ES, 160H NA, 163H NA, 16G, 517, 527, 528, 561D, 589, 611, 613C
4T3132	FIRE RESISTANT	FILTER ELEMENT AS-OIL	24H, 572R II, 578, 583R, 583T, 587R, 587T, 613C II, 769C, 769D, 771C, 771D, 773B, 773D, 775B, 775D, 776C, 776D, 777, 777D, 777F, 784B, 784C, 785B, 785C, 785D, 789, 789B, 789C, 789D, 793B, 793C, 930R
4T3133	FIRE RESISTANT	FILTER ELEMENT AS-OIL	611, 615C, 621E, 621F, 621G, 623E, 623F, 623G, 627E, 627F, 627G, 834B, 988B, 992D
4T3134	FIRE RESISTANT	FILTER ELEMENT AS-OIL	5110B, 5130, 5130B, 5230B, 583T, 789B, 793B, 793C, 844, 844H, 844K, 928F, 950F II, 953C, 960F, 963C, 966D, 966F, 966F II, 970F, 973, 973C, 980C, 980F, 980F II, 980G, 990, 990 II, 990H, 990K, D7H, D9R

DUMP PUMPS



MHG/MHC101

- 3 Piece cast iron construction
- High pressure shaft seals
- Direct acting relief c/w load check
- Pressure balance thrust plates
- Heavy-duty roller bearing
- Two or three line hook-up
- Either shaft rotation
- Optional air shift control
- Factory set relief pressure @ 2000 PSI
- Extended studs for support bracket
- Optional mounting bracket
- Dowelled for higher pressure

MHG/MHC102

- 3 Piece cast iron construction
- High pressure shaft seals
- Direct acting relief c/w load check
- Pressure balance thrust plates
- Heavy-duty roller bearing
- Two or three line hook-up
- Factory set rotation
- Optional air shift control
- Factory set relief pressure @ 2000 PSI
- Dowelled for higher pressure

Model Codes in Stock:
MH101C20
MH102C20L
MH102C20R
MH101C25
MH102C25L
MH102C25R

Available upon Request
MH101G1.5
MH102G1.5L
MH102G1.5R
MH101G2
MH102G2L
MH102G2R

HYDRAULIC STEERING CONTROL UNITS

The hydraulic steering control units play an important role in the operator's comfort. At CTP we ensure our steering units deliver perfect control in all kinds of driving conditions.

Some of the advantages of the hydraulic steering control units are:

- ✓ Minimize steering cost by reducing the steering linkage.
- ✓ Provide better comfort to the operator because there is no load reaction on the steering wheel.
- ✓ Offer continuous operation with low input torque.
- ✓ Provide a wide selection of control circuits and meter sizes.

Part No.	Machine Model
1198748	120G, 130G, 926, 950B
2223769	140K, 120H, 160H
1198757	14G, 14G
1198760	14G, 14G
1198752	16G
1186796	416B, 426B, 436
1630059	416C, 420D, 426
1232374	416C, 426C, 436
2477868	416E, 420E, 430E

MH101 / MH102 - ORDERING CODES			
Dump Pump (Model Codes)	MH	1	0
Optional A Mounting	1	Remote Mount	
Optional B Flow Range	C	High Flow	
Optional C Flow Rate	G	Lower Flow	
Optional D Flow Range	L	Left Hand	MHC ONLY
	R	Right Hand	MHC ONLY
			<b>PART#</b>
	Air shift Kit Available		<b>MC3504DM (MHC)</b> <b>MC3508DM (MHG)</b>
	Mounting Bracket for MHC101 Available		<b>A11-96-399999</b>
Sleeve for three line operation			Included with all pumps



Part No.	Machine Model
1427539	426C, 438C
1427549	426C, 436C, 426
1247800	621F, 621S, 623
1198767	814B-F, 815B-F
1198763	836, 988B, 988F
1198749	910, G910, IT12
1198758	926, 936, G926
1198474	928F, 928G, IT2
6C0570	936F, 950F, 966
2304175	938F, 938G, 938, 3126B
1198747	988B, 992C, 988
2741512	CP-533E, CS-533E
1285532	D20D, D250E, D3
1285532	D20D, D250E, D3



# FLANGES



## SPLIT FLANGE HALF CODE 61

Part No.	Split Flange 1/2
1P4574	1/2
1P4576	3/4
1P4577	1"
1P4578	1-1/4
1P4579	1-1/2
1P4582	2"
1P4585	4"
6V0397	Metric Bolts
6V0400	Metric Bolts
8C3205	Metric Bolts
8C3206	Metric Bolts

## SPLIT FLANGE HALF CODE 62

Part No.	Split Flange 1/2
1244287	3/4
1244288	1
2T3001	1-1/4
2T3000	1-1/2
1244289	2

## THICK FLANGE HALF

Part No.	Split Flange 1/2
1P5765	3/4
1P5766	1
1P5767	1-1/4
5P8077	1-1/2

# EXCAVATOR COUPLINGS

(HYDRAULIC SYSTEM)



Elements also available separately CTP30H-E, CTP50H-E, CTP110H-E, CTP140H-E, CTP160H-E

Part No.	F/ Coupling Specifications				Engine Sp. ecs.
	Torque (kg-m)		Max. Speed (RPM)	Allowable Temp (°C)	Power (Hp)
	NOR	PEAK			
CTP30H	40	80	4000	-40°~120°	70~90
CTP50H	80	160	4000	-40°~120°	90~150
CTP110H	110	220	3600	-40°~120°	100~170
CTP140H	160	320	3600	-40°~120°	170~190
CTP160H	160	320	3600	-40°~120°	170~190

Part No.	Description	Machine Model
0990149**	Coupling (50A)	312

\*\* CENTAFLEX MATERIAL

# 100R1 SINGLE WIRE BRAID



Sold by the inch - 600" minimum order.

Type	Hose Size ID		Max. Working Pressure		Min. Bend Radius	
	in.	mm.	psi	MPa	in.	mm
100R1-03	3/16	05	3625	25.0	3.5	89
100R1-04	1/4	06	3270	22.5	4.0	102
100R1-05	5/16	08	3120	21.5	4.5	114
100R1-06	3/8	10	2615	18.0	5.0	127
100R1-08	1/2	12	2320	16.0	7.0	178
100R1-10	5/8	16	1890	13.0	8.0	203
100R1-12	3/4	19	1530	10.5	9.5	241
100R1-16	1	25	1280	8.8	12.0	305
100R1-20	1 1/4	31	920	6.3	16.5	419
100R1-24	1 1/2	38	730	5.0	20.0	508
100R1-32	2	51	580	4.0	25.0	635

# HYDRAULIC HOSES

Temperature ranges between -40° and 212° F

Picture	Hose	Wire Type	Applications	Size range (in)	Pressure (PSI)
	100R1	Single Wire Braid	For use in medium pressure hydraulic applications including machine, tool and agricultural applications using petroleum or water based hydraulic fluids.	1/4 in - 2 in	3000 - 580
	100R2	Double Wire Braid	For medium pressure hydraulic oil lines used in mobile, machine tool and agricultural applications where higher temperature petroleum or water based hydraulic fluids are a factor	1/4 in - 2 in	5000 - 1200
	100R4	Textile with Helical	For low pressure, high temperature return line or suction line for petroleum, oils and water based hydraulic fluids. Vacuum rating 25 in Hg.	3/4 in - 4 in	300 - 35
	100R5	One Wire Braid with Textile Cover	Low and medium pressure lines, power steering, brake lines, turbo oil lines, tilt cab cylinders, transmission coolant and filtration lines. Compatible with petroleum based hydraulic fluids, air, water, gasoline and Diesel fuel, lubricating oil and coolants.	1/4 in - 1 in	3000 - 1500
	100R12	4 Wire Braid	High pressure applications subject to surges or flexing such as oil and gas, construction equipment, mining and the high performance industrial market.	3/8 in - 1-1/2 in	4000 All sizes
	100R13	4 Layer Spiral	For very high pressure applications and high impulse hydraulic oil, vegetable oil, poly glycol oil. For construction equipment, mining and the high-performance industrial market.	3/4 in - 1-1/2 in	600 - 4500
	100R15	6 Layer Spiral	Designed to handle sever high pressure hydraulic oils and mineral oils. Perfect for applications where pressure spikes or constant hydrostatic loads are present.	3/4 in - 2 in	6000 - 3600

# 100R1 HOSE ASSEMBLY

Part No.	Hose	Part No.	Hose
1167734	100R1-4	1946590	100R1-6
2001196	100R1-4	1972679	100R1-6
3N4411	100R1-4	1995278	100R1-6
3N4579	100R1-4	2337186	100R1-6
3N4622	100R1-4	2352470	100R1-6
3N4792	100R1-4	2W4332	100R1-6
3N7229	100R1-4	3N7155	100R1-6
3N7241	100R1-4	3P6151	100R1-6
3N8098	100R1-4	5C6136	100R1-6
3P6048	100R1-4	5N2368	100R1-6
3P7838	100R1-4	6N3876	100R1-6
5D5886	100R1-4	6N3877	100R1-6
6N3879	100R1-4	6N3878	100R1-6
6N4379	100R1-4	6N4376	100R1-6
6N8659	100R1-4	6P5159	100R1-6
7G7105	100R1-4	6P5353	100R1-6
8N1702	100R1-4	7N2638	100R1-6
8V0295	100R1-4	7N3761	100R1-6
9F2638	100R1-4	9L6958	100R1-6
9R6776	100R1-4	1099771	100R1-8
1129434	100R1-6	1272248	100R1-8
1406033	100R1-6	2V8571	100R1-8
1521034	100R1-6	8N1186	100R1-8
1521035	100R1-6	8P7378	100R1-8
1583820	100R1-6	9G2653	100R1-8
1660357	100R1-6	1234079	100R1-10
1728827	100R1-6	2699761	100R1-10

Part numbers are used for reference purposes only.

Part No.	Hose	Part No.	Hose
1028391	100R1-12	1N3133	100R1-16
1188062	100R1-12	2G4741	100R1-16
1260196	100R1-12	3P5934	100R1-16
1662791	100R1-12	3W2470	100R1-16
3N4868	100R1-12	6T2787	100R1-16
3N6504	100R1-12	6Y4049	100R1-16
3P2783	100R1-12	8W4961	100R1-16
3W8560	100R1-12	1328315	100R1-20
6Y4056	100R1-12	1504342	100R1-20
6Y4059	100R1-12	6Y4065	100R1-20
7T7665	100R1-12	6Y4067	100R1-20
8N0855	100R1-12	1020427	100R1-24
9C2399	100R1-12	1255364	100R1-24
9W6261	100R1-12	1357911	100R1-24
1250712	100R1-16	1360511	100R1-24
1440119	100R1-16	1360514	100R1-24
1482104	100R1-16	2108159	100R1-24
1746127	100R1-16	8E1290	100R1-24
2031022	100R1-16	8X2799	100R1-24
2031023	100R1-16	9W3702	100R1-24
2065939	100R1-16	8W4910	100R1-32

# 100R2 DOUBLE WIRE BRAID



Sold by the inch - 600" minimum order.

Type	Hose Size ID		Max. Working Pressure		Min. Bend Radius	
	in.	DIN Dash Size	psi	MPa	in.	mm
100R2-03	3/16	5	6200	41.5	3.5	89
100R2-04	1/4	6	5800	40	4	102
100R2-06	3/8	10	4800	33.1	5	127
100R2-08	1/2	12	4000	27.6	7	178
100R2-10	5/8	16	3630	25	8	203
100R2-12	3/4	19	3120	21.5	9.5	241
100R2-16	1	25	2400	16.5	12	305
100R2-20	1 1/4	31	1820	12.5	16.5	419
100R2-24	1 1/2	38	1310	9	20	508
100R2-32	2	51	1160	8	25	635

# 100R2 HOSE ASSEMBLY

Part No.	Hose	Part No.	Hose	Part No.	Hose
907055	100R2-4	1367840	100R2-6	1469036	100R2-8
308172	100R2-4	1469040	100R2-6	7K2839	100R2-8
1010826	100R2-6	9R9005	100R2-6	1360513	100R2-20

Costex Tractor Parts Copyright © 2023. All rights reserved.



## 100R4 TEXTILE WITH HELICAL



Sold by the inch - 600" minimum order.

Type	Hose Size ID		Max. Working Pressure		Min. Bend Radius	
	in.	mm.	psi	MPa	in.	mm
100R4-12	3/4	19	300	2.1	2.5	64
100R4-16	1	25.4	250	1.7	3	76
100R4-20	1 1/4	31.8	200	1.4	4	102
100R4-24	1 1/2	38.1	150	1	5	127
100R4-32	2	50.8	100	0.7	6	152
100R4-40	2 1/2	63.5	62	0.4	7	188
100R4-48	3	76.2	58	0.4	9	229
100R4-64	4	101.6	35	0.2	12	305

## 100R4 HOSE ASSEMBLY

Part No.	Hose	Part No.	Hose
1158440	100R4-16	3P6141	100R4-32
1373360	100R4-16	3P7170	100R4-32
6Y2549	100R4-16	6P0685	100R4-32
3P5931	100R4-20	7D4086	100R4-32
6Y4063	100R4-24		
1249318	100R4-32		
2G4479	100R4-32		

## 100R5 ONE WIRE BRAID WITH TEXTILE COVER



Sold by the inch - 600" minimum order.

Type	Hose Size ID		Max. Working Pressure		Min. Bend Radius	
	in.	mm.	psi	MPa	in.	mm
100R5-04	3/16	4.8	3000	20.7	3	76
100R5-05	1/4	6.4	3000	20.7	3.4	86
100R5-06	5/16	7.9	2250	15.5	4	102
100R5-08	1 3/32	10.3	2000	13.8	4.6	117
100R5-10	1/2	12.7	1750	12.1	5.5	140
100R5-12	5/8	15.9	1500	10.3	6.5	165
100R5-16	7/8	22.2	800	5.5	7.4	187
100R5-20	1 1/8	28.6	625	4.3	9	229
100R5-24	1 3/8	35	500	3.4	10.5	267
100R5-32	1 13/16	46	350	2.4	13.3	337

## 100R5 HOSE ASSEMBLY

Part No.	Hose	Part No.	Hose
3L2207	100R5-4	8K6633	100R5-6
5V1843	100R5-4	8N7140	100R5-6
8W2664	100R5-4	9L5158	100R5-6
9L5098	100R5-4	9N1849	100R5-6
9N3040	100R5-4	9N3041	100R5-6
9Y1116	100R5-4	1180284	100R5-8
1V8365	100R5-5	1274976	100R5-8
2G2477	100R5-5	2002293	100R5-8
3D6931	100R5-5	3D6395	100R5-8
3D8938	100R5-5	4J8743	100R5-8
3D8942	100R5-5	4N4935	100R5-8
3V0037	100R5-5	4N5396	100R5-8
4S7528	100R5-5	6N9255	100R5-8
4S7529	100R5-5	7E6084	100R5-8
4S7560	100R5-5	7J0664	100R5-8
5D7464	100R5-5	9D5458	100R5-8
6J7926	100R5-5	9W1709	100R5-8
6J7929	100R5-5	1095760	100R5-10
6K8231	100R5-5	1Y0683	100R5-10
7D4955	100R5-5	3V5598	100R5-10
7D6096	100R5-5	4N4937	100R5-10
3S8146	100R5-6	4W1309	100R5-10
4P0902	100R5-6	6K6830	100R5-10
6N1047	100R5-6	5V1846	100R5-12
6N3246	100R5-6		

## 100R12 4 WIRE BRAID



Sold by the inch - 600" minimum order.

Type	Hose Size ID		Max. Working Pressure		Min. Bend Radius	
	in.	mm.	psi	MPa	in.	mm
100R12-06	3/8	10	4100	28.3	2.5	65
100R12-08	1/2	12	4100	28.3	3.5	90
100R12-10	5/8	16	4100	28.3	4	100
100R12-12	3/4	19	4100	28.3	5.1	130
100R12-16	1	25	4100	28.3	11.8	300
100R12-20	1 1/4	31	3050	21	16.5	420
100R12-24	1 1/2	38	2550	17.5	19.7	500
100R12-32	2	51	2550	17.5	25	635

## 100R12 HOSE ASSEMBLY

Part No.	Hose	Part No.	Hose
1078142	100R12-6	8J7734	100R12-12
1078147	100R12-6	8K7225	100R12-12
1078150	100R12-6	8K7228	100R12-12
1139326	100R12-6	8P1248	100R12-12
1844457	100R12-6	8W2622	100R12-12
6P6705	100R12-6	8W2623	100R12-12
8W0125	100R12-6	8W3183	100R12-12
8W4196	100R12-6	9J0298	100R12-12
9R1183	100R12-6	9S5682	100R12-12
9W4589	100R12-6	9U8544	100R12-12
1078149	100R12-8	9W2019	100R12-12
1080702	100R12-8	9W5286	100R12-12
1201324	100R12-8	9W9970	100R12-12
6Y3474	100R12-8	1086981	100R12-16
6Y3475	100R12-8	1086982	100R12-16
6Y5706	100R12-8	1229964	100R12-16
7T6931	100R12-8	1282569	100R12-16
7T6934	100R12-8	1282570	100R12-16
8W0225	100R12-8	1282571	100R12-16
9C1251	100R12-8	2270218	100R12-16
9R9198	100R12-8	2V5043	100R12-16
9W9082	100R12-8	2V6761	100R12-16
9W9083	100R12-8	3V6259	100R12-16
1117746	100R12-12	3V7272	100R12-16
1156930	100R12-12	5V4008	100R12-16
1188138	100R12-12	7K8863	100R12-16
1356412	100R12-12	8P3196	100R12-16
1356413	100R12-12	8P4110	100R12-16
1997078	100R12-12	8R7728	100R12-16
1997079	100R12-12	8W2662	100R12-16
1Q1372	100R12-12	1051512	100R12-20
3P4836	100R12-12	1348203	100R12-20
4T6224	100R12-12	1747567	100R12-20
4V8370	100R12-12	1859385	100R12-20
6K1936	100R12-12	2091458	100R12-20
6P1090	100R12-12	3P2886	100R12-20
7G3146	100R12-12	3P6956	100R12-20
7G8208	100R12-12	3P6957	100R12-20
7K0151	100R12-12	6T4249	100R12-20
7T3915	100R12-12	7K8862	100R12-20
7T6483	100R12-12	8N9796	100R12-20
7T9340	100R12-12	1357909	100R12-24
7T9341	100R12-12	1V4835	100R12-24
8E1006	100R12-12	3P5345	100R12-24
8E5660	100R12-12	8S8822	100R12-24
8E9427	100R12-12	9W3701	100R12-24
8E9428	100R12-12	8W4907	100R12-32
8E9436	100R12-12		

## 100R13 4 WIRE SPIRAL



Sold by the inch - 600" minimum order.

Type	Hose Size ID		Max. Working Pressure		Min. Bend Radius	
	in.	mm.	psi	MPa	in.	mm
100R13-12	3/4	19	5100	35.0	9.4	240
100R13-16	1	25	5100	35.0	11.8	300
100R13-20	1 1/4	31	5100	35.0	16.5	420
100R13-24	1 1/2	38	5100	35.0	19.7	500
100R13-32	2	51	5100	35.0	25.2	640

## 100R13 HOSE ASSEMBLY

Part No.	Hose	Part No.	Hose
4I1077	100R13-12	1159570	100R13-24
5I4447	100R13-12	1354626	100R13-24
1241037	100R13-16	1354627	100R13-24
874938	100R13-16	1604160	100R13-24
1U2434	100R13-16	2V9106	100R13-24
4I1083	100R13-16		
1538476	100R13-20		

## 100R15 6 LAYER SPIRAL



Sold by the inch - 600" minimum order.

Type	Hose Size ID		Max. Working Pressure		Min. Bend Radius	
	in.	mm.	psi	MPa	in.	mm
100R15-04	3/16	4.8	3000	20.7	3	76
100R15-05	1/4	6.4	3000	20.7	3.4	86
100R15-06	5/16	7.9	2250	15.5	4	102
100R15-08	1 3/32	10.3	2000	13.8	4.6	117
100R15-10	1/2	12.7	1750	12.1	5.5	140
100R15-12	5/8	15.9	1500	10.3	6.5	165
100R15-16	7/8	22.2	800	5.5	7.4	187
100R15-20	1 1/8	28.6	625	4.3	9	229
100R15-24	1 3/8	35	500	3.4	10.5	267
100R15-32	1 13/16	46	350	2.4	13.3	337

## 100R15 HOSE ASSEMBLY

Part No.	Hose	Part No.	Hose
1876058	100R15-12	413695	100R15-16
1926790	100R15-12	513088	100R15-16
514216	100R15-12	6Y4058	100R15-16
514490	100R15-12	6Y4061	100R15-16
1158739	100R15-16	1940105	100R15-20
1158749	100R15-16	2026758	100R15-20
1158753	100R15-16	2457308	100R15-20
2048075	100R15-16	2777121	100R15-20
2048164	100R15-16	2181227	100R15-24
2076282	100R15-16	2236915	100R15-24
2391892	100R15-16		

## WIPER ROD SEALS I



Part No.	Part No.
1211611	2271146
1261885	2271148
1336813	2271150
1336904	2287467
1389739	2313538
1540736	2313539
1540749	2313540
1540767	2330619
1659286	2330625
1659288	2330632
1659291	2332606
1U2708	2332607
2253281	2892930
2253283	2892956
2253284	2J7759
2253285	2J8170
2253287	3081845
2253291	3081880
2253293	3119318
2253294	3124247
2253295	3358966
2253299	3465196
2268202	3465199
2271143	3469382
2271145	3469383

Part No.	Part No.
3E4103	5U3693
3E4114	6J0542
3E4164	6J1879
3E4166	6J1890
4J0981	6J3073
4J8982	7K9791
4T4802	7U4137
4T4805	8J6416
4T5663	8J9934
5J2274	8T0741
5J6795	9J2547
5J7030	9X7333
5J7032	9X7352
5J7034	9X7366
5J7036	9X7367
5J8016	9X7368
5J8156	9X7370
5U3529	

## U-CUP SEALS I



Part No.	Part No.	Part No.
0963468	1672333	3119317
1052577	1672337	3119317
1211371	1672341	3124245
1289270	1672418	3124245
1540750	1709856	3271055
1672294	1709857	3465201
1672300	1709859	5J0964
1672302	1709860	5J8175
1672305	1709864	5J8225
1672307	2160003	5J8275
1672310	2160004	5J8400
1672315	2160005	5P2940
1672322	2160008	5P4589
1672323	2160009	6J1500
1672325	2160011	6J1889
1672329	2892946	9J1797
1672330	2892946	
1672332	2892948	

## HYDRAULIC CYLINDER SEAL KITS



Part No.	Application	Equipment Model
874749	CYLINDER SEAL KIT	320 L, 322, 322 FM L, 325, 325 LN
933045	CYLINDER GP BLADE	307, E70, E70B
939941	BOOM CYLINDER	E240, E240C, EL240B
942697	STICK CYLINDER	E240, E240C, E300, E450, EL240B
995310	STICK CYLINDER	E110B, E120B, E70B
995311	STICK CYLINDER	E120B
995401	BOOM CYLINDER	E110B
1052585	CYLINDER & SEAL GP-BOOM	322
1057255	CYLINDER GP-BOOM	307
1057359	CYLINDER GP-BOOM	315, 317
1057379	CYLINDER GP-STICK	315, 317
1057397	CYLINDER GP-BUCKET	315, 317
1057480	CYLINDER GP-OFFSET	307, 307B
1076988	MOTOR GP-TRAVEL	315C, 315D L, 316E L, 318B, 318C, 318E L, 319C, 319D, 319D L, 319D LN, 320B, 320B FM LL, 320C, 320C FM, 320D, 320D FM, 320D FM RR, 320D LRR, 320E L, 320E LN, 320E LRR, 321D LCR, 322B L, 322B LN, 322C
1183135	CYLINDER GP-HYDRAULIC	M315D, M316C, M316D, M318, M318C, M318D
1195435	CYLINDER GP-BOOM	311B, 312B, 312B L, 312C L
1195446	CYLINDER GP-STICK	312B, 312B L, 312C L, 313B
1211405	BOOM CYLINDER GROUP	311B
1221161	CYLINDER GP-HYDRAULIC	CB-434B, CB-434C, CB-534B, CB-534C, CB-535B, CB-544, CB-545, CB-634, CB-634C, CP-433C, CP-563, CS-431C, CS-433C, CS-531, CS-531D, CS-533C, CS-533D, CS-563C, CS-563D, CS-573D, CS-583D, CW-14, PF-290B
1259700	CYLINDER GP-STABILIZER	M312, M315
1289277	CYLINDER GP-STICK (FOR HIGH TEMPERATURE)	320N, 322B, 325 L, 325B, 330, 330B, 330B L
1289278	CYLINDER GP-STICK (FOR HIGH TEMPERATURE)	330
1289280	CYLINDER GP-BUCKET (FOR HIGH TEMPERATURE)	330, 330B
1336691	CYLINDER GP-BUCKET	315B L, 317B LN, 318B
1373766	CYLINDER & SEAL GP-BOOM	325B

Part No.	Application	Equipment Model
1373767	CYLINDER & SEAL GP-STICK	320B FM LL, 320C, 320C FM, 322B L, 322C, 322C FM, 324D FM, 324D FM LL, 325B
1373768	CYLINDER & SEAL GP-HYDRAULIC	320B FM LL, 320C FM, 325B, 375
1428962	CYLINDER GP-LIFT	216, 228, 247
1428963	CYLINDER GP-TILT	216, 228, 247
1429192	CYLINDER GP-TILT	236, 248, 267, 287
1429193	CYLINDER GP-LIFT	236, 248, 267
1448968	CYLINDER GP-HYDRAULIC	CS-531C, CS-531D, CS-533C, CS-533D, CS-563C, CS-563D, CS-573D, CS-583, CS-583C, CS-583D
1540761	CYLINDER & SEAL GP-BOOM	325B
1540766	CYLINDER & SEAL GP-STICK	325B
1543250C1	THREE-POINT HITCH TILT CYLINDER	480F, 580SK, 480F LL
1543252C1	CYLINDER ASSY - BOOM, DIPPER, AND BUCKET	550E, 550G, 550H, 1838, 550H-IND, 1840, 1845C, 855E, 40XT, 60XT, 70XT, 460, 480F, 480F LL, 560, 850E, 680K, 580SK
1608546	CYLINDER GP-BLADE	301.4C, 301.5, 301.6C, 301.7D, 301.7D CR, 302.2D, 302.4D, 302.5, 302.7D
1624675	CYLINDER GP-BOOM	315
1624676	CYLINDER GP-STICK	315
1636223	CYLINDER GP-STEERING	AD45, AD45B, AD55, AD55B, AD60, R1300, R1700 II, R1700G, R2900, R2900G, R3000H
1643213	CYLINDER GP-BUCKET	216, 216B3, 226B3, 228, 236, 236B, 236B3, 242B, 242B3, 246C, 247, 247B, 247B3, 248, 252B3, 256C, 257B3, 259B3, 262C, 267, 267B, 268B, 272C, 277C, 287, 287C, 297C, 904B, 904H
1659418	CYLINDER GP-STICK	315B, 315B L, 315C, 317B LN, 318B
1659419	CYLINDER GP-HYDRAULIC	1090, 1190, 1190T, 1290T, 1390, 2290, 2390, 2391, 2491, 2590, 318B, 511, 521, 521B, 522, 522B, 532, 541, 541 2, 551, 552, 552 2, TK711, TK721, TK722, TK732, TK741, TK751, TK752
1659420	CYLINDER GP-BOOM	315B, 315B L, 315C, 317B LN, 318B
1663850	CYLINDER GP-HYDRAULIC	R1700 II, R1700G
1697826	CYLINDER GP-BOOM	307B, 307C, 307D, 308C
1697827	CYLINDER GP-STICK	307B, 307C, 307D, 308C, 308D, 324D L, 325D MH, 330D, 330D L, 330D MH, 345C, 345C MH, M325D L MH, M325D MH, M330D
1697828	CYLINDER GP-BUCKET	307B, 307C, 307D, 308C, 308D, 312C L
1697830	CYLINDER GP-SWING BOOM	307B
1697836	BOOM CYLINDER GROUP	311B
1697837	CYLINDER GP-BOOM	311B
1697838	CYLINDER GP-STICK	311B, 312B, 312B L, 313B
1697839	CYLINDER GP-BUCKET	311B, 312B, 313B, 330B L
1697842	CYLINDER GP-BUCKET	320B
1709827	CYLINDER GP-BUCKET	315B L, 317B LN
1709937	CYLINDER GP-BOOM	311C, 312C, 312C L, 314C



HYDRAULIC CYLINDER SEAL KITS (CONT.)

Part No.	Application	Equipment Model
1709941	CYLINDER GP-BUCKET	311C, 312C, 312C L, 314C, 320C, 320D, 322C, 323D L, 324D, 324D L, 325C, 325C L, 325D, 325D L, 329D L, 330C, 330C L
1709946	CYLINDER GP-BLADE	311C, 311D LRR, 312C, 312C L, 312D, 312D L, 314C, 314D CR, 314D LCR, 315C, 315D L
1709999	CYLINDER GP-STICK	312C, 312C L, 314C, 345B II, 345C
1725285	CYLINDER GP-GRAPPLE	216, 216B, 226B, 228, 232B, 236, 236B, 242B, 246C, 247, 247B, 248, 252B, 256C, 257B, 262C, 267, 267B, 268B, 272C, 277C, 287, 287C, 297C
1764914	CYLINDER GP-BUCKET	322B L, 322C FM, 325B L, 5080
1764935	CYLINDER GP-BUCKET	320B, 320C, 322B L, 322C, 322C FM, 325B L, 325C
1771958	CYLINDER GP-HYDRAULIC	216, 216B, 216B3, 226B, 226B3, 228, 232B, 236, 236B, 236B3, 236D, 242B, 242B3, 242D, 246C, 247, 247B, 247B3, 248, 252B, 252B3, 256C, 257B, 257B3, 257D, 259B3, 259D, 262C, 267, 267B, 268B, 272C, 277C
1799625	CYLINDER GP-BUCKET	315C, 315D L, 318C, 318D L, 319C, 319D, 319D L, 319D LN, M318C, M318C MH, M318D, M318D MH, M322D, M322D MH
1799634	CYLINDER GP-STICK	315C, 318C, 319C
1799638	CYLINDER GP-BUCKET	315B, 315C, 315D L
1809872	CYLINDER GP-COUPLER	416C, 416F, 420D, 420E, 420F, 424D, 426C, 428C, 430D, 430E, 430F, 432D, 432E, 432F, 434E, 436C, 438C, 442D, 442E, 444E, 444F, 906H, 906H2, 907H, 907H2, 908H, 908H2, 910K, 914K, 924G, 924GZ, 924H, 924H
1857690	CYLINDER GP-RIPPER	120M, 12G, 12H, 12H ES, 12H NA, 12M, 130G, 140G, 140H, 140H ES, 140H NA, 140M, 143H, 160H, 160H ES, 160H NA, 160M, 163H, 163H NA, 24H, 24M, IT28G
1864327	CYLINDER GP-BACKHOE BUCKET	416B, 416C, 428B, 428C, 438C
1869285	CYLINDER GP-TILT	R2900, R2900G
1891778	CYLINDER GP-EJECTOR	631E, 631G, 637E, 637G
1913170	CYLINDER GP-STICK	330B, 330B L
1915619	CYLINDER GP-COUNTERWEIGHT	320C, 322C, 324D, 324D L, 324D LN, 324E, 324E L, 324E LN, 325C, 325C FM, 325C L, 325D, 325D L, 329D, 329D L, 329E, 330C, 330C FM, 330C L, 330D, 330D FM, 330D L, 330D LN, 330D MH, 336D, 336D L, 336D2 L
1919605	CYLINDER GP-LIFT	216, 247
1934321	CYLINDER GP-BOOM	304.5
1934323	CYLINDER GP-BUCKET	304.5
1945603	CYLINDER GP-BACKHOE BUCKET	426C, 436C, 438C
1948235	CYLINDER GP-BUCKET	330C L, 330D, 330D L, 336D
1989433	CYLINDER GP-BOOM	305
1991149	CYLINDER GP-BUCKET	305, 305.5, 306
1997416	CYLINDER GP-BOOM	320B, 322B L, 322B LN, 322C, 322C FM, 325B L, 325C, 330, 330B, 330B L, W330B
1997417	CYLINDER GP-STICK	325B L, 328D LCR, 330B, 330B L, 345B L

Part No.	Application	Equipment Model
2000920	CYLINDER GP-STABILIZER	M316C, M316D, M318C, M318D, M318D MH
2003240	CYLINDER GP-BOOM	308C
2003315	CYLINDER GP-BUCKET	325C, 330C L
2003498	CYLINDER GP-STICK	345B II, 345B L, 365B
2003572	CYLINDER GP-BUCKET	330B L, 345B II, 345B L, 365B, 365B II, 385B
2003621	CYLINDER GP-STICK	345B II, 345B L, 365B
2027897	CYLINDER GP-COUPLER	312B L, 312C, 312D, 312E, 315B L, 315C, 315D L, 316E L, 317B LN, 318B, 318C, 319C, 319D, 319D LN, 320C, 320E, 320E L, 320E LN, 322C, 323D L, 323D LN, 323E L, 324D LN, 325C, 325D L, 924K, 930K, 938G
2043625	CYLINDER & SEAL GP-BOOM	318B, 320C, 321C
2062857	CYLINDER GP-TILT	973C
2063805	CYLINDER GP-LIFT	236, 287
2095959	CYLINDER & SEAL GP-STICK	318B, 345B II
2159984	CYLINDER GP-STICK	318C, 319C
2159985	CYLINDER GP-BOOM	1390, 320B, 320C, 322B LN, 322C, 325C, 325C FM, 325D, 325D FM, 325D L, 330C, 330C MH, 330D L, 330D MH, 336D LN, 345B II, 345C L, 365B, 365B II, 365C, 365C L, 385B, 385C L, 541, 551, 552, M322C, M322D
2159986	CYLINDER GP-HYDRAULIC	320B, 320C, 322B LN, 322C, 324D, 324D FM, 324D L, 324D LN, 325C, 345B II, 365B, 365B II, 365B L, 365C, 365C L, 374D L, 374F L, M318C, M318C MH, M318D, M318D MH, M325C MH, M325D L MH
2159988	CYLINDER GP-BUCKET	330C, 330C L, 330C MH
2159989	CYLINDER GP-BUCKET	330B L, 345B II, 345B II MH, 345B L
2159990	CYLINDER GP-HYDRAULIC	345B II, 345B L
2159994	CYLINDER GP-BOOM	365B, 365B L
2159995	CYLINDER GP-STICK	345C, 365B, 365B II, 365B L, 365C, 365C L, 365C L MH, 385B, 385C, 385C L, 390D, 390D L
2159996	CYLINDER GP-BOOM	385C, 385C FS, 5080, 5090B
2159999	CYLINDER GP-BOOM	385B, 390D, 390D L
2160000	CYLINDER GP-HYDRAULIC	312D2, 365B II, 365C, 365C L, 385B, 385C, 385C FS, 385C L, 385C L MH, 390D, 390D L, 5090B
2167644	CYLINDER GP-SWING BOOM	304
2168100	CYLINDER GP-BUCKET	304
2171643	CYLINDER GP-STICK	304
2172886	CYLINDER GP-STEERING	TH220B, TH330B, TH340B, TH350B, TH355B
2179894	CYLINDER GP-HYDRAULIC	735, 735B, 740, 740B
2186822	CYLINDER GP-TILT	236B, 252B, 267B, 268B
2186823	CYLINDER GP-LIFT	236B, 267B, 268B
2186824	CYLINDER GP-LIFT	236B, 246C, 252B, 256C, 262C, 267B, 268B, 272C, 277C, 279C, 287C, 289C, 297C, 299C
2186825	CYLINDER GP-TILT	216B, 226B, 232B, 242B, 247B, 257B

HYDRAULIC CYLINDER SEAL KITS (CONT.)

Part No.	Application	Equipment Model
2186826	CYLINDER GP-LIFT	216B, 226B, 242B, 247B
2186827	CYLINDER GP-LIFT	232B, 242B, 247B, 257B
2199066	CYLINDER GP-BOOM	304
2235945	CYLINDER GP-BACKHOE BUCKET	416D
2249464	CYLINDER GP-HOIST	AD30
2254646	CYLINDER GP-BOOM	312D, 345C, 345C L, 365B, 365B II, 365C, 365C L, 365C L MH, 374D L
2275347	CYLINDER GP-RIPPER	14H, 14H NA, 14M, 16H, 16H NA, 16M, 426C, 436C, 928G, 928HZ, 938F, 938G, 938G II, IT28G
2275348	CYLINDER GP TILT	IT38G II, IT38H
2280806	CYLINDER GP TILT	980H
2280807	CYLINDER GP TILT	980G, 980G II, 980H
2280808	TILT CYLINDER GROUP	980G, 980G II, 980H
2281775	TILT CYLINDER GROUP	980G, 980G II, 980H, 988B, 988F, 988F II
2281776	CYLINDER GP TILT	446B, IT62G
2281779	CYLINDER GP LIFT	950G II, 962G II, 966G, 966G II, 972G, 972G II, R1300, R1300G, R1300G II, R1600
2281792	CYLINDER GP TILT	950G, 950G II, 962G, 962G II
2285271	CYLINDER GP LIFT	814F, 814F II, 816F, 816F II
2285272	CYLINDER GP LIFT	814F, 814F II, 816F, 816F II
2292626	CYLINDER GP LIFT	D6R, D6R II, D6R III, D6R STD, D6T, D6T LGP, D6T LGPPAT, D6T XL, D7H, D7R, D7R II
2295546	CYLINDER GP TILT	988G, 988H
2295549	CYLINDER GP LIFT	988G, 988H
2297174	CYLINDER GP LIFT	990, 990 II, 990H
2297176	CYLINDER GP TILT	990, 990 II
2297188	CYLINDER GP-STEERING	844, 844H, 844K, 990, 990 II, 990H, 990K
2297189	CYLINDER GP LIFT	992G, 992K
2297190	CYLINDER SEAL KIT	992G
2297191	CYLINDER GP-STEERING	992G
2297194	CYLINDER GP STICK	416D, 420D, 424D, 428D, 432D, 438D, 442D, 928HZ, 930G
2304001	CYLINDER GP BOOM	330C, 330C L, 330D, 330D L, 330D LN, 336D
2309357	CYLINDER GP-MULTIPURPOSE	414E, 416D, 416E, 416F, 420D, 420E, 420F, 422E, 422F, 428E, 428F, 430D, 430E, 430F, 432E, 432F, 434E, 434F, 442E, 444E, 444F, 446D, 450E, 450F
2315021	CYLINDER GP-BACKHOE BUCKET	420D, 430D
2316844	CYLINDER GP STICK	324D, 325C, 325D L, 330C, 330C L, 330D, 330D FM, 330D L, 330D LN, 336D, 336D L, 340D L, 385C
2330761	CYLINDER GP BOOM	M320
2331014	CYLINDER GP-TELESCOPING	TH220B, TH350B, TH355B, TH460B, TH560B
2332622	CYLINDER GP-SWING	416D, 416E, 420D, 420E, 422E, 424D, 428D, 428E, 430D, 430E, 432D, 432E, 434E, 442D, 442E, 444E, 446D, 527
2332623	CYLINDER GP-STABILIZER	416D, 416E, 420D, 420E, 430D, 430E
2332628	CYLINDER GP LIFT	414E, 416D, 416E

Part No.	Application	Equipment Model
2339204	CYLINDER GP-BLADE TIP	120G, 120H, 120H ES, 120H NA, 120K, 120M, 120M 2, 12G, 12H, 12H ES, 12H NA, 12K, 12M, 12M 2, 12M 3, 12M 3 AWD, 130G, 135H, 135H NA, 140G, 140H, 140H ES, 140H NA, 140K, 140M, 140M 2, 140M 3, 140M 3 AWD, 120K, 120M, 12H, 12H ES, 12H NA, 12K, 12M, 140G, 140H, 140H ES, 140H NA, 140K, 140M, 14H, 14H NA, 14M, 160H, 160H ES, 160H NA, 160K, 160M, 16G, 16H, 16H NA, 16M, 446B, 446D, 450E, 613C, 613C II, 613G
2339205	CYLINDER GP-BLADE TIP	120K, 120M, 12H, 12H ES, 12H NA, 12K, 12M, 140G, 140H, 140H ES, 140H NA, 140K, 140M, 14H, 14H NA, 14M, 160H, 160H ES, 160H NA, 160K, 160M, 16G, 16H, 16H NA, 16M, 446B, 446D, 450E, 613C, 613C II, 613G
2339207	CYLINDER GP-BLADE TIP	120K, 120M, 12H, 12H ES, 12H NA, 12K, 12M, 140G, 140H, 140H ES, 140H NA, 140K, 140M, 14H, 14H NA, 14M, 160H, 160H ES, 160H NA, 160K, 160M, 16G, 16H, 16H NA, 16M, 446B, 446D, 450E, 613C, 613C II, 613G
2341948	CYLINDER GP-BLADE TIP	24H, 24M, 924G, 924GZ, 924H, 924HZ, 953C, D5M, D5N, IT24F, IT28F
2341949	CYLINDER GP-SIDESHIFT	14H, 14H NA, 14M, 16G, 16H, 16H NA, 16M, 924G, 924GZ, 924H, 924HZ, 928H, IT28G
2341950	CYLINDER GP TILT	924G, 924GZ, 924H, 924HZ
2341951	CYLINDER GP LIFT	924G, 924GZ, 924H, 924HZ
2342592	CYLINDER GP-STEERING	914G, IT14G, IT14G2
2342593	CYLINDER GP LIFT	414E, 416D, 416E, 424D
2342594	CYLINDER GP-EXTENDABLE STICK	446B, 446D
2344488	CYLINDER GP-BUCKET	323D L, 323D LN, 324D, 324D FM, 324D L, 324D LN, 325D, 325D FM, 325D L, 329D L, 329D LN, 330D L, 320D, 325D, 325D L, 328D LCR, 329D, 329D
2344566	CYLINDER & SEAL GP-BOOM	320D, 320D FM, 320D L, 323D L, 323D LN, 323D SA, 325D, 325D L, 328D LCR, 329D, 329D L
2344587	CYLINDER & SEAL GP-BUCKET	325B L, 325C FM, 325D FM, 325D FM LL, 330B L, 330C FM, 330D FM, 568 FM LL
2344674	CYLINDER GP-BUCKET	416C, 416D, 420D, 424D, 426C, 428C, 430D, 436C
2350351	CYLINDER GP-STEERING	416C, 416D, 420D, 424D, 426C, 428C, 430D, 436C
2350352	CYLINDER GP-STEERING	428C, 430D, 436C
2350354	CYLINDER GP-MULTIPURPOSE BUKT	303, 303.5C, 303.5D, 303.5E, 303C CR, 303E CR, 304C CR, 304D CR, 304E, 305.5D, 305.5E, 305C CR, 305D CR, 305E, 414E, 416B, 416C, 416D, 416E, 420D, 422E, 424D, 426C, 428C, 428D, 428E, 430D, 432D, 432E
2350355	CYLINDER GP LIFT	14H, 14H NA, 14M, 613C, 613C II, 613G, 914G, IT12B, IT14G, IT14G2
2350973	CYLINDER GP BOOM	416D, 420D, 428D, 432D, 438D, 442D
2366368	CYLINDER GP-BUCKET	318C, 319C, 319D, 319D L, 319D LN, 320B, 320C, 325B L, 325C, 325D, 329D L, 330B L, 330C, 345B II, 345B L, M322C, M322D, M322D MH
2366389	CYLINDER GP-BUCKET	318C, 319C, 320B, 320C, 322C, 325B L, 325C, 325D, 330B L, 330C, 345B II, 345B L
2375448	CYLINDER GP LIFT	R2900, R2900G
2378313	CYLINDER GP-STEERING	R1300, R1300G, R1300G II



HYDRAULIC CYLINDER SEAL KITS (CONT.)

Part No.	Application	Equipment Model
2384462	CYLINDER GP-CENTERSHIFT	120H, 120H ES, 120H NA, 120K, 120K 2, 120M, 120M 2, 12G, 12H, 12H ES, 12H NA, 12K, 12M, 12M 2, 12M 3, 12M 3 AWD, 130G, 135H, 135H NA, 140G, 140H, 140H ES, 140H NA, 140K, 140K 2, 140M, 140M 2, 140M 3
2385234	CYLINDER GP-STEERING	TH220B, TH330B, TH340B, TH350B, TH355B
2386882	CYLINDER GP-BUCKET	963B, 963C
2401881	CYLINDER GP-HYDRAULIC	120M 2, 12M 2, 140M, 160M, 446B, 446D, 950F, 950F II, 960F
2402016	CYLINDER GP-HYDRAULIC	140M, 160M, 518C, 627E, 637E, 657E
2402482	CYLINDER GP-STEERING	416C, 426C, 428C, 436C
2404819	CYLINDER GP-RIPPER PIN PULLER	D10N, D10R, D10T, D10T2, D11N, D11R, D11T, D8N, D8R, D8R II, D8T, D9R, D9T
2405500	CYLINDER GP-STEERING	416C, 426C, 428C, 436C
2406899	CYLINDER GP LIFT	815B, 815F, 815F II, 933, 933C, 939, 939C, 953C, 966F, D3C III, D4C III, D4H, D4H XL, D5C III, D5H, D5H XL, D5M, D5N
2407356	VALVE GP-SHUTTLE	446D, 621H, 621K, 623K, 623K LRC, 627H, 627K, 627K LRC, 793F CMD, 834K, 836K, 928HZ, 930G, 938H, 950H, 950K, 962H, 962K, 963D, 966H, 966K, 966M, 966M XE, 972H, 972K, 972M, 972M XE, 973D, 980K, 980K HL
2409538	CYLINDER GP-STEERING	12H, 12H NA, 140H, 140H NA, 330B L, 330C, 330C L, 330D L, 336D L, 336E HVG, 365B, 365C L, 385B, 385C L, 416B, 416C, 426C, 428B, 428C, 436C, 438C, 446B, 515, 525, 527, 814F, 814F II, 815B, 815F, 815F I
2409936	CYLINDER GP-EJECTOR	963B, 963C, R1600G, R1600H, R2900G
2409942	CYLINDER GP-STEERING	D350E, D400E
2410110	CYLINDER GP LIFT	430D, 438D, 442D
2417578	CYLINDER GP-CAB TILT	320C FM, 320D, 320D FM, 320D FM RR, 322B L, 322C, 322C FM, 324D FM, 324D FM LL, 325B L, 325C FM, 325D FM, 325D FM LL, 330B L, 330C FM, 330D FM, 345C, 568 FM LL, 950F II, 950G, 950G II, 950H, 950K, 962
2417580	CYLINDER GP TILT	527
2418924	CYLINDER GP BOOM	416B, 416C, 416D, 424D, 428B, 428C, 438C
2422542	CYLINDER GP-STEERING	621E, 621F, 621G, 621H, 623E, 623F, 623G, 623H, 623K, 623K LRC, 627E, 627F, 627G, 627H, 785B, 785C, 785D, D6K LGR, D6N, D6R III, D6T
2422546	BLADE LIFT CYLINDER GROUP	16G
2422548	CYLINDER GP-SIDESHIFT	14H, 14H NA, 16G, 16H, 16H NA
2426840	CYLINDER GP BOOM	320C, 323D L, 325C, 325D, 325D FM, 325D L, 329D L, 330C, 330C L, 330D, 330D FM, 330D L, 330D LN, 336D, 336D L, 336D2, 345C L, 349D L, M330D

Part No.	Application	Equipment Model
2430384	CYLINDER GP-STEERING	14H, 14H NA, 14M, 16H, 16H NA, 16M, 426C, 436C, 621E, 621F, 621G, 621H, 623E, 623F, 623G, 623H, 623K, 623K LRC, 627E, 627F, 627G, 627H, 784B, 784C, 785B, 785C, 785D
2430386	CYLINDER GP-STEERING	621E, 621F, 621G, 621H, 623E, 623F, 623G, 623H, 623K, 623K LRC, 627E, 627F, 627G, 627H, 785B, 785C, 785D
2430388	CYLINDER GP TILT	D6R
2430927	CYLINDER GP-STEERING	M313C, M313D, M315C, M315D, M316C, M316D, M318C, M318D
2432276	CYLINDER GP LIFT	420D, 420E, 430D, 430E
2435815	CYLINDER GP TILT	980C, 980F
2435818	CYLINDER GP TILT	980C, 980F
2436225	CYLINDER GP TILT	R1300, R1300G, R1300G II
2440954	CYLINDER GP-APRON	621E, 621F, 627E
2440958	CYLINDER GP STICK	426C, 436C
2440971	CYLINDER GP-HOIST	D250E
2440976	CYLINDER GP-HOIST	D250E
2442050	CYLINDER GP-RIPPER TIP -TILT	D8R, D8R II, D8T
2442059	CYLINDER GP TILT	D8R, D8R II, D8T
2442062	CYLINDER GP LIFT	950B, 950F, 950F II, 960F
2442064	CYLINDER GP LIFT	950B, 950F, 950F II, 960F
2442067	CYLINDER GP-RIPPER	D8R, D8R II, D8T
2442069	CYLINDER GP-APRON	631E, 631G, 637E, 637G
2450612	CYLINDER GP-TILT	973, 973C
2456826	CYLINDER GROUP	9B
2456830	CYLINDER GP-LOAD	651E, 657E, 657G
2456831	CYLINDER GP-LIFT	980C, 980F, 980F II, R1600G, R1600H
2456835	CYLINDER GP TILT	844, 844H, 844K, D9R, D9T
2456839	CYLINDER GP TILT	D8R, D8T
2460635	CYLINDER GP-RIPPER	D11T
2460649	CYLINDER GP TILT	854G, 854K, D11N, D11R, D11T
2460659	CYLINDER GP LIFT	R1700G
2463425	CYLINDER GP-SUSPENSION	D250E, D300E
2463426	CYLINDER GP-SUSPENSION	D350E, D400E
2463431	CYLINDER GP-STEERING	994, 994D, 994F, 994H
2463442	CYLINDER GP-EJECTOR	631E, 631G, 637E, 637G
2465909	CYLINDER GP-BLADE TIP	120G
2465914	CYLINDER GP-BULLDOZER LIFT	D3C
2465926	CYLINDER GP-ARTICULATION	12H, 12M, 12M 2, 12M 3, 12M 3 AWD, 140H ES, 140H NA, 140M, 140M 2, 140M 3, 140M 3 AWD, 143H, 160H, 160H ES, 160H NA, 160K, 160M, 160M 2, 160M 3, 160M 3 AWD, 163H NA, 416B, 416C, 416D, 424D, 428B, 428C
2478790	CYLINDER GP-BOOM	320C, 320D, 320D FM, 320D FM RR, 320E, 320E L, 320E LN, 320E LRR, 320E RR, 323D L, 323D LN, 323D SA, 323E L, 324D L, 325D, 325D L, 330D L, 345C L

HYDRAULIC CYLINDER SEAL KITS (CONT.)

Part No.	Application	Equipment Model
2478792	CYLINDER GP-STICK	320D, 322C, 323D L, 323D LN, 323D SA, 324D, 324D FM, 324D L, 324D LN, 325C, 325D, 325D FM, 325D L, 329D L
2478995	CYLINDER & SEAL GP-BUCKET	318C
2478998	CYLINDER & SEAL GP-BOOM	318C, 320C, 320C FM, 320C L, 321C
2479000	CYLINDER & SEAL GP-BUCKET	320C, 322C
2479001	CYLINDER & SEAL GP-BUCKET	318C, 320C, 320C FM, 320C L, 321C, 322C, 330D L
2479004	CYLINDER & SEAL GP-BOOM	321C
2481168	CYLINDER GP-HYDRAULIC -BOOM, SAW TILT, STICK	1390, 2590, 322B L, 325B L, 330B L, 541, 541 2, 551, 552, 552 2, TK741, TK751, TK752
2481174	CYLINDER GP-BUCKET	345B, 345B II MH, W345B II
2481198	CYLINDER GP TILT	994F, 994H
2502485	CYLINDER GP-STICK	320B, 322B LN
2502486	CYLINDER GP-BUCKET	325B L, 345B L
2502487	CYLINDER GP-BUCKET	320B, 325B L, 330B L, 345B L, M320
2519341	CYLINDER GP-HYDRAULIC	322C, 324D, 324D LN, 324E LN, 325C, 325D, 325D L, 329D LN
2519845	CYLINDER GP-BUCKET	303.5D, 303.5E, 303C CR
2521191	CYLINDER GP-BOOM	1190, 1190T, 1290T, 2290, 2390, 2391, 2491, 318C, 319C, 319D, 319D L, 319D LN, 320B, 320C, 321D LCR, 323D L, 323D LN, 323D SA, 325B L, 325C, 325D L, 330B L, 330C, 330D L, 345B L, 511, 521, 521B, 522
2525105	CYLINDER GP-SIDESHIFT	24H, 24M
2526101	CYLINDER GP-BUCKET	365B, 365C, 385B, 385C, 385C FS, 5080, 5090B
2567092	CYLINDER GP-BOOM	M322C, M322D, M322D MH
2567093	CYLINDER GP-VARIABLE ADJ BOOM	M320
2580500	CYLINDER GP-STICK	M316C, M316D, M322C, M322D, M322D MH, M325C MH, M325D MH
2580501	CYLINDER GP-BOOM	M318
2580504	CYLINDER GP-BOOM	M318C, M318C MH, M318D, M318D MH
2583621	CYLINDER GP TILT	246C, 256C, 262C, 272C, 277C, 279C, 287C, 289C, 297C, 299C
2590625	CYLINDER & SEAL GP-BOOM	322C
2590626	CYLINDER & SEAL GP-BUCKET	320C, 322C, 325C
2590627	CYLINDER & SEAL GP-BUCKET	320C, 322C, 325C, 328D LCR
2590628	CYLINDER & SEAL GP-BOOM	322C, 325C L
2590630	CYLINDER & SEAL GP-STICK	318C
2590631	CYLINDER & SEAL GP-STICK	320C, 322C
2590632	CYLINDER & SEAL GP-BOOM	325C
2590633	CYLINDER & SEAL GP-STICK	320C, 320C L, 321C, 322C
2590634	CYLINDER & SEAL GP-BOOM	320C FM, 325C, 328D LCR
2590635	CYLINDER & SEAL GP-STICK	320C, 320C FM, 320C L
2590636	CYLINDER & SEAL GP-STICK	325C
2590637	CYLINDER & SEAL GP-STICK	320C, 325C

Part No.	Application	Equipment Model
2590678	CYLINDER & SEAL GP-BUCKET	320D, 324D, 324D L
2590695	CYLINDER & SEAL GP-BOOM	320C
2590699	CYLINDER & SEAL GP-BOOM	320C, 322C
2590706	CYLINDER & SEAL GP-BUCKET	320C, 322C
2590719	CYLINDER & SEAL GP-BUCKET	320C, 322C, 325C
2590743	CYLINDER & SEAL GP-BOOM	322C, 325D L, 329D, 329D L, 330C L, 330D L, 336D, 336D2, 340D L, 340D2 L
2590768	CYLINDER GP-STICK	330C L, 330D L, 336D, 340D L
2590776	CYLINDER & SEAL GP-BUCKET	324D, 324D L
2600273	CYLINDER GP LIFT	420D, 428D, 430D, 432D, 438D, 442D
2605316	CYLINDER GP-STICK	M315C, M315D, M316C, M316D, M317D 2
2605317	CYLINDER GP-BUCKET	M315, M318
2605318	CYLINDER GP-STICK	M315
2605319	CYLINDER GP-BOOM	M315, M315C, M315D, M316C, M316D, M317D 2
2612991	CYLINDER GP TILT	988G, 988H
2618566	CYLINDER GP-ANGLING	525C, 535C, 545C, D6M, D6N
2618625	CYLINDER GP-SWING	420D
2620941	CYLINDER GP-BUCKET	216, 216B, 216B3, 226B, 226B3, 228, 232B, 236, 236B, 236B3, 236D, 242B, 242B3, 242D, 246C, 246D, 247, 247B, 247B3, 248, 252B, 252B3, 256C, 257B, 257B3, 257D, 259B3, 259D, 262C, 262C2, 262D, 267B, 268B
2620981	CYLINDER GP-STEERING	525B
2666140	CYLINDER GP-HYDRAULIC	216B, 216B3, 226B, 226B3, 232B, 236, 236B, 236B3, 236D, 242B, 242B3, 242D, 246C, 246D, 247, 247B, 247B3, 252B, 252B3, 256C, 257B, 257B3, 257D, 259B3, 259D, 262C, 262C2, 262D, 267B, 268B, 272C, 272D
2667806	CYLINDER GP-BOOM	319D, 319D L, 319D LN
2667812	CYLINDER GP-STICK	319D, 319D L, 319D LN
2667861	CYLINDER GP-BOOM	315C, 315D L, 318D L, 318D2 L
2667874	CYLINDER GP-STICK	315C, 315D L, 318D L
2667892	CYLINDER & SEAL GP-BUCKET	320D, 320D FM, 320D L, 320D LN, 320D LRR, 320D RR, 323D L, 323D LN, 324D, 324D L
2668011	CYLINDER & SEAL GP-BOOM	320D, 320D L, 320D LN, 320D LRR, 320D2, 320D2 L, 323D L, 323D2 L
2668012	CYLINDER & SEAL GP-STICK	320D, 320D L, 320D LN, 320D LRR, 320D2, 320D2 L, 323D L, 323D2 L, 324D, 324D L
2668015	CYLINDER & SEAL GP-BOOM	325D L, 329D, 329D L
2668016	CYLINDER & SEAL GP-STICK	325D L, 329D, 329D L
2668045	CYLINDER & SEAL GP-BUCKET	320D, 320D L, 323D L, 325D L, 329D, 329D L
2668057	CYLINDER & SEAL GP-BUCKET	320D, 320D L, 320D LN, 320D LRR, 320D2, 320D2 L, 323D L, 323D2 L
2697190	CYLINDER GP-SWING BOOM	302.5, 302.5C
2702668	CYLINDER GP-STICK	302.5, 302.5C

Part numbers are used for reference purposes only.

Costex Tractor Parts Copyright © 2023. All rights reserved.

HYDRAULIC CYLINDER SEAL KITS (CONT.)

Part No.	Application	Equipment Model
2714484	CYLINDER GP-BUCKET	303
2742461	CYLINDER GP-STICK	345C, 345D, 345D L, 349D, 349D L
2742462	CYLINDER SEAL KIT	345C, 345D, 345D L, 349D, 349D L
2742511	CYLINDER GP-BOOM	320C, 322C
2742515	CYLINDER GP-STICK	320C, 322C
2748317	CYLINDER GP-BUCKET	M315C, M315D, M316C, M316D, M317D 2
2764172	CYLINDER GP-THUMB	307D, 308D, 308E, 308E2 CR, 416D, 416E, 416F, 420D, 420E, 420F, 430D, 430E, 430F, 450E, 450F
2774140	CYLINDER GP-STICK	304C CR, 305D CR, 305E
2788641	CYLINDER & LINES GP-BOOM	303.5C, 303.5D, 303.5E, 303C CR, 304D CR, 304E
2790639	CYLINDER GP-SWING BOOM	303.5C, 303.5D, 303.5E, 303C CR, 304D CR, 304E
2797940	CYLINDER GP-STICK	303.5D, 303.5E, 303C CR, 303E CR
2807013	AXLE GP-DRIVE & STEERING	434E, 444E, 450E, 450F
2812321	CYLINDER GP-BOOM	303.5C, 304D CR, 304E
2812322	CYLINDER GP-STICK	303.5C, 303E CR, 304D CR, 304E
2833454	CYLINDER GP-HYDRAULIC	D3G, D4G, D5G
2836179	CYLINDER GP-BUCKET	311D LRR, 312D, 312D L, 313D, 314D CR, 314D LCR, 320D, 320D L, 324D, 324D L, 329D, 329D L, 329D LN, 329E L, 329E LN
2839122	CYLINDER GP-BLADE -ANGLE	303.5C, 303.5D, 303.5E, 303C CR, 304, 304C CR, 304D CR, 304E, 305, 305.5D, 305.5E, 305C CR, 305D CR, 305E
2857486	CYLINDER GP-STABILIZER	416D, 420D, 430D
2860113	CYLINDER GP-BOOM	M312, M315
2860114	CYLINDER GP-BUCKET	M312, M313C, M313D
2861075	CYLINDER GP TILT	928HZ, 930G
2897716	CYLINDER GP-STICK	312D, 312D L, 313D, 313D2, 314D CR, 314D LCR
2897733	CYLINDER GP-BOOM	311D LRR, 312D, 312D L, 313D, 313D2, 314D CR, 314D LCR, 314E CR, 314E LCR
2897879	CYLINDER GP-STICK	320C, 322C
2925424	CYLINDER GP-STEERING	432E, 434E, 442E, 444E
2949583	CYLINDER GP-STEERING	773D, 773E, 773F, 773G, 773G LRC, 775D, 775E, 775F, 775G, 775G LRC, 776D, 777D, 777F
2959888	CYLINDER GP LIFT	966H, 966K, 966M, 972H, 972K, 972M
2959891	CYLINDER GP-BOOM	416E
2959893	CYLINDER GP-BOOM	420E, 420F, 432E, 434E
2959894	CYLINDER GP-BOOM	330B L, 330C FM, 330D FM, 568 FM LL, M330D
2959895	CYLINDER GP-STICK	330B L, 330C FM, 330D FM, M325C MH, M325D L MH
2976845	CYLINDER GP LIFT	938H
2976847	SUSPENSION GP-FRONT	773D, 773E, 773F, 775E, 775F
2976848	SUSPENSION GP-REAR	769D, 771D, 773D, 773E, 773F, 775E, 775F, AD45B, AD55B
2976849	SUSPENSION GP-REAR	777F
2976851	CYLINDER GP-TONG	525C, 535C

Part No.	Application	Equipment Model
2976852	SUSPENSION GP-FRONT	777F
3076273	CYLINDER GP-STEERING	120M, 120M 2, 12M, 12M 2, 140M, 140M 2, 160M, 160M 2, 16M
3087824	CYLINDER GP-BUCKET	325B L, 325C FM, 325D FM, 325D FM LL, 330B L, 330C FM, 330D FM, 568 FM LL, M325B
3087830	CYLINDER GP-BOOM	330D, 330D L, 330D MH, 336D L, 336D LN, 336E HVG
3110662	CYLINDER GP LIFT	527, 963D, D5HTSK II
3133829	CYLINDER GP TILT	966H, 966K
3176054	CYLINDER GP-HYDRAULIC -STEERING	980H
3176058	CYLINDER GP-ARTICULATION	14M
3189220	CYLINDER GP-BULLDOZER LIFT	D10T
3189225	CYLINDER GP LIFT	844H, 854G, 854K
3193556	CYLINDER GP-BULLDOZER LIFT	D8R, D8R II
3193557	CYLINDER GP-BULLDOZER LIFT	D8R, D8R II, D8T
3195647	SUSPENSION GP-FRONT	770, 772
3198295	CYLINDER GP-STICK	324D, 325D L, 330D, 330D L, 330D LN, 336D, 336D L, 336D LN, 336D2, 336E, 336E L, 336E LH, 336E LN, 349E, 349E L, 349E L VG, 349F L, 385C L, 568 FM LL
3240355	CYLINDER GP-BUCKET	422E, 422F, 428E, 428F, 432E, 432F, 434E, 434F, 442E, 444E, 444F, 924K, 930K
3240397	CYLINDER GP-BOOM	432F, 442E, 444E, 444F, 613G, 924K, 938K
3240398	CYLINDER GP-BOOM	432E, 432F, 434E, 444F, 930K, 938K
3240399	CYLINDER GP-BOWL	422E, 422F, 428E, 428F, 434E, 434F, 613G, 924K
3240411	CYLINDER GP TILT	420F, 428E, 428F, 430F, 432E, 432F, 442E
3249485	CYLINDER GP-BOOM	322C, 323D L, 324D, 324D L, 324E, 324E L, 324E LN, 325D, 325D L, 329D, 329D L, 329D LN, 329E, 329E L, 329E LN, 330D, 330D FM, 330D L, 330D LN, 336D, 336D L, 336D LN, 336D2, 336D2 L, 336E, 336E H, 336E
3260496	CYLINDER GP-BACKHOE BUCKET	450E
3260502	CYLINDER GP-STEERING	966G II, 966H, 972G II, 972H
3260503	CYLINDER GP-HYDRAULIC	120K, 120M, 12K, 12M, 12M 3, 12M 3 AWD, 140K, 140M, 140M 3, 140M 3 AWD, 160M, 160M 3, 160M 3 AWD, 950H, 950K, 962H, 962K, IT62H
3260504	CYLINDER GP-STEERING	938G II, 938H, HA770, HA870, HA871, IT38G II, IT38H, TK371, TK381
3319328	CYLINDER GP-STICK	345B II, 345C, 345C L, 345D, 345D L, 345D L VG, 349D, 349D L, 349E, 349E L, 349E L VG, 365C L MH, 374D L, 374F L, 385C L MH
3338675	CYLINDER GP-BUCKET	345C, 345C L, 345D, 345D L, 345D L VG, 349D, 349D L, 349E, 349E L, 349E L VG, 349F L

HYDRAULIC CYLINDER SEAL KITS (CONT.)

Part No.	Application	Equipment Model
3338750	CYLINDER GP-BUCKET	324D, 329D LN, 330D, 330D L, 330D LN, 330D MH, 336D, 336D L, 336D LN, 336D2, 336D2 L, 336E, 336E L, 336E LN, 336F L, 340D L, 340D2 L, 345B II, 345C, 345C L, 345D, 345D L, 345D L VG, 349D, 349D L, 349E
3350007	CYLINDER GP-STICK	312C L, 314C
3365288	CYLINDER GP-HOIST	776C, 777D, 777F, 777G
3367350	CYLINDER GP-BOOM	446, 446B, 446D
3367351	CYLINDER SEAL KIT	621H, 623H, 627H
3387038	CYLINDER GP-BACKHOE BUCKET	416E, 416F, 420E, 420F
3387156	CYLINDER GP-EXTENDABLE STICK -EXTENDABLE	416E, 416F, 420E, 420F, 422E, 428E, 430E, 430F, 432E, 434E, 442E, 444E
3402686	CYLINDER GP LIFT	950
3408491	SUSPENSION GP-FRONT	784C, 785C, 785D
3460643	CYLINDER GP-COUPLER	319D L, 319D LN, 320D, 320D GC, 320D L, 320D LRR, 320D RR, 320D2, 320E, 320E L, 320E LN, 320E LRR, 321D LCR, 323D L, 323D LN, 323D SA, 323E L, 324D, 324D L, 324E, 324E L, 324E LN, 329D, 329D L, 329E
3494121	CYLINDER GP-BUCKET	312E, 312E L, 314D CR, 314D LCR, 314E CR, 314E LCR, 320D, 320D L, 320D2, 320D2 L, 320E, 320E L, 320E LN, 324D, 324D L, 324E, 324E L, 324E LN, 329D, 329D L, 329E, 329E L, 329E LN
3500969	CYLINDER & SEAL GP-BOOM	324D, 324D FM, 324D L, 324E, 324E L, 324E LN, 326D L
3500972	CYLINDER & SEAL GP-BUCKET	320D, 324D, 324D L, 324E, 324E L, 324E LN, 326D L
3507157	CYLINDER GP-HOIST	793C, 793D, 793F, 793F AC, 793F CMD, 793F-XQ
3573773	CYLINDER GP-HOIST	769D, 770G, 771D, 772G
3573798	CYLINDER GP-HOIST	785B, 785C, 785D
3634158	CYLINDER & SENSOR GP-TILT	988H
3651270	CYLINDER GP-STICK	420E, 420F, 432E, 434E
3651283	CYLINDER GP-BACKHOE BUCKET	416E, 422E, 428E, 432E, 434E
3651342	CYLINDER GP-BACKHOE BUCKET	430E, 430F, 442E, 444E
3651382	CYLINDER GP-SERVO STEERING	621E, 621F, 621G, 621H, 623E, 623F, 623G, 623H, 627E, 627F, 627G, 627H, 631E, 631G, 633E II, 637E, 637G, 651E, 657E, 657G
3652880	CYLINDER GP-TILT	966H, 972H
3653007	CYLINDER GP-STICK	430E, 430F
3655556	CYLINDER GP-STEERING	14M
3701866	CYLINDER GP-STICK	365C L, 385C, 385C L, 390F L
3701940	CYLINDER GP-BUCKET	365B, 365B II, 365C, 365C L, 374D L, 374F L, 385B, 385C, 385C L, 390D, 390D L, 390F L
3704117	CYLINDER GP-BUCKET	950H, 950K, 962H, 962K, 966H, 966K, 966M, 972H, 972K, 972M
3712697	CYLINDER GP LIFT	216B, 216B3, 226B, 226B3, 247B, 247B3
3712718	CYLINDER GP-TILT	216B, 216B3, 226B, 226B3, 247B, 247B3

Part No.	Application	Equipment Model
3712751	CYLINDER GP-TILT	246C, 246D, 256C, 262C, 262C2, 262D, 272C, 272D, 272D XHP, 277C, 277C2, 277D, 279C, 279C2, 279D, 287C, 287C2, 287D, 289C, 289C2, 289D, 297C, 299C, 299D, 299D XHP
3712756	CYLINDER GP LIFT	236B, 236B3
3712760	CYLINDER GP-TILT	236B, 236B3, 242B3, 252B, 252B3, 257B3, 259B3
3752813	CYLINDER GP LIFT	420E, 430E
3764332	CYLINDER GP-BUCKET	324D, 324D L, 325D L, 326D L, 329D, 329D L, 330D, 330D L, 336D, 336D L
3764333	CYLINDER GP-STICK	330D L, 336D, 336D L
3764336	CYLINDER GP-BOOM	345C, 345C L, 345D, 345D L, 345D L VG, 349D, 349D L
3769011	CYLINDER GP-WHEEL LEAN	120G, 120H, 120H ES, 120H NA, 120K, 120K 2, 120M, 120M 2, 12G, 12H, 12H ES, 12H NA, 12K, 12M, 12M 2, 12M 3, 12M 3 AWD, 130G, 135H, 135H NA, 140G, 140H, 140H ES, 140H NA, 140K, 140K 2, 140M, 140M 2
3769012	CYLINDER GP-HYDRAULIC	345B II, 345B L, 345C L, 525B, 525C, 535B, 535C, 545, 545C, 924F, 980G, 980G II, 980H, D6R III
3769014	CYLINDER GP-TILT	914G, IT14G2
3769015	CYLINDER GP-BOOM	430E, 430F, 442E, 444E
3769016	CYLINDER GP-HYDRAULIC	950G, 950G II, 950H, 962G, 962G II, 962H, IT62G, IT62G II, IT62H
3769017	CYLINDER GP-SIDESHIFT	120G, 120H, 120H ES, 120H NA, 120K, 120K 2, 120M, 120M 2, 12G, 12H, 12H ES, 12H NA, 12K, 12M, 12M 2, 12M 3, 12M 3 AWD, 130G, 135H, 135H NA, 140G, 140H, 140H ES, 140H NA, 140K, 140K 2, 140M, 140M 2
3769018	CYLINDER GP-TILT	IT14G, IT14G2
3769019	CYLINDER GP-STEERING	515, 525
3779352	CYLINDER GP-SWING	416E, 416F, 420E, 420F, 422E, 422F, 428E, 428F, 430E, 430F, 432E, 432F, 434E, 434F, 442E, 444E, 444F, 517, 527
3790117	CYLINDER GP LIFT	420E, 428E, 430E, 432E, 442E
3799497	CYLINDER GP-STICK	345B II, 345C, 345C L, 345D, 345D L, 345D L VG, 349D, 349D L, 349E, 349E L, 349E L VG, 349F L
3802688	SUSPENSION GP-REAR	793B, 793C, 793D, 793F, 793F AC, 793F CMD, 793F-XQ
3809470	CYLINDER GP-STICK	416E, 416F, 422E, 428E
3809484	CYLINDER GP-RIPPER	D3K XL, D4K XL, D5K LGP
3809597	CYLINDER GP-BOOM	416E
3812331	CYLINDER GP LIFT	950H, 962H, IT62H
3812334	CYLINDER GP-TILT	950H, 962H
3812337	CYLINDER GP-TILT	966G, 972G
3812732	CYLINDER GP-BOOM	420E, 432E, 434E
3880400	CYLINDER & SEAL GP-BUCKET	320C, 325C
3925201	CYLINDER GP-BULLDOZER LIFT	D6K, D6K LGP, D6K XL, D6K2, D6K2 LGP
3933605	CYLINDER GP-BULLDOZER TILT	D6K, D6K LGP, D6K XL
3933606	CYLINDER GP-BULLDOZER LIFT	D5M, D5N
3933607	CYLINDER GP-TILT	D5H XL, D6M, D6N



HYDRAULIC CYLINDER SEAL KITS (CONT.)

Part No.	Application	Equipment Model
3933608	CYLINDER GP-BULLDOZER LIFT	D3K XL, D4K XL, D5K LGP
3933611	CYLINDER GP-ANGLING	D6T
3937887	CYLINDER & SEAL GP-BOOM	312D, 312D L, 312D2, 312D2 GC, 312D2 L, 312E, 312E L, 313D2, 313D2 LGP, 314D CR, 314D LCR, 314E CR, 314E LCR
3975345	CYLINDER GP-STICK	420E
3979294	CYLINDER GP-BUCKET	320D, 320D FM, 320D2, 320D2 L, 320E, 320E L, 320E LN, 320E LRR, 320E RR, 323D L, 323E L, 324D L, 325D L, 330D L, 336D L, 345C L, M325D L MH, M325D MH
3981893	CYLINDER GP-HYDRAULIC	1390, 2590, 324D, 324D L, 324D LN, 325C, 325D, 325D L, 329D L, 329D LN, 329E, 521B, 522B, 541, 541 2, 551, 552, 552 2
413665	BOOM CYLINDER GP-SEAL &	320 L, 320N
418913	CYLINDER GP-BOOM	311, 312
4157469	CYLINDER GP-STICK	308D
4157472	CYLINDER GP-BOOM	308D
4158072	CYLINDER GP-STICK	416E
4158260	CYLINDER GP-BACKHOE BUCKET	416E, 432E, 434E
4160066	CYLINDER GP-HOIST	740, D400E II
4160092	CYLINDER GP-SUSPENSION	725, 730, 735, 740
4161228	CYLINDER GP-TILT	992K
4206848	SUSPENSION GP-FRONT	773G
4388593	CYLINDER GP-STICK	24H, 24M, 446B, 446D
4389145	CYLINDER GP-STEERING	777G
4394330	CYLINDER GP-BOOM	TH355B
4401767	CYLINDER SEAL KIT	930K
4488804	CYLINDER GP-EXTENDABLE STICK	430D
4496123	CYLINDER GP-HOIST	730
4497262	CYLINDER GP-BOOM	426C, 436C
4527462	CYLINDER GP-TILT	980C, 980F
513047	CYLINDER GP-STICK	312
5U7775	CYLINDER GP-HOIST	D350E, D400E
5016692	CYLINDER GP-STICK	426F2
5016704	CYLINDER GP-BOOM	442E
5185137	CYLINDER GP-BOOM	336, 352F
5185139	CYLINDER GP-BOOM	349D2
5212973	CYLINDER GP-TILT	420F, 428F, 430F, 432F
5212974	CYLINDER GP-BACKHOE BUCKET	444F2
616858	CYLINDER GP-BOOM	311
7R0119	CYLINDER GP-HYDRAULIC	CB-534B, CP-433C, CP-563, CS-431C, CS-583
7U8075	CYLINDER GP - HOIST	D250D
7U8133	FRONT SUSPENSION CYLINDER GP	D250D, D300D
7U8423	STEERING CYLINDER GP	D300D
7U9545	CYLINDER GP-STEERING	D250B, D300B, D350E, D400E, D40D
7X2660	CYLINDER GP-TILT	943
7X2668	CYLINDER GP-TILT	227

Part No.	Application	Equipment Model
7X2669	CYLINDER GP-TILT	966R
7X2676	CYLINDER GP-LIFT	834B
7X2688	CYLINDER GP-TILT	980C, 980F, 980F II
7X2698	CYLINDER GP-LIFT	950B/950E, 950F, 950F II, 950G, 950G II, 960F, 962G, 962G II, IT62G
7X2710	CYLINDER GP-STEERING	966D, 966F II, 970F, 992C, 992D
7X2730	CYLINDER GP-LIFT	980C, R1600, R1600G
7X2742	CYLINDER GP-LIFT	988B, 988F, 988F II, R1700 II, R1700G
7X2752	CYLINDER GP-ANGLING	D3B, D3C II, D3C III, D4C III, D5C III
7X2756	CYLINDER GP-LIFT	D9N
7X2762	CYLINDER GP-STEERING	936
7X2767	BLADE LIFT CYLINDER GROUP	12G, 160G
7X2769	CYLINDER GP-BULLDOZER LIFT	D4E SR
7X2783	CYLINDER GP-STEERING	966G, 966G II, 972G, 972G II
7X2789	STABILIZER CYLINDER GROUP	931B
7X2791	CYLINDER GP-LIFT	120H, 12H NA, 140H NA, 637E
7X2805	CYLINDER GP-TILT	814F, 814F II
7X2807	CYLINDER GP-STEERING	528B
7X2825	CYLINDER GP-SCARIFIER	120G, 120H, 120H ES, 120H NA, 12G, 12H, 12H ES, 12H NA, 130G, 135H, 135H NA, 140G, 140H, 140H ES, 140H NA, 143H, 160G, 160H, 160H ES, 160H NA, 163H NA, 3116, 518C
8C5788	CYLINDER GP-HOIST	789B, 789C, 789D
8R2972	ACCUMULATOR GP-HYDRAULIC	30/30, 583T, 587R, 587T, 65, 854G, 936F, 938F, 966G, 966G II, 972G, 972G II, 980G, 980G II, 980H, 992G, DEUCE, IT38F, IT38G, PL83, PL87
8T4772	CYLINDER GP-HOIST	769D, 771D
9T0418	CYLINDER GP-COUPLER	416C, 426C, 428C, 436C, 438C, 914G, IT14G, IT14G2, IT18, IT18F, IT24F, IT28, IT28B, IT28F, IT28G, IT62G
9X6392	CYLINDER GP-STEERING	320B FM LL, 834B, 836, 988B, 988F, 988F II
900400	GROUP-HYDRAULIC KIT	GENERAL
900401	GROUP-HYDRAULIC KIT	GENERAL
900402	HYD KIT	GENERAL
900405	GROUP-HYDRAULIC KIT	GENERAL
901400	GROUP-HYD BULLDOG TYPE	GENERAL
901401	SEAL KIT-TRACK ADJUSTER	GENERAL
901402	GROUP- HYD KIT	D8K
903400	TRACK ADJUSTER SEAL KIT	D6C
903401	GROUP-HYD KIT	GENERAL
903403	GROUP-HYDRAULIC KIT	GENERAL
903404	GROUP-HYDRAULIC KIT	GENERAL
904400	GROUP-HYDRAULIC KIT	GENERAL
904404	GROUP-HYDRAULIC KIT	GENERAL
904405	GROUP-HYDRAULIC KIT	D3B, D3C
966457	CYLINDER GP BUCKET	E200B

HYDRAULIC CYLINDER SEAL KITS FOR KOMATSU®

Part No.	Application	Equipment Model
707-98-14030	STEERING CYLINDER	GD825A
707-98-26901	STEERING CYLINDER	HD465, HD605
707-98-27600	BUCKET CYLINDER	PC100, PC100L, PC120, PC128UU, PW128UU
707-98-36210	BUCKET CYLINDER	PC120, PC130, PC200, PC220, PW130
707-98-39610	SERVICE KIT PARTS	HB205, HB215, PC200, PC200LL, PC210, PC228, PC228US, PC230NHD
707-98-45220	SERVICE KIT (CYLINDER)	PC200, PC200Z, PC210
707-98-45250	SERVICE KIT (CYLINDER)	PC200, PC200CA, PC210, PC228, PC228US, PC228UU
707-98-45700	SERVICE KIT (CYLINDER)	PW200, PW210
707-98-46200	SERVICE KIT PARTS	PW200, PW210
707-98-46280	SERVICE KIT PARTS	HB205, HB215, PC200, PC210, PC230NHD
707-98-47500	SERVICE KIT PARTS	PC200, PC220, PC220LC, PC280, PC280LC
707-98-47620	SERVICE KIT (CYLINDER)	PC200, PC210, PC220, PC230, PC250
707-98-47720	SERVICE KIT PARTS	PC220, PC220LL, PC240, PC270, PC290, PC308, PC350
707-98-48610	SERVICE KIT PARTS	HB205, HB215, PC180, PC200, PC210, PC228, PC228US, PC230NHD
707-98-58200	SERVICE KIT PARTS	PC300-3, PC220-6
707-98-58230	SERVICE KIT PARTS	PC220, PC220LC, PC280, PC280LC, PC400, PC400LC
707-98-58240	SERVICE KIT PARTS	PC200, PC220, PC220LL, PC240
707-99-24120	STEERING CYLINDER	538, WA350, WA380
707-99-32140	STEERING CYLINDER	WA450, WA450L, WA470, WF450, WF450T
707-99-45220	BUCKET CYLINDER	PC200, PC228, PC228US
707-99-45230	BUCKET CYLINDER	PC200, PC200LL, PC210, PC228, PC228US, PC230NHD, PW200, PW220
707-99-45310	BLADE LIFT CYLINDER	D275A, D275AX
707-99-46130	BOOM CYLINDER	BP500, PC200, PC200SC, PC210, PC228, PC228US, PC230NHD
707-99-46600	SERVICE KIT (CYLINDER)	PC200, PC210
707-99-47570	BUCKET CYLINDER	PC200, PC210, PC220, PC220LL, PC228, PC228US, PC230, PC240, PC270LL, PC290
707-99-47660	SERVICE KIT (CYLINDER)	PC200CA, PC210, PC220, PC230, PC250, PC250HD
707-99-47790	BOOM CYLINDER	PC200, PC200LL, PC220, PC228, PC228US, PC230
707-99-50620	BOOM CYLINDER	PC220, PC220LL, PC240
707-99-57160	ARM CYLINDER	BP500, PC200, PC200LL, PC200SC, PC210, PC220, PC228, PC228US, PC230NHD, PW200, PW220

Part No.	Application	Equipment Model
707-99-57200	SERVICE KIT (CYLINDER)	PC200, PC210, PC220, PC400, PC400ST, PC410
707-99-58030	BOOM CYLINDER	PC300, PC350, PC360
707-99-58050	BOOM LIFT CYLINDER	PC240, PC270, PC270LL, PC290, PC308
707-99-58060	BUCKET CYLINDER	PC220, PC230, PC240, PC270, PC290, PC308
707-99-58070	SERVICE KIT PARTS	PC200, PC220, PC220LL, PC230, PC240, PC290, WA320PZ
707-99-58080	BOOM CYLINDER	PC300, PC300HD, PC300LL, PC340, PC350, PC350HD, PC350LL, PC360, PC380
707-99-58090	BUCKET CYLINDER	PC270, PC300, PC300HD, PC300LL, PC340, PC350, PC350HD, PC350LL, PC360, PC380
707-99-58110	BUCKET CYLINDER	PC300, PC300HD, PC310, PC350
707-99-58110	BUCKET CYLINDER	PC300, PC300HD, PC310, PC350
707-99-58210	BOOM CYLINDER	PC300, PC300HD, PC300SC, PC310, PC350
707-99-58260	SERVICE KIT	PC220, PC250
707-99-58300	SERVICE KIT	PC220, PC230, PC250HD
707-99-58320	SERVICE KIT	PC220, PC250, PC270
707-99-58350	SERVICE KIT	PC220, PC230, PC250
707-99-58360	BOOM CYLINDER	PC300, PC300SC, PC340, PC350, PC380
707-99-59610	SERVICE KIT PARTS	PC300, PC300HD, PC340, PC350, PC350HD, PC360, PC380
707-99-59620	ARM CYLINDER	PC270, PC270LL, PC290, PC308
707-99-62020	DUMP CYLINDER	WA300, WA320
707-99-62120	BUCKET CYLINDER	WA200PT, WA200PTL, WA320, WA320L
707-99-64080	BOOM CYLINDER	WA380, WA400, WA430
707-99-64410	DUMP CYLINDER	WA350, WA380
707-99-64520	DUMP CYLINDER	WA350, WA380, WD600
707-99-66210	STEERING CYLINDER	WA800, WA800L, WA900, WA900L, WD900
707-99-66240	BUCKET CYLINDER	PC300LL, PC350LL, PC390LL, PC400, PC450
707-99-66600	BLADE TILT CYLINDER	D275A, D275AX
707-99-67090	SERVICE KIT PARTS	PC1250, PC270, PC300, PC300HD, PC300LL, PC340, PC350, PC360, PC380, PC400,
707-99-67110	ARM CYLINDER	PC300, PC300HD, PC300SC, PC310, PC350
707-99-67870	SERVICE KIT PARTS	PC300LL, PC350LL, PC390LL, PC400, PC450, PC550
707-99-72300	SERVICE KIT PARTS	PC290, PC300, PC300HD, PC300LL, PC350, PC350HD, PC350LL
707-99-73140	DUMP CYLINDER	WA400, WA420, WA450, WA450L, WA470, WF450
707-99-77300	BOOM CYLINDER	PC750, PC750SE, PC800, PC800SE
878000486	LOADER CYLINDER BOOM	WB140, WB140PS, WB150, WB150AWS, WB150PS, WB150WSC, WB91R, WB93R, WB97R, WB97S



# POWERTRAIN

Power train components must endure high impact loads and frequent changes of direction and movement. CTP considers all of these demands by practicing testing procedures that simulate real-world applications. We constantly improve our techniques to ensure our customers receive quality products with the best technology at a competitive edge in a price-sensitive market. Our goal is to provide durable power train parts and maximize your machine's productivity.



## BEVEL GEARS & GEAR SETS |



### Bevel gears and gear sets are:

- ✓ **100% roll tested** against master gears to check for proper match, noise and any small imperfections that may have been created in handling or heat-treating.
- ✓ **Quench pressed** during heat treatment to minimize distortion and maximize close tolerances.
- ✓ **Grounded** with a machine that uses **diamond honing to remove most of the distortion and imperfections** created during heat treatment. Ground gears are quieter and provide longer life.
- ✓ **Shot peening and micro finishing** are used to relieve the stress created in the material of the gear during the forging, cutting and heat treating processes.

### GEARS

Part No.	Qty. Teeth	Shaft/Pinion	Application
1058735	20	N/A	824G, 824G II, 824H, 824K, 825G, 825G II, 825H, 825K, 826G, 826G II, 826H, 826K, 980G, 980G II, 980H, 980K, 980K HLG, 980M, 982M, AD30, R1700G
1122255	51	1122254	631E, 631G, 633E II, 637E, 637G
1292341	18	9C6023	545, 545C, 966G, 966G II, 966H, 966K, 966M, 966M XE, 972G, 972G II, 972H, 972K, 972M
1366551	16	N/A	950G, 950G II, 950H, 950K, 962G, 962G II, 962H, 962K, D350E II, D400E II, IT62G, IT62G II, IT62H
1399392	21	N/A	834G, 834H, 834K, 836G, 836H, 836K, 986H, 988G, 988H, 988K, AD55, AD55B, AD60, R2900G, R3000H, TH35-E81
2032273	18	N/A	928G, IT28G
2777213	51	1058586	773B, 773D, 773E, 773F, 775B, 775D, 775E, 775F
4233959	44	3564199	826G, 826G II, 980G, 980G II, 980H, 980K, AD30, R1700G
1P6265	49	9P9000	D6C, D6D
2G5768	58	1095562	12G, 130G, 140G, 160G
2K8753	11	2K8754	518, 910, 930
2K8754	20	2K8753	930
2V2006	40	1V9822	528, 613, 613B, 814, 815, 966C
2V3687	38	7V6790	980C, D35C, D35HP, D40D, D44B, D550B
2V4734	45	7V6791	834B, 988B
2V5881	40	2V5608	518, 930
2V6586	39	2V6681	824B, 825C
3T8469	31	2652109	517, 527, D4H, D4H XL, D4HTSK II, D4HTSK III, D5H, D5H XL, D5HTSK II, D5M, D6M, D6N
3V8777	40	6W1629	613C, 950B, 950B/950E, D25C, D30C, D350C, D35C, D35HP, D400
4D3898	32	2D3609	120B, 12E
4E2616	45	1004011	936F, 938F, 938G, IT38F
4K4632	53	N/A	941, 951B, 955H, D4D
4M1666	47	N/A	594, 594H, D9G, D9H
4V5393	39	4V5388	815B, 816B, 966D
5M7740	58	9P9000	977K, 977L, D6C, D6D, D6E, D6G, D6G2 LGP, D6G2 XL
6B9897	53	N/A	955C
6D0687	32	6D0708	12F, 140, 140B, 14E
6F1753	13	N/A	120B, 12E, 140, 140B
6F1754	19	N/A	120B, 12E, 140, 140B
6K5625	47	6K3674	920
6S3014	20	N/A	910, IT12B
6W2900	40	6W2899	518, 936, D250B, D300B, D300D, G936

GEARS (CONT.)

Part No.	Qty. Teeth	Shaft/Pinion	Application
7D7607	24	4D5632	631C, 631E, 633C, 637D, 637E, 769, 769C, 992
8D1858	63	8D2106	16G, 16H
8D2116	63	1095679	14G, 14H
8D3442	56	6D7712	631C, 633C
8D3669	46	8D4335	621, 621B, 621E, 621F, 621G, 621H, 621K, 623B, 623E, 623F, 623G, 623H, 623K, 623K LRC, 627B, 627E, 627F, 627G, 627H, 627K
8D6491	53	2G8872	120G
8D9472	24	N/A	12G, 130G, 140G, 160G
8D9692	16	N/A	120G
8E7860	29	6Y5946	589, D10N, D8L, D9N, D9R
8K0042	16	N/A	824B, 824C, 825C, 826C, 980B, 980C, 980F, 988
8K5991	20	N/A	930
8K6015	47	6K2159	613, 613B, 950
8K9661	55	N/A	951B, 955K, 955L, D4D, D4E, D4E SR
8P1183	47	8P1182	D5, D5B, D5E
8P6241	29	3T1789	589, D8L, D9L, D9N
8R1704	16	8R1703	515, 525, 730, 730C, 735, 936F, 938F, 938G, 938G II, 950 GC, 950F, 950F II, 950G, 960F, 962G, D300E II, D350E II, IT38F, IT38G, IT38G II, R1300, R1300G, R1300G II
8R1705	16	8R1703	918F, 924F, 924G, 924GZ, 924H, 924HZ, 928G, 928H, 928HZ, 930G, IT18F, IT24F, IT28F, IT28G
8R2019	16	1392278	834B, 836, 988B, 988F, 988F II, R2900
8R8121	42	8R8120	928F, 928G, 928H, 928HZ, IT18F, IT28F, IT28G
8R8335	45	9C8669	814F, 814F II, 966F, 966F II, 970F
8R8738	16	8R8739	966F, 966F II, 970F
8R9215	44	1120742	950F, 950F II, 950G, 950G II, 950H, 950K, 960F, 962G, 962G II, 962H, 962K, IT62G, IT62G II, IT62H
8V2797	16	8V3134	936, D250B, D300B, G936
8V3135	16	8V3134	950B, 950B/950E, 966C, D25C, D30C, D350C, D35C, D35HP, D400
8V3136	16	N/A	916, 920, IT28
8V3846	16	N/A	
8W9149	24	8W9151	651E, 657E, 657G, 776C, 776D, 777B, 777D, 777F, 777G, 993K
9C4985	42	1052091	918F, 924F, IT18F, IT24F
9C6017	16	9C6016	814B, 815B, 966D, 966F
9C8205	40	9C8204	528, 613C, 613C II, 613G, 950B, 950B/950E, D25C, D25D, D300E, D350E, D40D
9C8219	46	9C8218	814B, 815B, 816B, 966D, 966F, 966G, D25D, D350E, D400E, D40D
9C8277	38	9C8276	980C, 980F
9C9748	16	9C6016	545, 814F, 814F II, 815F, 815F II, 816F, 816F II, 966F, 966F II, 970F, R1600, R1600G, R1600H
9G9174	11	N/A	D6H, D6R, D6R II
9H1918	49	N/A	583H, 583K, D8H, D8K
9K0322	54	N/A	941, D4D, D4E
9K3413	43	4K6212	528, 966C
9P1925	35	9W5150	572R, 572R II, 578, 583R, 587R, 587T, D6H, D6H II, D6H XL, D6H XR, D6R, D6R II, D6R III, D6R STD, D6T, D6T LGP, D6T LGPPAT, D6T XL, D7H, D7R, D7R II, D7R XR, PL87
9R2487	16	N/A	416, 416B, 416C, 416D, 420D, 424D, 426, 426B, 426C, 428, 428B, 428C, 428D, 430D, 432D, 436C, 438C, 438D, 442D, 446, 446B, 446D, CP-563, CS-533, CS-533C, CS-533D, CS-563C
9R2488	16	9R2479	416, 416B, 416C, 416D, 420D, 424D, 426, 426B, 426C, 428, 428B, 428C, 428D, 430D, 432D, 436C, 438C, 438D, 442D, 446, 446B, 446D, CP-563, CS-533, CS-533C, CS-563C
9S9541	49	9W0551	D6C, D6D, D6E SR, D6F SR, D6G SR
9U0466	45	9U0465	834B, 988B
9V9833	49	6W8267	992C, 992D

GEAR SETS

Part No.	Set Ratio	Application
1075608	14/29	416C, 416D, 420D, 424D, 426C, 428C, 428D, 432D, 436C, 438C, 438D, 442D
1120739	14/44	950G II, 950H, 962G II, 962H, 962K
1189117	9/37	416C, 416D, 420D, 424D, 426C, 428C, 428D, 432D, 436C, 438C, 438D, 442D, 446B, 446D
1381640	13/40	924G, 924GZ, 924H, 924HZ
1616479	7/31	TH62, TH63, TH82, TH83
1616481	7/31	TH62, TH63, TH82, TH83
2032273	15/42	928G, IT28G
2032756	14/42	928H, 928HZ, IT28G
2198807	11/36	TH220B, TH330B, TH340B, TH350B, TH355B
2295625	11/32	902, 906, 908
2295626	11/32	902, 906, 908
2652109	15/31	517, 527, 561M, 561N, D5M, D5N, D5R LGP, D6M, D6N, D6N LGP
4790974	13/37	434E
9R2479	10/35	416, 426
9R5241	9/37	416C, 416D, 420D, 426C, 428, 430D, 436C
9R8035	19/33	416B, 426B, 436B
9R9399	10/31	416B, 426B
9R9444	11/43	416B, 426B, 428B
9R9445	15/31	416B, 426B, 428B

CARRIERS I



Part No.	Application
1043133	589, D9N, D9R, D9T
1060713	D5R LGP, D6M, D6N, D6N LGP
1067099	589, D10N, D10R, D10T, D10T2, D8L, D9N, D9R
1085621	517, 527, D5R LGP, D6M, D6N, D6N LGP
1107058	320B, 322B L, 325 L, 325B, 325B L
1107059	320B, 322B L, 325 L, 325B, 325B L
1107209	320B, 322B L, 325 L, 325B, 325B L
1107228	330B, 330B L
1107243	330B, 330B L
1127307	528B, 530B, 735, 814B, 815B, 816B, 966D, 966F, D25C, D25D, D30C, D350C, D350E, D350E II, D35C, D35HP, D400
1127308	589, 834B, 834G, 834H, 834K, 836, 836G, 836H, 836K, 986H, 988G, 988H, 988K, AD30, D350E, D350E II, D400E, D9N, D9R, D9T, R2900, R2900G, R3000H
1128041	814B, 814F, 815B, 815F, 816F, 966D, 966F, 966F II, 966G, 966G II, 970F, 972G, 972G II, 972H, 972M, 980C, 980F, 980F II, D6H, D6H XL, D6H XR, D6R, D6R II, D6R III, D6R STD, D6T, D6T LGP, D6T LGPPAT

Part numbers are used for reference purposes only.

Part No.	Application
1128042	572R, 572R II, 578, 583R, 814F, 814F II, 815F, 815F II, 816F, 816F II, 972H, 972K, 980F, 980F II, 980G, 980G II, 980H, 980K, 980M, D7H, D7R, D7R II, D7R XR, D8N, R1600, R1600G, R1600H, R1700 II, R1700
1293046	824G, 824G II, 824H, 824K, 980G, 980G II, 980H, 980K, 980K HLG, 980M, AD30, R1700G
1294300	966G, 966G II, 966H, 966K, 972G, 972G II, 972H, 972K, IT38G II
1484637	318C, 318E L, 319C, 319D, 319D L, 319D LN, 320C, 320C FM, 320C L, 320D, 320D FM, 320D FM RR, 320D GC, 320D L, 320D LN, 320D LRR, 320D RR, 320D2, 320D2 GC, 320D2 L, 320E, 320E L, 320E LN, 320E LRR
1620270	988B, 988F
1864117	416B, 416C, 416D, 420D, 424D, 426C, 428B, 428C, 428D, 430D, 432D, 436C, 438C, 438D, 442D, CS-531C, CS-531D, CS-533C, CS-533D, CS-563C, CS-563D, CS-573C, CS-573D, CS-583C, CS-583D
1912571	320C, 320C FM, 320D, 320D FM, 320D FM RR, 322C, 322C FM, 323D LN, 323D SA, 323E L, 324D, 324D L, 324D LN, 324E, 324E L, 324E LN, 325C, 325C FM, 325D, 325D L, 325D MH, 326D L, 329D, 329D L, 329D LN,
1912578	318C, 318E L, 319C, 319D, 319D L, 319D LN, 320C, 320C FM, 320C L, 320D, 320D FM, 320D FM RR, 320D GC, 320D L, 320D LN, 320D LRR, 320D RR, 320D2, 320D2 GC, 320D2 L, 320E, 320E L, 320E LN, 320E LRR
1912678	322C, 322C FM, 324D, 324D L, 324D LN, 324E, 324E L, 324E LN, 326D L
1912686	320C, 320C FM, 320D, 320D FM, 320D FM RR, 322C, 323D LN, 323D SA, 323E L, 325C, 325C FM, 325D, 325D L, 325D MH, 329D, 329D L, 329D LN, 329E, 329E L, 329E LN
2094159	902, 906, 906H, 906H2, 907H, 907H2, 908H, 908H2, TH210, TH215
2105924	414E, 416D, 416E, 416F, 420D, 420E, 420F, 422E, 422F, 424D, 428D, 428E, 428F, 430D, 430E, 430F, 432D, 432E, 432F, 442D, 442E, 450E, 450F, TH220B, TH330B, TH340B, TH350B, TH355B
2105943	416D, 416E, 416F, 420D, 420E, 420F, 422E, 422F, 424D, 428D, 428E, 428F, 430D, 430E, 430F, 432D, 432E, 432F, 442D, 442E, 450E, 450F, TH220B, TH330B, TH340B, TH350B, TH355B
2161601	414E, 416E, 416F, 420E, 420F, 422E, 422F, 428E, 428F, 430E, 430F, 432E, 432F, 434E, 434F, 442E, 444E, 444F, CP-533E, CP-54B, CS-533E, CS-54, CS-54B, CS-563E, TH460B
2676799	320D, 320D FM, 320D FM RR, 322C, 323D LN, 323D SA, 323E L, 324D, 324D L, 324D LN, 324E, 324E L, 324E LN, 325C, 325D, 325D L, 325D MH, 326D L, 329D, 329D L, 329D LN, 329E, 329E L, 329E LN,
2698417	16M
3208565	TH414C
4248845	16M
1M4153	594, 594H, D8H, D8K, D9G, D9H
1T1481	936, 950B, 950B/950E, 950F, 966R, G936
1V1409	910, 920
1V2281	518, 613, 613B, 950
1V3335	518, 930
2P4408	518, 528, 920, 930, 941, 951B, D4D, D4E
2V5722	528B, 530B, 735, 814B, 815B, 816B, 966D, 966F, D25C, D25D, D30C, D350C, D350E, D350E II, D35C, D35HP, D400
3P0298	120G, 12G, 130G, 140G, 160G
3P0306	120G, 12G, 130G, 140G, 160G
3P0862	14G, 14H, 14H NA, 16G, 16H, 16H NA

Costex Tractor Parts Copyright © 2023. All rights reserved.



CARRIERS (CONT.)

Part No.	Application
3P1609	14G, 14H, 14H NA, 16G, 16H, 16H NA
3P2415	824C, 824G, 824G II, 824H, 824K, 825G, 825G II, 825H, 825K, 826C, 826G, 826G II, 826H, 826K, 834B, 836, 980C, 980F, 980F II, 980G, 980G II, 980H, 980K, 980K HLG, 980M, 982M, 988B, 988F, 988F II
3P3775	589, 834B, D400, D44B, D550B, D9L, D9N
3T3294	D10N, D10R, D10T, D10T2, D9L
4E2166	515, 518C, 525, 936F, 938F, 938G, 938G II, IT38F, IT38G, IT38G II
4S5940	814, 950, 955K, 955L, 966C, D5B
4S5980	
4V5237	611, 615, 615C, 735, 735B, 740, 740B, 816B, 966G, D25D, D400E, D400E II, D40D, R1600, R1600G, R1600H
4V8541	518, 528, 613C, 613C II, 613G, 730, 730C, 950B, 950B/950E, D300E, D300E II, R1300, R1300G, R1300G II
4V9823	916, CS-643, IT18B
5M7875	14E, 572G, 977K, 977L, D6C, D6D, D6E, D6G, D6G2 LGP, D6G2 XL, D7F, D7G, D7G2
5S0887	920, 930, 941, 951B, D4D
5S0889	518, 528, 920, 930, 941, 951B, D4D, D4E
5S4493	814, 950, 955K, 955L, 966C, D5, D5B
5S7023	814, 950, 955K, 955L, 966C, D5, D5B
5V6177	508, 518, 936, D250B, D300B, D300D, G936
6C0739	215, 215B, 215C
6G7213	120G, 120H, 120H ES, 120H NA, 120K, 120K 2, 135H, 135H NA
6G7214	
6I8309	631E, 631G, 633E II, 637E, 637G, 657E, 657G
6P0748	910, 916, 926, 926A, 931B, 931C, 931C II, 933, D3C, D3C III, D4B, D4C, D4C III, IT18B, IT28
6S3011	910
6T0275	926, IT28, IT28B
6T3726	89, 834B, AD30, D350E, D350E II, D400, D400E, D44B, D550B, D9L, D9N, D9R, D9T, R2900, R2900G, R3000H
6Y1336	583T, 587R, 587T, D8N, D8R, D8R II, D8T, PL83, PL87, PM-201, PM-465, PM-565B
6Y1604	980C, 980F, 980F II
6Y2109	936, 936F, 950B, 950B/950E, 950F, 950F II, 950G, 950G II, 950H, 950K, 960F, 962G, 962G II, 962H, 962K, 966C, 966H, 966K, 966M, G936, IT62G, IT62G II, IT62H, R1300, R1300G, R1300G II
6Y4819	578, 814B, 814F, 815B, 815F, 816F, 966D, 966F, 966F II, 966G, 966G II, 970F, 972G, 972G II, 972H, 972K, 972M, D6H, D6H XL, D6H XR, D6R, D6R II, D6R III, D6R STD, D6T, D6T LGP, D6T LGPPAT, D6T XL, D7H
6Y4846	572R, 572R II, 583R, 583T, 587R, 587T, D7H, D7R, D7R II, D7R XR, D8N, D8R, D8R II, D8T, PL83, PL87
6Y7879	950F II, 950G, 950G II, 950H, 950K, 960F, 962G, 962G II, 962H, 962K, 966C, IT62G, IT62G II, IT62H, R1300G II
7G4589	980C, 980F, 980F II
7G5444	561M, 561N, 936, 936F, 950B, 950B/950E, 950F, 950F II, 950G, 950G II, 950H, 950K, 960F, 962G, 962G II, 962H, 962K, 966C, 966H, 966K, 966M, 966R, D4H XL, D4HTSK III, D5H, D5H XL, D5HTSK II, D5M, D5N
7G5445	613C, 613C II, 613G, 936, G936
7G5684	572R, 572R II, 578, 583R, D6R, D7H, D7R, D7R II, D7R XR

Part No.	Application
7G7218	572R, 572R II, 578, 583R, 814B, 814F, 814F II, 815B, 815F, 815F II, 816F, 816F II, 966D, 966F, 966F II, 966G, 966G II, 970F, 972G, 972G II, 972H, 972K, 972M, 980C, 980F, 980F II, 980G, 980G II, 980H
7G8211	589, 824C, 824G, 824G II, 824H, 824K, 825G, 825G II, 825H, 825K, 826C, 826G, 826G II, 826H, 826K, 980G, 980H, 980K, 980K HLG, 980M, 982M, D8L, D9N
7I7728	1090, 1190, 1190T, 1290T, 1390, 2290, 2390, 2391, 2491, 2590, 322 FM L, 322B L, 322B LN, 322C, 322C FM, 324D, 324D FM, 324D FM LL, 324D L, 324D LN, 324E, 324E L, 324E LN, 325B, 325B L, 325C, 325C FM
7K1848	815, 966C
7T1124	589, D8L
7T2531	572R, 572R II, 578, 583R, D6R, D7H, D7R, D7R II, D7R XR
7T3365	D8N, R1600, R1600G, R1600H, R1700 II, R1700G
7T8170	926, 939, D4H, D4HTSK II, D5C, D5C III, IT28
7Y0228	325, 325 LN
7Y0241	325, 325 LN
7Y0242	325, 325 LN
7Y0643	325 L, 328D LCR, 330, 330 FM L, 330 L, 330C L, 330D, 330D L, 330D LN, 330D MH, 336D, 336D L, 336D LN
7Y0645	325 L, 325C, 328D LCR, 330, 330 FM L, 330 L, 330B, 330B L, 330C, 330C FM, 330C L, 330C MH, 330D, 330D L, 330D LN, 330D MH, 336D, 336D L, 336D LN
7Y0731	325 L, 325C, 328D LCR, 330, 330 FM L, 330 L, 330C, 330C FM, 330C L, 330C MH, 330D, 330D L, 330D LN, 330D MH, 336D, 336D L, 336D LN
7Y1238	322 FM L, 322B L, 322B LN, 325, 325 L, 325 LN, 325B, 325B L, 330D FM, 345B II, 345B II MH, 345B L, 345C, 345C L, 345C MH, 345D, 345D L, 345D L VG, 349D, 349D L, 349E, 349E L, 349E L HVG, 349E L VG
7Y1432	315C, 315D L, 318B, 318C, 318E L, 319C, 319D, 319D L, 319D LN, 320 L, 320B, 320C, 320C FM, 320C L, 320D, 320D FM, 320D GC, 320D L, 320D LN, 320D LRR, 320D RR, 320D2, 320D2 GC, 320D2 L, 320E, 320E L
7Y1433	315C, 315D L, 318B, 318C, 318E L, 319C, 319D, 319D L, 319D LN, 320 L, 320B, 320C, 320C FM, 320C L, 320D, 320D FM, 320D GC, 320D L, 320D LN, 320D LRR, 320D RR, 320D2, 320D2 GC, 320D2 L, 320E, 320E L
7Y1751	320 L, 320B, 320B L, 320N, 321B
7Y1752	320 L, 320B, 320B L, 320N, 321B
7Y1771	320 L, 345B, 345B L
7Y1774	320 L, 345B, 345B L
8D2532	14G, 14H, 14H NA
8D3591	12G, 12H, 12H ES, 12H NA, 12K, 130G, 140G, 140H, 140H ES, 140H NA, 140K, 140K 2, 143H, 160G, 160H, 160H ES, 160H NA, 160K, 163H, 163H NA
8E2974	980F, 980F II, 980G, 980G II, 980H, 980K, 980M
8E4024	910, 916, 931B, 931C, 931C II, 933, D3C, D3C III
8E4589	910, 916, 926, 931B, 931C, 931C II, 933, D3C, D3C III, D4C, D4C III, IT18B, IT28B
8G6335	953, 953B
8G7133	963, 963B
8M8677	14E, 572G, 977K, D6C, D6D, D6E, D6G, D6G2 LGP, D6G2 XL, D7F, D7G, D7G2
8P5777	980C, 980F, 980F II, 980G, 980H, 980K, 980M
8P5778	980C, 980F, 980F II, 980G, 980G II, 980H, 980K, 980M
8R2198	928F, 928G, 928H, 928HZ, IT18F, IT28F, IT28G

CARRIERS (CONT.)

Part No.	Application
8R2537	918F, 924F, 924G, 924GZ, 924H, 924HZ, 924K, IT18F, IT24F
8R4571	950F, 950F II, 950G, 950G II, 950H, 950K, 960F, 962G, 962G II, 962H, 962K, IT62G, IT62G II, IT62H
8R4821	824C, 980C, 980F, 980F II, AD40, AE40, D40D, R1700 II
8S9070	D7F
9C6027	814F, 814F II, 815F, 815F II, 816F, 816F II, 966F, 966F II, 970F, D6R
9D8794	772, 772B, 773B, 773D, 773E, 775B, 775D, 775E
9G1490	561M, 561N, 936, 936F, D4H XL, D4HTSK III, D5M, D5N, G936
9G1491	950B, 950B/950E, 950F, 950F II, 950G, 950G II, 950H, 950K, 960F, 962G, 962G II, 962H, 962K, 966C, 966H, 966K, 966M, 966R, D5H, D5H XL, D5HTSK II, IT62G, IT62G II, IT62H, R1300, R1300G, R1300G II
9G9175	D6H, D6H II, D6H XL, D6H XR, D6R, D6R II, D6R III, D6R STD, D6T, D6T LGP, D6T LGPPAT, D6T XL
9K1759	528, 814, 815, 966C
9P3468	589, D8L, D9N, D9R, D9T
9P3663	594H, D8K, D9H
9P3731	966D, 966F, 966F II, 966G, 966G II, 970F, 972G
9P8451	120G, 12G, 130G, 140G, 160G
9W0517	517, 527, 950B, 950B/950E, 950F, 950F II, 950G, 950G II, 950H, 950K, 960F, 962G, 962G II, 962H, 962K, 966C, 966H, 966K, 966M, D5H, D5H XL, D5HTSK II, D6M, IT62G, IT62G II, IT62H, R1300, R1300G, R1300G
9W3605	615, 615C, 814B, 814F, 815B, 815F, 816F, 966D, 966F, 966F II, 970F, D250B, D250E, D25C, D300E, D6H, D6H XL, D6H XR, D7H, D8N, R1600, R1600G, R1600H, R1700 II, R1700G
9W4949	950B, 950B/950E, 950F, 950F II, 966R, R1300, R1300G
9W4957	936, 936F, G936
9W6046	926, 939, D4H, D4HTSK II, D5C, D5C III, IT28B
9W7839	D6H, D6H XL, D6H XR, D6R, D6R II, D7H, D7R II, D8N
9W9392	583T, 587R, 587T, D8N, D8R, D8R II, D8T, PL83, PL87
9W9396	D8N, D8R



CARRIERS FOR KOMATSU®

Part No.	Application
207-26-71570	PC220LL, PC270LL, PC300, PC300HD, PC340, PC350, PC350HD, PC360, PC380, PC390
20Y-26-21150	PC200, PC200Z, PC210, PC220, PC228UU, PC230, PC240
20Y-27-21140	PC100L, PC200, PC210, PC220, PC230, PC240
20Y-27-21153	CD110R, PC100L, PC200, PC210, PC220, PC230, PC240, PC300, PC300SC, PC340, PC350, PC380
20Y-27-22170	BP500, BR200J, BR200S, BR200T, BR250RG, BR300J, BR300S, BR310JG, BR350JG, BR380JG, COOLANT, CS360, CS360SD, PC100L, PC160, PC180, PC200, PC200CA, PC300, PC600, PC650, PC700

Part numbers are used for reference purposes only.

DRUMS I



CLUTCH SYSTEM APPLICATION

Part No.	Application
2M6984	594, D9G
2P9037	D8K
2S3443	D6, D6C, 977L
3T1899	D6D, D6E
3T1900	D5B
3T1921	D7G
5G8708	D3C, D4B, D4C, D4D
5S6796	D7F, D7G
6S3398	D3/B, 931/B/C
7M5002	D5, D6, D6B, 561
8H1174	D4/D, 941B, 951, 955/C
8P6495	D6C, D6E
9S7187	D7, D7F
9W6358	955, 955C

FINAL DRIVE SYSTEM APPLICATION

Part No.	Application
2B8824	D4C, D4D, 941B, 951
2P9038	D8K, D9K
2S7603	D6C, 977K
3T1898	D6E, D6G
4K1328	966C
4K6736	966, 966C
5K4444	980, 980B
5M1998	D7, D7E, D7G
7B5088	D5, D6B, D7, 977
7K8237	D4D, 941, 950, 951B, 951C
8H2434	D6C, D6E
8P0203	955, 955C
0941509	320, 320C, 320C L, 320L, 320N, 345B, 345B L
7Y0223	320B, 320B L, 320C, 320C L, 325B
7Y0225	320/B/B L, 320C/C L, 320N, 322/C/C L/L, 325/C/L
7Y1646	320, 320L, 320N
7Y1775	320, 320L, 320N

BRAKE SYSTEM APPLICATION

Part No.	Application
1751928	627F, 3406B
1H8937	D6C LGP, 561, 977, 3306
2D1345	12, 12E, 120, 140
4V6040	816B, 966D, 966E, 3306
8V6390	966D/E

Costex Tractor Parts Copyright © 2023. All rights reserved.



# SPIDER UNIVERSAL JOINTS



Part No.	Description	Engine Model Application
518	9C0397	SPIDER A
518	9C0398	SPIDER A
518	9K1971	SPIDER A
518	9K1976	SPIDER A
528	9K3969	SPIDER A
992	6S0706	SPIDER & BEARING
120B, 140B	2D2978	SPIDER A
120B, 140B	2D3765	SPIDER A
120G, 120H, 12G	5T8739	SPIDER A
120G, 140G	5Y0767	SPIDER & BEARING
12F, 12G, 140G	8D1508	SPIDER A
12F, 14E	6D2529	SPIDER A
12G, 16G, 834B	8K6042	SPIDER A
140B, 120B	2Y4277	SPIDER & BEARING
350B, 944, 988F, D7	6H2577	SPIDER A
416, 426	9R8715	SPIDER A
416C, 416D, 420	1179887	SPIDER KIT
432D	1388527	SPIDER
515, 528, 950B	7V4077	SPIDER A
518, 926	8V6435	SPIDER A
518C	5V7199	SPIDER A
561D	1K9467	SPIDER A
571G, 772	5V1168	SPIDER & BEARING
613B	7J5242	SPIDER A
613B	7J5245	SPIDER & BEARING
613B	7J5251	SPIDER & BEARING
637G, 773G, 775G, 794, 990	9C3095	SPIDER & BEARING
725, 730, 735, 740, D25	2T3013	SPIDER G
740, 777D/F/G	1725235	SPIDER GP
775B	8Y0809	SPIDER GP
814B, 814F, 815	7V3842	SPIDER & BEARING
854G	8R7036	SPIDER G
924F/G, 928G	1168540	SPIDER & BEARING
928G	1168539	KIT-SPIDER
928H, 930G	1934640	SPIDER & BEARING

Part No.	Description	Engine Model Application
928H, 930G, 930K	1912226	SPIDER & BEARING
930R, D5B	5Y0154	SPIDER A
950F, 938G	4E9324	SPIDER G
950H/K, 962H, 966G	1258810	SPIDER GP
966, 966C, 814	7K0442	SPIDER A
966C, 966R	2V7153	SPIDER A
980K, 980G	1744643	SPIDER KIT
980K/G	1730888	SPIDER
988H, 854K	1060933	SPIDER G
BP	6I0263	SPIDER A
D4, D6, 933, 977	5M0800	SPIDER
D4B	6S6902	SPIDER A
D6G	1S9670	SPIDER A
D7,D8, 938, 988	6H2579	SPIDER A
D8, D9, 980, 988	9V7710	SPIDER ASSY
G936	9C8367	SPIDER A
M316C, M317F, M318D, M322C	8U5853	SPIDER & BEARING
Motor Grader N. 16	4D8212	SPIDER & BEARING
TH417C, TH220B, 450E, 450F	2198794	SPIDER KIT

## TRANSMISSION SEAL RINGS



### CTP Transmission seals feature:

- ✓ Resistance to extreme temperatures of up to 480°F (250°C)
- ✓ Continuous 24/96 hrs. (%) Water Absorption for 5,000/20,000 hrs.
- ✓ Its continuous exposure to hot water or vapor does not alter its essential properties
- ✓ 30% glass-reinforced lowers its expansion and increases its flexibility
- ✓ Vapor and corrosion resistance

Part No.
1T1355
1T1356
6G6274
6G6275
6P7985
6Y5793
6Y5888
6T0248
7G2830

Part No.
7G4822
7G9922
8E5268
8G2194
8P4922
9P7118
9W6990
9W6991

## TORQUE CONVERTOR STATORS



Torque Converters are an essential part of your automatic transmission. They not only allow your vehicle to come to a complete stop without stalling the engine, but also provide more torque when accelerating out of a stop, ultimately, giving you more control over your machine's movements. Stators are located at the center of the Torque Converter. They redirect the fluid returning from the turbine before it hits the pump again, increasing the efficiency of the Torque Converter.

Part No.	Description	Machine Application
1480885	STATOR	773B/D, 775D
1T0538	STATOR A	924F, 926
1T0708	STATOR	637, 977K/L, 980, 983
1T1331	STATOR	814, 815, 950F, 960F
1T1397	STATOR	926, D3C, D5C
1T1804	STATOR A	IT28G, 924F, 928G
1T1981	STATOR A	D4H, 517, 518
1T1991	STATOR A	518, 561H, 613C
1T2052	STATOR A	D6H, D7F, D8N
6Y1090	STATOR	966F, 970F, 972H
6Y3151	STATOR	950G, 962H
7T4753	STATOR	527, D5H
8E3726	STATOR	992C, 988F, 836
8P9266	STATOR	D8L, D9L, D10N
9P9517	STATOR	966D, 966E, 966F
9W4702	STATOR	980C, 980G, 980K, 988B

## TORQUE CONVERTOR IMPELLERS



Application	Impeller Part No.	Torque Converter Part No.	Turbine Part No.
518	1T1691	1T1984	1T0020
637	1T0901	1T0910	1T0662

Part numbers are used for reference purposes only.

Application	Impeller Part No.	Torque Converter Part No.	Turbine Part No.
814	1T1051	1T1025	1T1053
916	1T1447	1T1449	1T0079
920	1T0841	1T0855	1T0842
930	1T0851	1T0865	1T0020
936	1T1647	1T1503	1T0020
518, 815	1T0406	1T1984	1T0020
613C, 966C	1T1627	N/A	N/A
615C	8P0961	6T1882	8P0953
769C	1T0781	1T1424	1T0782
834B	9W1566	9W1562	2P4470
926L, IT18B	1T1446	1T1448	1T0079
928F	1T1494	1T1949	1T1805
934B	3T5419	3T5227	2P4470
938F	1T1727	1T1950	1T1805
941, 951B/C	1T0018	1T0760	1T0020
950B	1T1438	1T1735	1T1480
950F, 960F	1T1840	1T1841, 1T1939	1T1053
960F	1T1953	1T1939	1T1053
962G, IT 38H	6Y1085	1163825	6Y3149
966D	8P0957	7T7883	8P0953
966D	8P0960	6T1169	8P0953
970F	8E9972	1447659	6Y1089
977K/L, 980B	1T0709	1T1010	1T0662
980C	6P6927	9W6273	2P5680
980F	9W6433	9W6273	N/A
988B	9W1567	9W1564	N/A
988B-3408	3T5102	9W1564	2P5680
D3B, D5, D6C	1T0051	1T0930	1T1993
D4D	1T0022	1T1619	1T0020
D5, D6H, 977H	1T0699	1T1787	1T1993
D5H	7T4754	7T4308	7T4754
D6M, 527, 938G, 966F	6Y1084	1463328	6Y3149
D8, D8H	1T0633	1T0670	1T0221
D8L, D9L, D9N	9P6476	9P4888	8P9265
D9H	1T1399	1T0611	1T0611
D9L, D10N, 988G	9P6477	9P7116	9P9265

Other part no. not included in the list are available. Please contact your sales representative if you have any questions. Part Numbers are used for reference purposes only.

## FINAL DRIVE FOR EXCAVATOR



Part No.	Description	Application
3363985	FINAL DRIVE GP	305.5
2081145	MOTOR GP	304CR

Costex Tractor Parts Copyright © 2023. All rights reserved.

FINAL DRIVE FOR EXCAVATOR (CONT.)

Part No.	Description	Application
1484567	DRIVE ASSY	307B
1484736	DRIVE GP	307C
1026947	DRIVE ASSY	E70B

## FINAL DRIVE & SWING COMPONENTS



Planetary drive gears must withstand the high forces of torque generated by the engine and transfer these loads to move the equipment. All CTP swing gears and final drive gears are manufactured to precise tolerances for reliable operation. The manufacturing method includes a heat treatment process that increases bending strength, prevents case crushing and provides exceptional wear resistance for a long service life.

Part No.	Description	No. of Teeth	Use per Machine	Machine
1484632	GEAR-SUN	23	1	318C, 319C, 320C/D/E, 321C
1484732	GEAR-SUN	20	1	318C/E, 319D, 320C/D/E, 321C/D, 323D/F
1484733	GEAR-PLANET	25	3	318C/E, 319C/D, 320C/D/E, 321C/D/E
616583	GEAR-SUN	13	1	318C/E, 319C/D, 320C/E, 322/B, 323D/E/F
616585	GEAR-PLANET	44	3/6/12	318C/E, 319C/D, 320C/E, 322/B, 323D/F
1484633	GEAR-PLANET	25	3	318C/E, 319D, 320C/D/E, 321C/D, 323D/F
7Y1427	GEAR-SUN	14	1	320/B/B L, 320B N, 320 N
7Y1428	GEAR-PLANET	32	3	320/B/B L, 320B N, 320 N
7Y1631	GEAR-RING	N/A	1	320/B/B L, 320B N, 320 N
7Y1431	GEAR-PLANET	30	3	320/B/B L, 320B N, 320C/C L, 322/L
1275969	GEAR-SUN	23	1	320/B/B LN/B N/N
7Y1430	GEAR-SUN	17	1	320, 320C
1275970	GEAR-PLANET	25	3	320, 320L, 320N
7Y1643	GEAR-SUN	23	1	320, 320L, 320N
7Y1644	GEAR-PLANET	25	3	320, 320L, 320N
7Y1755	GEAR-RING	73	1	320, 320L, 320N
1484715	GEAR-COUPPLING	55	1 or 2	320, 320L, 320N
1107049	GEAR-SUN	24	1	320B, 322B, 325, 325B
1107051	GEAR-SUN	23	1	320B, 322B, 325, 325B
1107056	GEAR-PLANET	23	3	320B, 322B, 325, 325B
1107053	GEAR-PLANET	23	3	320B, 322B, 325/B, 365B
1107055	GEAR-RING	66	1	320B, 322B, 325/B

Part No.	Description	No. of Teeth	Use per Machine	Machine
7Y0213	GEAR-PLANET	21	3	320B/N, 322B, 325B
7Y0219	GEAR COUPLER	58	1	320B/N, 322B, 325B
7Y0999	GEAR-RING	70	1	320B/N, 325
1695593	GEAR-PLANET	23	3 or 6	320C/D, 322C, 323D, 324D, 325C/D
1695589	GEAR-SUN	24	2	320C/D, 322C, 323D, 324D/E, 325C/D
1695592	GEAR-PLANET	23	3	320C/D, 322C, 323D/E, 324D, 325C/D
1912684	GEAR-PLANET	21	3 or 6	320C/D, 322C, 323D/E, 325C/D, 329D/E
1912683	GEAR-SUN	20	1 or 2	320C/D, 322C, 323D/E, 325C/D, 330F
7Y0221	GEAR-PLANET	23	4	320N
7Y0224	GEAR-PLANET	25	3	320N
7Y0674	GEAR-SUN	23	1	322, 325, 330
1107050	GEAR-SUN	23	1	322BL, 325BL
1912676	GEAR-RING	72	1 or 2	322C
1912675	GEAR-PLANET	20	3 or 7	322C, 324D, 326D/F
7Y0673	GEAR-RING	73	1	325C, 328D, 330C/D
7Y0676	GEAR-PLANET	24	3	325C, 328D, 330C/D
1107216	GEAR-SUN	24	1	325L, 325B
1107233	GEAR-PLANET	26	3	330, 330B
7Y0659	GEAR-PLANET	22	3	330/B/C/D
7Y0663	GEAR-PLANET	20	3	330/B/C/D
1107231	GEAR-SUN	18	1	330B/C/C L/D
1107232	GEAR-SUN	18	1	330B/L

## EXCAVATOR GEARS



Part No.	Description	Application
1141414	GEAR GP-BR	215, 320B, 320BL
2003645	GEAR GP-BR	345B
2276081	GEAR GR - SWING BEARING	320C, 320D, 320CL
2276082	GEAR GP-BR	320C, 320D, 323D
2276087	GEAR GR - SWING BEARING	325C, 225D
2276089	GEAR GR - SWING BEARING	330C/C L, 330D/D L, 336D
2276094	GEAR GP-BR	345BII
2291077	GEAR GP-BR	312C, 312CL
2316854	GEAR GR - SWING BEARING	325B
5C0451	GEAR GR - SWING BEARING	215, 215B
7Y0745	GEAR GR - SWING BEARING	325, 325L
7Y1563	GEAR GP - SWING BEARING	320L, 320N
7Y1565	GEAR GP - SWING BEARING	320, 320L, 320N
8K4127	GEAR GR - SWING BEARING	225, 225D, 229

## GASKETS & SEALS



Part numbers are used for reference purposes only.

## MANUFACTURING

At CTP we manufacture gaskets from materials that are engineered to withstand the high pressures and temperatures of today's Diesel engines. As an engine gasket supplier, we are now an Interface Solutions Inc. Certified Partner producing and assembling gaskets and kits with materials that are 100% asbestos-free and 100% Solvent Free. Ultimately, we provide parts with the highest quality standards in our state-of-the-art manufacturing facility with over 60,000 square feet of production space. Our gaskets provide component integration, resulting in durability and reliability, with the quality and value CTP customers have come to expect.

En CTP fabricamos juntas de materiales que soportan las altas presiones y temperaturas de los motores Diesel de hoy. Como un surtidor de juntas de motor, ahora somos socios certificados de Interface Solutions Inc. produciendo las juntas y los kits con materiales que son 100% libres de asbestos y 100% libres de solvente. También proveemos piezas de la más alta calidad fabricadas con tecnología avanzada en nuestras instalaciones de más de 60.000 pies cuadrados de espacio de producción. Nuestras juntas permiten la integración de componentes, dando como resultado la durabilidad y confiabilidad que los clientes de CTP esperan.



Costax Tractor Parts Copyright © 2023. All rights reserved.

















# GASKET MATERIALS

## WHAT ARE CTP GASKETS MADE OF? ¿QUE CONTIENEN LAS EMPAQUETADURAS CTP?

Gaskets are produced from solvent free, environmentally friendly, asbestos free materials. Materials are treated with an anti-stick coating on both sides to better protect the gasket and the machine itself.

Las empaquetaduras CTP son fabricadas con material 100% libre de solventes y asbestos. Estas son tratadas con una capa de material anti-resbalante en ambos lados para proteger la empaquetadura y la máquina al mismo tiempo.

Material	Gasket Type	Material	Application	Maximum Short Duration Temperatures
 NCA-45	Cork Gasket	Cork/synthetic rubber blend	Medium oil resistance of most sealing application: <ul style="list-style-type: none"> <li>Valve Covers</li> <li>Oil Pans</li> <li>Transmission Pans</li> </ul>	up to 200°C (392°F)
 CMP-4000	Paper Gasket	Compressed MicroPore material, combining a unique synthetic fiber matrix and fully cured Nitrile Butadiene rubber binder	Excellent sealability and torque retention properties for OEM and industrial applications.	up to 350°C (650°F)
 HFL-171	Paper Gasket	Fully cured Nitrile Butadiene rubber binder	Heavy-duty and Industrial applications: <ul style="list-style-type: none"> <li>Diesel engine</li> <li>Transmission</li> <li>Refrigeration</li> <li>Piping</li> </ul>	up to 290°C (550°F)
 HFL-781	Paper Gasket	Controlled swell gasket material with Styrene Butadiene and natural rubber binders	Heavy-duty oil sealing applications: <ul style="list-style-type: none"> <li>Diesel engine</li> <li>Oil pans</li> <li>Front covers</li> </ul>	up to 290°C (550°F)
 M5201	Paper Gasket	High-density material with fully cured Nitrile Butadiene rubber binder	Heavy-duty Diesel engine applications: <ul style="list-style-type: none"> <li>Oil resistance</li> <li>Fuel resistance</li> </ul>	up to 290°C (550°F)
 MP-15	Paper Gasket	MicroPore with a Nitrile Butadiene binder	Excellent low flange pressure sealability and bolt torque retention for heavy-duty applications: <ul style="list-style-type: none"> <li>Compressors</li> <li>Diesel engines</li> <li>Others</li> </ul>	up to 205°C (400°F)
 N-8092	Paper Gasket	Reinforced Cellulose with Nitrile binder	Excellent crush resistance at high flange pressure for small engine and compressor applications: <ul style="list-style-type: none"> <li>Oil</li> <li>Fuel</li> <li>Water</li> </ul>	up to 180°C (350°F)
 PF-4S	Paper Gasket	Synthetic fibers, advanced fillers and Nitrile Butadiene binders	Various oil, air, and coolant applications: <ul style="list-style-type: none"> <li>Oil pans</li> <li>Front covers</li> <li>Intake manifolds</li> <li>Rear seals</li> </ul>	up to 290°C (550°F)

Material	Gasket Type	Material	Application	Maximum Short Duration Temperatures
 RN8011	Paper Gasket	Low density Cellulose fiber material with high rubber filler content and Nitrile Butadiene rubber binder	Excellent sealing at low flange pressures for oil and water applications: <ul style="list-style-type: none"> <li>Engine</li> <li>Transmission pan gaskets</li> <li>Water pumps</li> <li>Environmental seals</li> </ul>	up to 180°C (350°F)
 S-8091	Paper Gasket	Latent cure Styrene Butadiene bound material with reinforced Cellulose fiber	Excellent sealing for: <ul style="list-style-type: none"> <li>Oil</li> <li>Fuel</li> <li>Low-pressure Steam</li> </ul>	up to 180°C (350°F)
 TS-9016	Paper Gasket	Fully cured Styrene Butadiene rubber binder and a blend of Aramid and Cellulose fibers	Oil and water applications	up to 290°C (550°F)
 VB-72	Paper Gasket	MicroPore with a Nitrile Butadiene binder	Heavy-duty applications: <ul style="list-style-type: none"> <li>Valve body</li> <li>Applications with high fluid pressures and flow rates exposure</li> <li>Erosion Resistance</li> </ul>	up to 290°C (550°F)
 EMC-7201	Metal Gasket	Composite structure of high-density, fully cured Nitrile Butadiene bound gasket facings chemically and mechanically fused to an expanded steel core	High performance Diesel engine structural joint applications: <ul style="list-style-type: none"> <li>Gear case</li> <li>Flywheel housings</li> <li>High pressure hydraulic joints</li> </ul>	up to 290°C (550°F)
 HTX-900	Metal Gasket	Graphite-coated, high temperature facing material chemically and mechanically fused to an expanded steel core	High strength, thermal integrity, and anti-stick performance sealing applications: <ul style="list-style-type: none"> <li>Exhaust manifolds</li> <li>Header</li> <li>Collector</li> <li>EGR system gaskets</li> </ul>	up to 760°C (1,400°F)

## ABC GASKETS PROGRAM



### What is CTP's ABC Gasket program about?

The ABC Gasket Kit program is designed to consolidate gasket kits and make it easier for the parts person to order and for the rebuilder himself to quickly identify and organize their vcwvvs. At the same time, they can be assured that everything they need is included for each particular rebuild. Kits are packaged into sub kits (front set, rear set, lower set, etc.) inside the gasket kit box for easy identification.

### Why buy CTP's ABC Gasket Kits?

Everyone likes to keep things simple and organized. We can help you do that while offering you the reliability and premium quality that comes with every CTP product.

### ¿De qué se trata "Kit de Empaquetaduras ABC" de CTP?

El programa de los Kit de Empaquetaduras ABC está diseñado para facilitar al cliente la orden de piezas. Al mismo tiempo facilita la rápida identificación y organización de los sellos y juntas necesarios para la reconstrucción de su motor Diesel. Esto asegura al cliente que todas las piezas necesarias para la reconstrucción de su motor están incluidas en una sola caja.

### ¿Por qué comprar un Kit de Empaquetaduras ABC de CTP?

Sabemos lo importante que es para el cliente mantener las cosas simples y organizadas. Nosotros podemos ayudarle en este aspecto y al mismo tiempo le ofrecemos la confiabilidad y la calidad superior que viene en cada producto CTP.



The ABC Gasket Kit Program offers you the following:

El programa de Kit de Empaquetaduras ABC le ofrece los siguientes beneficios:



1 box instead of 10 boxes.  
*Todo lo que necesita en una sola caja en vez de diez.*



Kits A are divided and labeled into sub-kits inside the gasket kit box for easy identification.  
*Los Kits A se dividen y etiquetan en Sub-kits para asegurar una identificación fácil.*



Less shipping costs. (1 box compared to 10 boxes)  
*Menos costos de envío (1 caja vs 10 cajas).*

Less warehouse space (1 box compared to 10 boxes).  
*Ocupa menos espacio en su establecimiento (1 caja vs 10 cajas).*

Faster inventory turnover.  
*Rotación de inventario más rápida.*

More machine coverage with lower investment in inventory (Each special kit covers a wide range of serial numbers).  
*Una cobertura más amplia sobre los modelos de motor con una inversión más baja en el inventario (Cada kit cubre una amplia gama de números de serie).*

Simplified part number system (A= , B= , C=).  
*Un sistema más fácil para la identificación de números de parte (A=, B=, C=).*

All necessary seals and gaskets are included in a kit for a particular rebuild (inframe, out of frame or a head set). You won't have to worry that anything is missing.  
*Todos los sellos y juntas necesarios para cada reconstrucción están incluidos (In-frame, Out-of-Frame o el set de empaquetadura para la cabeza de los cilindros).*

### Selecting the right kit for your application / Cómo elegir el kit que necesita:

#### A = Out of Frame Overhaul Set

Includes all the gaskets and seals required for a complete engine overhaul / *Incluye todas las empaquetaduras y partes necesarias para realizar una reconstrucción completa de su motor.*

#### B = Inframe Overhaul Set

Includes all the gaskets required for an in-frame engine overhaul / *Incluye todas las empaquetaduras y partes necesarias para realizar una reparación dentro del marco de su motor.*

#### C = Single Cylinder Head Replacement Set

Includes all the gaskets required for the replacement of a single cylinder head on an engine / *Incluye todas las juntas requeridas para el reemplazo de una sola culata en un motor.*

Other options will be identified with the letters D or E.  
*Otras opciones se identifican con las letras D o E.*

The part number will be made up of: CTP + engine number + consecutive number + A,B,C (D or E suffix if available).  
*El número de parte está compuesto de la siguiente forma: CTP + Numero de motor + Numero consecutivo + A, B, C (sufijo "D" o "E" también están disponibles).*


† Delivery time varies depending on availability of parts. *El tiempo de entrega varía dependiendo de la disponibilidad de las piezas.*

### KIT A



Air Inlet Manifold Set  
Front Cover Kit  
Rear Cover Kit

### KIT B



Fuel System Set  
Turbo Charger Set  
Cylinder Liner Kit

### KIT C



Cylinder Head Kit  
Oil Cooler and Lines Set  
Lower and Central Structure Kit  
Air Compressor Set  
Water Pump Set


Sub Kit	Description	KIT A	KIT B	KIT C
<b>Cylinder Head Set</b>	Contains The Gaskets And Seals To Reinstall A Single Cylinder Head. Kit Does Not Include The Fuel Injector Seals.	✓	✓	✓
<b>Single Cylinder Liner</b>	Contains Liner Seals (# Cylinders).	✓	✓	✓
<b>Fuel Injector</b>	Contains Fuel Injector Seals. (Note: Injector Seals Are Regularly Included In The Fuel System Kit.)	✓	✓	✓
<b>Central And Lower Structure</b>	Contains The Gaskets And Seals To Reinstall The Oil Pan, Oil Pump, And Block Covers.	✓	✓	-
<b>Air Compressor Set</b>	Contains The Gaskets And Seals To Rebuild And Reinstall The Air Compressor And Attaching Lines.	✓	✓	-
<b>Water Pump Set</b>	Contains The Gaskets And Seals To Rebuild And Reinstall Water Pump And Attaching Lines.	✓	✓	-
<b>Oil Cooler And Lines Set</b>	Contains The Gaskets And Seals To Reinstall The Oil Cooler(S), Oil Filter Base And Attaching Lines.	✓	✓	-
<b>Turbocharger Set</b>	Contains The Gaskets And Seals To Rebuild And Reinstall The Turbo And Attaching Lines. (If Required.)	✓	✓	-
<b>Air Inlet Manifold Set</b>	Contains The Gaskets And Seals To Reinstall The Air Inlet Manifold. (Note: Inlet Manifold Seals Are Regularly Included In A Turbocharger Set.)	✓	✓	-
<b>Aftercooler Set</b>	Contains The Gaskets And Seals To Reinstall The Aftercooler. (If Required.)	✓	✓	-
<b>Fuel System</b>	Contains The Gaskets And Seals To Reinstall Engine Mounted Fuel System Components. (Note: Injector Seals Are Regularly Included In This Kit.)	✓	-	-
<b>Front Cover</b>	Contains The Gaskets And Seals To Reinstall The Front Cover.	✓	-	-
<b>Rear Cover</b>	Contains The Gaskets And Seals To Reinstall The Rear Cover.	✓	-	-

CTP has developed over 1000 new ABC Gasket kits for different applications including the C-Series engines.

The applications we cover are:

3114 / 3116 / 3126 / 3176 / 3196 / 3204 / 3208 / 3304 / 3306 / 3406 / 3408 / 3412 / 3456 / 3508 / 3512 / 3516 / 3520 / C7 / C9 / 9.3 / C10 / C11 / C12 / C13 / C15 / C18 / C27 / C32 / C175-16 / C175-20 / D330 / D342 / D353

SCAN THIS QR CODE for our complete Online Gasket Catalog



Each engine offers different kits depending on the engine arrangement and engine serial of your machine. The following is just a brief summary of some of the part numbers we have available in stock.

# UNDERCARRIAGE / FRAME & BODY

Undercarriage parts and components work as a system to move heavy equipment in any terrain. CTP produces high-quality undercarriage parts to keep your heavy machinery running productively with minimal downtime.

Undercarriage parts can account for much of the repair investment you make over a machine's life. For this reason, CTP offers the highest quality undercarriage replacement parts while giving customers the ability to obtain significant savings to reduce repairs cost on their equipment.



## FRAME ASSEMBLIES



### SLIDING FRAME ASSEMBLIES

Part No.	Description	Machine
2010582	FRAME AS	424D, 428D, 432D, 438D, 442D
2923274	FRAME AS.	422E, 428E, 432E, 434E, 442E, 444E
3223770	FRAME AS.	422F, 422F2, 428F, 428F2, 432F, 444E/F



### SWING FRAME ASSEMBLIES

Part No.	Description	Machine
2366954*	FRAME AS	416D, 420D, 424D, 428D, 432D, 438D
3155384	FRAME AS	422E, 428E, 434E
3161079	FRAME AS	416E, 420E, 422E, 432E, 434E
9R7710	FRAME AS	416D, 420D, 424D, 428D, 432D, 438D

\*Part number 2366954 is designed to accept the reinforced pin with 60mm diameter for maximum service life.

## BOGIES



### BOGIE MAJOR

Bin Loc	Part No.	Description	Qty. Per Machine
D8L, 578	8E4236	MIDDLE	4
	8E4235	FRONT	2
	8E4237	REAR	2
D8N, D8R, D8T	3102866	MIDDLE	4
	3102901	FRONT	2
	3102902	REAR	2
D9L	9W0683	MIDDLE	4
	9W7612	FRONT	2
	9W7613	REAR	2
D9L, D10N, D10R, D10T	7T0375	MIDDLE	4
	1284414	FRONT	2
	1268588	REAR	2
D9N, D9R, D9T	7T5417	MIDDLE	4
	1342679	FRONT	2
	1342680	REAR	2
D11N, D11R, D11T	9W7871	MIDDLE	4
	1287256	FRONT	2
	1287255	REAR	2
D11N, D11R, D11T	9W7871	MIDDLE	4
	1287256	FRONT	2
	1287255	REAR	2

Part numbers are used for reference purposes only.

## BOGIE MINOR



Machine Model	Part No.	Description
D10R	1560000	BOGIE MINOR RH
D10R	1560000	BOGIE MINOR LH
D9R	1573106	BOGIE MINOR RH
D9R	1573107	BOGIE MINOR LH
D11R, D11T	2618287	BOGIE MINOR
D11R, D11T	2618288	BOGIE MINOR
D11R, D11T	2618289	BOGIE MINOR LH
D9L, D10N, D10R, D10T	6T1382	BOGIE
D9N, D9R, D9T	7T5420	BOGIE
D8L, D8N, D8R D8R II, D8T, 578	7T8555	BOGIE
D9L, 589	9W0685	BOGIE

\*Other part no. not included in the list are available. Please contact your sales representative if you have any questions. Part Numbers are used for reference purposes only

## EQUALIZER BARS



Part No.	Application	Part No.	Application
1409698	D8N, D8R	6T1724	D6E
1409699	D8L, D9R, D9N	7M0665	D6
1414690	D7H	7S9088	D8, D8H
1774651	D9K	8E0743	D5H-LGP
2012076	D6H, D6R	8E1340	D5H
2012078	D6H-LGP	8E8789	D6M
2072683	D11R	8P1865	D7E, D7F
2223676	D9, D10N		

## ROLLERS



### SINGLE FLANGE

Part No.	Application
1231186	245
1787293	345
8E4573	215, 219, 225
8E5745	215B
8E7494	215B, 225
8E4623	215C, 219D, 225D
8E4579	235C/D
8E0830	245B/D, 235D

Costex Tractor Parts Copyright © 2023. All rights reserved.



SINGLE FLANGE (CONT.)

Part No.	Application
1634143	315, 315B, 345, 320/B/C/D
1634147	322, 324D, 325B
1634145	322, 325D, 330D L
1791486	325D, 330B, 330D L
1787288	330, 345C, 365B, 374D, 385C
1890475	345C, 350
1855065	375, 385C/B, 390D
1181611	955K, 951BC, D5
1955855	D10T, D10R
1846305	D11R/T
3T4352	D3, D3B/C/G, D4B/C/G
1181608	D4D, D6D
1248237	D4H, D5C/G/H/M/N
1210824	D5B, D5H, D5N, D6, D6B
1181614	D6C, D6R, D6T
1181617	D6D
1205746	D6R
1P9100	D7E
1P8717	D7E, D7F, D7G, D7H
1248250	D7F, D7R
1248253	D7F, D7R
1181623	D7F, D7R
6P4897	D8H, D8K
2460775	D8N
8P5605	D9G, D9H
6Y2950	D9L
1043495	D9R
4I7346	E110, E120B, 311/B, 312/B
0957138	E240
0854973	E300B, EL300B



DOUBLE FLANGE

Part No.	Application
1791491	330B
3T4353	D3B/C/G, D4B/C
3010650	D3K
1248240	D4C/D/E/H, D5G/K/M
1181609	D4E
1181612	D5, D5E
1210827	D5B, D5H, D5N, D6, D6B
1181615	D6, 955
1181618	D6D
1205766	D6H, D6R, D6T
1P9102	D7E, 977L
1248253	D7F, D7R
6P4898	D8H/K, 583H/K, D8
2460779	D8N/R/T
8P5604	D9G/H, 594H
6Y2951	D9L

Part No.	Application
7T1253	D9N, D9R
1955856	D10N/R/T



TOP ROLLERS

Part No.	Application
8E4576	225SA, FB227, 229, 231
8E5600	315, 318B, 320E, E200B
6Y5323	320S, 325, 330
3004610	345B, 330C
3004611	365B, 374F, 385C/B, 390D/F, 5090B
6Y8168	365B, 375, 375L
6S3609	D3B/C, D4B/C
5A8374	D5, 561
6K9880	D5M, D4H, 939
3T3206	D6, 963
6Y3908	D6M, D5H, 953C, 953B
6Y1781	D6R, D6H, 963
8P6256	D8, D8H, 245, 983
8E0400	D8R, D8N
3P3403	D9, 594
4I7345	E120B



MINI EXCAVATOR ROLLERS

Part No.	Application	Type
3041890	279C, 289C, 299C	T.F
2668793	302.5, 303, 303.5	C.F
1857280	302.5, 303.5	N/A
1466064	302.5, 303.5	S.F
2668794	303.5CCR, 304E	N/A
1721764	304.5, 305.5	S.F
2657674	304C CR, 305C CR	N/A
2657675	304C CR, 305C CR	N/A
3408957	304CR	C.F
1273807	307, 307B, 308D	S.F
2778576	307, 308, E70B	N/A
1273806	315, 315B, E307	S.F

S.F = Single Flange C.F = Central Flange

IDLERS



Part No.	Description	Application
CR4094	IDLER	D6D
CR4095	FRONT IDLER GP W/ BRACKETS	D7E/F/G/H

IDLERS (CONT.)

Part No.	Description	Application
941384	IDLER WHEEL	E240B
1M8867	IDLER A-FRONT	D4, D4C/D, 933F, 955
1028152	IDLER G-FRONT	330
1028155	IDLER G-FRONT	325, 325L
1111729	IDLER GP-TRACK	D8N
1111730	IDLER GP-FRONT	D8N
1156366	IDLER G-FRONT	345/B/C
1253537	IDLER A-TRACK	D10, D10R
1254655	IDLER GP-TRACK	D9N
1592086	IDLER GP-TRACK	D7H, D7R
1846590	IDLER GP-TRACK	D3G
1901534	IDLER GP-TRACK	D4H
1901546	IDLER GP-TRACK	D5H
1901551	IDLER GP-TRACK	D4H
1920224	IDLER GP-TRACK	D7R, D7H
2024296	IDLER GP-TRACK	D6R
2024303	IDLER AS	D6R, D6T
2024304	IDLER GP-TRACK	D6R, D6H
2487143	IDLER GP-TRACK	320C, 315C
3V5131	IDLER AS-FRONT	215 SA, 225B
4E8500	IDLER GR W/ BRACKETS	235C, 235D
4I7337	IDLER GP-FRONT	E311, E110B, E312
5C9558	IDLER GP-FRONT	215B SA, 225
5M5009	IDLER A-TRACK	D6C
8E8907	IDLER AS	215B, 225
9H8489	IDLER SHELL	D7, 973
9S7221	IDLER SHELL	D8H
9W6039	IDLER GP-TRACK	D9L

SPROCKETS & SEGMENTS



SPROCKETS

Part No.	Application
3T9154	215
7T1311	235
8E6974	250
1028134	315
6Y4898	325
6Y5685	330
8E4686	375
3T9152	215, 225
6C3495	215B
1243296	345B
1419655	365B/C 345B 374D
4V5374	951C
4V5376	951C
6Y1244	D3
8Y0622	D3C
5H9107	D4, 955C

Part numbers are used for reference purposes only.

Part No.	Application
4V4106	D4D, D4E, 941, 941B
4V4107	D4D, D4E, 941, 941B
5S4822	D5
5I9336	D9
0990219	E120B
8E4686	375
8E9805	E320
9C2646	225
0964327	E200B
4I7472	E311, E110B, E312
8E9805	E320
0962144	E70B
1R5440	E70B
0959779	EL240B
0994129	EL300



SPROCKET SEGMENTS

Part No.	Application
6Y3242	953C
6K1430	955K, 955L
6T9538	D10R
6Y2047	D3C, D4C
7G0841	D4H
5S0836	D5B
8E7298	D5G
3145464	D5H
5S0050	D6C, D6D, D6
7G7212	D6H
6I8078	D6M
3P1039	D7E/F/G, 977L
9P1898	D7H
2P9510	D8H, D8K
9P4747	D8L
9W0074	D8N, D7H
2P9448	D9G, D9H
7T1246	D9N
3T9049	DC51 A

SPROCKETS FOR MINI EXCAVATORS

Part No.	Application	Part No.	Application
1937091	303	3041916	299D, 289C, 279C
1721965	303.5	1404022	302.5C
2645371	303.5	1309326	307B
3041870	259B3, 259		

Costex Tractor Parts Copyright © 2023. All rights reserved.



## BRONZE WEAR STRIPS



Part No.	Application	Description
1781685	12H, 120H, 135H, 140H, 143H, 160H	STRIP-WEAR
2534627	14M, 16M	STRIP-WEAR
2534628	14M, 16M	STRIP-WEAR
2761318	12M, 120M, 140M, 160M	STRIP-WEAR
2761319	12M, 120M, 140M, 160M	STRIP-WEAR
5T2925	120G, 120H	STRIP-WEAR
5T8365	12G, 16G, 16H	STRIP-WEAR
5T8366	12, 12G, 14E, 140G, 160G	STRIP-WEAR / OLD PART #5D0134, 4461524
5T8367	12F, 12G, 14E, 120G, 130G, 140G	STRIP-WEAR
6G4372	14G	STRIP-WEAR

Part No.	Application	Description
6G4524	120G, 130G, 135G, 140G, 143H, 160G, 163H	STRIP-WEAR
6G4525	120G, 130G, 135G, 140G, 143H, 160G, 163H	STRIP-WEAR
8W6324	12, 12E, 12F, 14E, 16	STRIP-WEAR KIT
8X0576	12F, 120G, 130G, 14E, 140G, 160G	STRIP-WEAR KIT

## NON-METALLIC STRIPS (NYLON)



Part No.	Application	Description
1289654	120G, 130G, 135G, 140G, 143H, 160G, 163H	NON-METALLIC / SAME SIZE #6G4524
3026331	14M, 16M	NON-METALLIC WEAR STRIPS
3026338	120M, 140M, 160M	NON-METALLIC WEAR STRIPS
3086303	14G	NON-METALLIC / SAME SIZE #6G4372 / OLD PART #1289655
3330960	120G, 130G, 135G, 140G, 143H, 160G, 163H	NON-METALLIC / SAME SIZE #6G4525

## TRACK ADJUSTER & RECOIL GROUPS



Part No.	Description	Application
1028167	TRACK ADJUSTER & RECOIL GP	322, 322 FM L, 322 LN, 322B L, 322B LN
1156422	TRACK ADJUSTER & RECOIL GP	318B, 320B, 320B L, 320B U
1156423	TRACK ADJUSTER & RECOIL GP	318B, 320B, 320B L, 320B U
1156424	TRACK ADJUSTER & RECOIL GP	318B, 320B, 320B L, 320B U
1309332	TRACK ADJUSTER & RECOIL GP	312B, 315B, 315B L
1453027	TRACK ADJUSTER & RECOIL GP	315C, 318C, 319C, 320C, 321B
1453028	TRACK ADJUSTER & RECOIL GP	315C, 318C, 319C, 320C, 321B
1453039	TRACK ADJUSTER & RECOIL GP	315C, 318C, 319C, 320C, 321B
1792992	TRACK ADJUSTER & RECOIL GP	315C
1941127	TRACK ADJUSTER & RECOIL GP	322C
1941229	TRACK ADJUSTER & RECOIL GP	318C, 320C, 320C L, 321C
1941260	TRACK ADJUSTER & RECOIL GP	318C, 320C, 320C L, 321C
2394387	TRACK ADJUSTER & RECOIL GP	315D L, 318E L, 319D, 319D L, 319D LN, 320D, 320D FM, 320D GC, 320D L, 320D LN, 320D LRR, 320D RR, 320D2, 320D2 L, 320E, 320E L, 320E LN, 320E LRR, 320E RR, 321D LCR, 323D L, 323D LN, 323D2 L, 323E L, 315D L, 318E L, 319D, 319D L, 319D LN, 320D, 320D FM, 320D GC, 320D L, 320D LN, 320D LRR, 320D RR, 320D2, 320D2 L, 320E, 320E L, 320E LN, 320E LRR, 320E RR, 321D LCR, 323D L, 323D LN, 323D2 L, 323E L
2394389	TRACK ADJUSTER & RECOIL GP	324D, 324D L, 324D LN, 324E, 324E L, 324E LN, 326D L
2394418	TRACK ADJUSTER & RECOIL GP	311D LRR, 311F LRR, 312D, 312D L, 312D2, 312D2 GC, 312D2 L, 312E, 312E L, 313D, 313D2, 314D CR, 314D LCR, 314E CR, 314E LCR
2979142	TRACK ADJUSTER & RECOIL GP	322, 322 FM L, 322 LN, 322B L, 322B LN
717709	TRACK ADJUSTER & RECOIL GP	322, 322 FM L, 322 LN, 322B L, 322B LN
717710	TRACK ADJUSTER & RECOIL GP	322, 322 FM L, 322 LN, 322B L, 322B LN
7Y1602	TRACK ADJUSTER & RECOIL GP	320, 320 L, 320N
2394388	TRACK ADJUSTER & RECOIL GP (LH)	315D L, 318E L, 319D, 319D L, 319D LN, 320D, 320D FM, 320D GC, 320D L, 320D LN, 320D LRR, 320D RR, 320D2, 320D2 L, 320E, 320E L, 320E LN, 320E LRR, 320E RR, 321D LCR, 323D L, 323D LN, 323D2 L, 323E L

## TRACK ADJUSTER & RECOIL ASSEMBLED GROUPS



Part No.	Description	Application
1028114	TRACK ADJUSTER & RECOIL GP	311, 311B, 312, 315, 317,
1028117	TRACK ADJUSTER & RECOIL GP	311, 311B, 312, 315, 317
1156425	TRACK ADJUSTER & RECOIL GP	318B, 320B, 320B L, 320B U
1225136	TRACK ADJUSTER & RECOIL GP	320 L, 320N
1453029	TRACK ADJUSTER & RECOIL GP	315C, 318C, 319C, 320C, 321B
1941257	TRACK ADJUSTER & RECOIL GP	318C, 320C, 320C L, 321C
2394390	TRACK ADJUSTER & RECOIL GP	315D L, 318E L, 319D, 319D L, 319D LN, 320D, 320D FM, 320D GC, 320D L, 320D LN, 320D LRR, 320D RR, 320D2, 320D2 GC, 320D2 L, 320E, 320E L, 320E LN, 320E LRR, 320E RR, 321D LCR, 323D L, 323D LN, 323D2
2979143	TRACK ADJUSTER & RECOIL GP	311D LRR, 311F LRR, 312D, 312D L, 312D2, 312D2 GC, 312D2 L, 312E, 312E L, 313D, 313D2, 314D CR, 314D LCR, 314E CR, 314E LCR

## TRACK ADJUSTER & RECOIL GROUPS



Part No.	Description	Application
1080800	TRACK ADJUSTER & RECOIL GP	D5R LGP, D6M, D6N, D6N LGP, D6N
1028165	TRACK ADJUSTER & RECOIL GP	311, 311B, 312, 315, 317, 320 L, 320N
7G5526	TRACK ADJUSTER & RECOIL GP	D6H, D6H II, D6H XL

## SPRING RECOIL



Part No.	Description	Application
1012619	SPRING GP-RECOIL	330, 330 FM L, 330 L, 330B L, 330C FM, 330C L, 330C MH, TK1051
1156365	SPRING GP-RECOIL	330C, 330C FM, 345B, 345B II, 345B II MH, 345B L
1309292	SPRING GP-RECOIL	320 L, 320B, 325, 325 LN, 325B, 325B L
1686687	SPRING GP-RECOIL	311C, 312C L, 314C
1792997	SPRING GP-RECOIL	320C, 325C
1793033	SPRING GP-RECOIL	330C, 330C L
1941242	SPRING GP-RECOIL	323D LN, 323D SA, 324D FM, 324D FM LL, 325D, 325D L, 329D, 329D L, 329D LN
1941252	SPRING GP-RECOIL	325D FM, 325D FM LL, 330D FM, 330D L, 330D MH, 345C, 345C L, 345C MH, 345D, 345D L, 345D L VG, 349D, 349D L, 568 FM LL
2394322	SPRING GP-RECOIL	328D LCR, 330D, 330D L, 330D LN, 336D, 336D L, 336D LN, 336D2, 336D2 L, 336E, 336E H, 336E HVG, 336E L, 336E LH, 336E LN, 336F L
2394338	SPRING GP-RECOIL	320C, 325C
417342	SPRING GP-RECOIL	311, 311B, 312, 312B, 312B L, 313B, E110B, E120B
7Y0773	SPRING GP-RECOIL	330, 330 FM L, 330 L, 330B, 330B L

## TRACK ADJUSTER

Part No.	Description	Application
1771073	ADJUSTER AS (LH)	939C, D5G
2979153	ADJUSTMENT GP-HYDRAULIC TRACK	345B II, 345C, 345C L, 365B, 365B II, 365B L, 365C, 365C L, 365C L MH, 374D L, 374F L
7Y1458	TRACK ADJUSTER GP	330 FM L, 330 L
1028109	TRACK ADJUSTER GP	1090, 1190, 1190T, 1390, 2290, 2390, 2391, 320 L, 320B, 320B FM LL, 322 FM L, 322B L, 322C, 324D FM, 325, 325 L, 325B, 325B L, 511, 521, 522, TK711, TK721, TK722, TK741
1362462	ADJUSTMENT GP-HYDRAULIC TRACK	307B, 307C, 307D, 307E, 308C, 308D, 308E, 308E CR, 308E SR, 308E2 CR
1793043	ADJUSTMENT GP-HYDRAULIC TRACK	322C, 322C FM, 325C, 325C FM, 325C L, 325D FM, 325D FM LL, 325D L, 325D MH, 328D LCR, 330C, 330C L, 330D, 330D L, 330D LN
7Y0720	ADJUSTMENT GP-HYDRAULIC TRACK	320 L, 325, 325 FM L, 325 L, 325 LN
7Y0721	ADJUSTMENT GP-HYDRAULIC TRACK	320 L, 325, 325 FM L, 325 L, 325 LN
2394373	ADJUSTMENT GP-HYDRAULIC TRACK	324D, 324D L, 324D LN, 324E, 324E L, 324E LN, 326D L
7Y1457	TRACK ADJUSTER GP	330, 330 FM L, 330 L, 330B, 330B L
4I7338	ADJUSTMENT GP-HYDRAULIC TRACK	311, 311B, 312, 312B, 312B L, 313B
1686684	ADJUSTMENT GP-HYDRAULIC TRACK	311C, 312C L, 314C

## TRACK ADJUSTER CYLINDERS

Part No.	Description	Application
2M0125	CYLINDER	571G, 572G, D7F, D7G, D7G2
1028112	CYLINDER	1090, 1190, 1190T, 1390, 2290, 2390, 2391, 320 L, 320B, 320B FM LL, 322B L, 322C, 324D FM, 325, 325 L, 325B, 325B L, 511, 521, 522, TK711, TK721, TK722, TK741
1080801	CYLINDER	D5R LGP, D6M, D6N, D6N LGP, D6N
1124297	CYLINDER AS	931C II, 933, 933C, D3C, D3C II, D3C III, D3G, D4C II, D4C III, D4G, PM-201, PM-565, PM-565B
1156429	CYLINDER	318B, 320B
1225077	CYLINDER	315B FM L, 317B LN, 318B, 320 L, 320N
1362441	CYLINDER	345B II, 345C, 345C L, 365B, 365B II, 365B L, 365C, 365C L, 365C L MH, 374D L, 374F L
1453030	CYLINDER	315C, 318C, 319C, 320C, 320C L, 321C
1686686	CYLINDER	311C, 312C L, 314C
1793008	CYLINDER	320C, 320C FM, 320D, 320D FM, 320D FM RR, 322C FM, 323D LN, 323D SA, 323E L, 324D FM, 324D FM LL, 325C, 325D, 325D L, 329D, 329D L, 329D LN, 329E, 329E L, 329E LN
1793044	CYLINDER	322C, 322C FM, 324D FM, 324D FM LL, 325C, 325C FM, 325C L, 325D FM, 325D FM LL, 325D L, 325D MH, 328D LCR, 329D L, 330C, 330C L, 330D, 330D L, 330D LN, 336D, 336D L, 336D LN, 336D2, 336D2 L, 336E
2394375	CYLINDER	324D, 324D L, 324D LN, 324E, 324E L, 324E LN, 326D L
2394392	CYLINDER	315D L, 318E L, 319D, 319D L, 319D LN, 320D, 320D FM, 320D GC, 320D L, 320D LN, 320D LRR, 320D RR, 320D2, 320D2 GC, 320D2 L, 320E, 320E L, 320E LN, 320E LRR, 320E RR, 321D LCR, 323D L, 323D LN, 323D2
2979133	CYLINDER	311D LRR, 311F LRR, 312D, 312D L, 312D2, 312D2 GC, 312D2 L, 312E, 312E L, 313D, 313D2, 314D CR, 314D LCR, 314E CR, 314E LCR
3W0643	CYLINDER	517, 527, D5HTSK II, D6H
3147923	CYLINDER	517, 527, D6H, D6H XL, D6H XR, D6R, D6R II, D6R III, D6R STD, D6T, D6T LGP, D6T LGPPAT, D6T XL
3623563	CYLINDER	D10R, D10T, D10T2
5M7306	CYLINDER	583H, 583K, D8H, D8K
5M7701	CYLINDER	594, 594H, D9E, D9G, D9H
7I7712	CYLINDER	322, 322 FM L, 322 LN, 322B, 322B L, 322B LN
7J9696	TILT CYLINDER GROUP	950
7Y0207	CYLINDER	330, 330 FM L, 330 L, 330B, 330B L



## TRACK ADJUSTER CYLINDERS (CONT.)

Part No.	Description	Application
7Y0681	CYLINDER	320 L, 325, 325 L, 325 LN
7Y1780	CYLINDER	311, 311B, 311C, 312, 312B, 315, 315B, 315B L, 315C, 315D L, 317, 320 L
7Y1866	CYLINDER	1290T, 1390, 2491, 2590, 325D FM, 325D FM LL, 330, 330 FM L, 330B L, 330C, 330C FM, 330C L, 330C MH, 330D FM, 330D L, 330D MH, 336D L, 336D LN, 340D L, 340D2 L, 345B, 345B II, 345B II MH, 345B L, 345C
8G4283	CYLINDER	D4HTSK III, D5H, D5H XL, D5HTSK II
8K2198	CYLINDER	225, 227, 229, 231D, 235, 235C, 235D
8M6676	CYLINDER-ADJUSTABLE	561B, 561C, 941, 951B, 955C, 955H, 955K, 955L, D4D, D4E, D4E SR, D5, D5B, D5E
3T7701	CYLINDER ASSEM.	D7H
3W7515	CYLINDER AS	953, 953B, 953C, 953D
7T3697	CYLINDER AS	D8N, D8R
7T6192	CYLINDER AS	D10N, D10R, D10T, D10T2, D9L
7T6193	CYLINDER AS	589, D10N, D10R, D10T, D10T2, D9L
1R6322	CYLINDER	311, 311B, 312, 312B, 312B L, 313B, E110B, E120B
1397701	CYLINDER AS (LH)	583R, 583T, 587R, 587T, D9R, D9T, PL83, PL87
1397700	CYLINDER AS (RH)	583R, 583T, 587R, 587T, D9R, D9T, PL83, PL87
1124296	CYLINDER AS	931B, D3B
1764887	CYLINDER	322C
1S5331	CYLINDER	215B, 225, 227, 229, 955K, 955L, 977H, 977K, 977L, D6C, D6D, D6E, D6E SR, D6G, D6G SR, D6G2 LGP, D6G2 XL, FB221
1094703	CYLINDER	D11N, D11R, D11T

## TRACK ADJUSTER CYLINDERS FOR KOMATSU®

Part No.	Description	Application
134-30-63154	CYLINDER KOMATSU®	D61E, D61EX, D61EXI, D61PX, D61PXI, D63E, D68ESS
14X-30-13115	CYLINDER KOMATSU®	D60P, D65E, D65EX, D65P, D65PX, D85E, D85ESS
14X-30-13512	CYLINDER KOMATSU®	D65E, D65EX, D65P, D65PX, D65WX, D85ESS
207-30-71441	ASSEMBLY, CYLINDER KOMATSU®	430FX, 430FXL, AIR, BR550JG, BR580JG, PC220LL, PC270, PC290, PC300, PC308, PC340, PC350, PC360, PRESSURE, RAIN, XT430



## TRACK ADJUSTER PISTONS

Part No.	Description	Application
0860560	PISTON	311, 311B, 312, 312B, 312B L, 313B, E110B, E120B
0931558	PISTON	307, 307B, E70, E70B, PM-465
1046374	PISTON	D8N, D8R, D8R II, D8T
2979155	PISTON	320C, 320C FM, 320D, 320D FM, 320D FM RR, 322C FM, 323D LN, 323D SA, 323E L, 324D FM, 324D FM LL, 325C, 325D, 325D L, 329D, 329D L, 329D LN, 329E, 329E L, 329E LN
2979156	PISTON	322C, 322C FM, 324D FM, 324D FM LL, 325C, 325C FM, 325D FM, 325D FM LL, 325D L, 325D MH, 328D LCR, 329D L, 330C, 330C L, 330D, 330D L, 330D LN, 336D, 336D L, 336D LN, 336D2, 336D2 L, 336E, 336E H



TRACK ADJUSTER PISTONS (CONT.)

Part No.	Description	Application
2979157	PISTON	1290T, 1390, 2491, 2590, 325D FM, 325D FM LL, 330, 330B L, 330C, 330C FM, 330C MH, 330D FM, 330D L, 330D MH, 336D L, 336D LN, 340D L, 340D2 L, 345B, 345B II, 345B II MH, 345B L, 345C, 345C L, 345C MH
2979158	PISTON	345B II, 345C, 345C L, 365B, 365B II, 365B L, 365C, 365C L, 365C L MH, 374D L, 374F L, 385B, 385C, 385C FS, 385C L, 385C L MH, 390D, 390D L, 390F L, 5090B
3T7399	PISTON	D7H
3W0640	PISTON	517, 527, 572R, 572R II, D5HTSK II, D6H, D6H II, D6H XL, D6H XR, D6R, D6R II, D6R III, D6R STD, D6T, D6T LGP, D6T LGPPAT, D6T XL, D7R, D7R II, D7R XR
7T3928	PISTON	D10N, D10R, D10T, D10T2, D9L
7T5351	PISTON	D9N, D9R, D9T
7Y0680	PISTON	1090, 1190, 1190T, 1390, 2290, 2390, 2391, 320 L, 320B, 320B FM LL, 322B L, 322C, 324D FM, 325, 325 L, 325 LN, 325B, 325B L, 511, 521, 522, TK711, TK721, TK722, TK741
7Y1258	PISTON	330, 330 FM L, 330 L, 330B, 330B L
8G3102	PISTON	561M, 561N, D4H, D4H XL, D4HTSK II, D4HTSK III, D5H, D5H XL, D5HTSK II, D5M, D5N, D5R LGP, D6M, D6N, D6N LGP
1156428	PISTON AS	315B FM L, 317B LN, 318B, 320B
3W8158	PISTON AS	963, 963B, 963C, 963D, 973, 973C
717714	PISTON AS	322, 322 FM L, 322 LN, 322B L, 322B LN
7Y1687	PISTON AS	311, 311B, 312, 315, 317, 320 L
8Y1770	PISTON AS	973, 973C
1225178	PISTON AS	320 L, 320N
1362369	PISTON AS	312B, 313D2 LGP, 315B, 315B L, 315C, 315D L, 316E L, 318D L, 318D2 L
1453031	PISTON AS	315C, 315D L, 318C, 318E L, 319C, 319D, 319D L, 319D LN, 320C, 320C L, 320D, 320D FM, 320D GC, 320D L, 320D LN, 320D LRR, 320D RR, 320D2, 320D2 GC, 320D2 L, 320E, 320E L, 320E LN, 320E LRR, 320E RR
1764891	PISTON AS	322C, 324D, 324D L, 324D LN, 324E, 324E L, 324E LN, 326D L



RECOIL SPRINGS

Part No.	Description	Application
0964269	SPRING	E200B
0990166	SPRING	311, 311B, 311C, 312, 312B, 312B L, 313B, E110B, E120B
1017880	SPRING	1090, 1190, 1190T, 1390, 2290, 2390, 322B L, 322C, 322C FM, 324D FM, 325 L, 325B L, 325C, 325C FM, 325C L, 511, 521, TK711, TK721, TK741
1028139	SPRING	311, 311B, 312, 312B, 315, 315B, 315B L, 317
1156368	SPRING	330C, 330C FM, 345B, 345B II, 345B II MH, 345B L
1156427	SPRING	318B, 320B, 320B L
1309295	SPRING	307B, 307C, 307D, 307E, 308C, 308E
1453036	SPRING	315C, 318C, 319C, 320C
1686690	SPRING	311C, 312C L, 314C
1764882	SPRING	322C
1792993	SPRING	315C
1793004	SPRING	320C, 320C FM, 322C FM, 325C
1793035	SPRING	330C, 330C L
1880904	SPRING	312C
1941220	SPRING	325C, 330C L
1941231	SPRING	318C, 320C, 320C L, 321C
1941244	SPRING	323D LN, 323D SA, 324D FM, 324D FM LL, 325D, 325D L, 329D, 329D L, 329D LN
1941253	SPRING	325D FM, 325D FM LL, 330D FM, 330D L, 330D MH, 336D L, 336D LN, 340D L, 340D2 L, 345C, 345C L, 345C MH, 345D, 345D L, 345D L VG, 349D, 349D L, 521B, 568 FM LL
2154119	SPRING	330C, 330D, 330D L, 336D L, 336D LN, 336E, 345D, 349D L
2261340	SPRING-RECOIL	D6R, D6R II, D6R III, D6T, D6T LGP, D6T LGPPAT, D6T XL

RECOIL SPRINGS (CONT.)

Part No.	Description	Application
2394323	SPRING	328D LCR, 330D, 330D L, 330D LN, 336D, 336D L, 336D LN, 336D2, 336D2 L, 336E, 336E H, 336E HVG, 336E L, 336E LH, 336E LN, 336F L
2394339	SPRING	320C, 325C
2394350	SPRING	315D L
2394358	SPRING	322C
2394369	SPRING	324D, 324D L, 324D LN, 324E, 324E L, 324E LN, 326D L
2394376	SPRING	311C, 312C L, 314C
2394377	SPRING	311C, 315C
2398240	SPRING	D6K, D6K LGP, D6K XL, D6K2, D6K2 LGP, PL61
2487138	SPRING	313D2 LGP, 315D L, 316E L, 318D L, 318D2 L
2487194	SPRING	311D LRR, 311F LRR, 312D, 312D L, 312D2, 312D2 GC, 312D2 L, 312E, 312E L, 313D, 313D2, 314D CR, 314D LCR, 314E CR, 314E LCR
2518609	SPRING	D5R LGP, D6M, D6N, D6N LGP, D6N
2540623	SPRING-RECOIL	D3K XL, D3K2 LGP, D4K XL, D4K2 XL
1V7785	SPRING	955K, 955L
2P9665	SPRING	583K, 594, 594H, D8H, D8K
2P9666	SPRING	583K, D8H, D8K
2S7567	SPRING	977K
2V7439	SPRING (outer)	941, D4D, D4E
2V7440	SPRING	D4D, D4E, D4E SR
2V7441	SPRING	941, D4D, D4E, D4E SR
2V7442	SPRING (inner)	941, D4D, D4E
2V9035	SPRING	951B, D5B
3P1459	SPRING-RECOIL	963, D6C, D6D, D6E, D6E SR, D6G, D6G SR, D6G2 LGP, D6G2 XL
3P1465	SPRING-RECOIL	951B, D5, D5B, D5E
3P1885	SPRING	227, 571G, 572G, 973, 977K, 977L, D7F, D7G, D7G2
3P4434	SPRING-RECOIL	594, 594H, 953, 953B, 953C, D9G, D9H
4I7401	SPRING	330, 330 FM L, 330 L, 330B, 330B L
5H9474	SPRING	977D, 977H
5I4533	SPRING	307, 307B, PM-465
5K2754	SPRING-RECOIL	941, D3, D3B, D3C, D4C III, D4D, D4E
5K6262	SPRING	955K, 955L
7G6489	SPRING-RECOIL	D6H
7I7717	SPRING	322, 322 FM L, 322B, 322B L, 322B LN
7K0639	SPRING	941, D4D
7T3926	SPRING	D10N, D10R, D10T, D10T2, D9L
7T4616	SPRING	583R, 583T, 587R, 587T, D8N, D8R, D8R II, D8T, PL83, PL87
7T5352	SPRING	D9N, D9R, D9T
7V1111	SPRING-IDLER REC	235
7Y0631	SPRING	320 L, 320B, 320B FM LL, 322B L, 325, 325 L, 325 LN, 325B, 325B L
7Y1606	SPRING	315B FM L, 317B LN, 318B, 320 L, 320N
7Y1874	SPRING	330, 330 FM L, 330B L, 330C FM, 330C L, 330C MH, 350
8G4958	SPRING	D5H, D5H XL, D5HTSK II
8K2082	SPRING (Idler Recoil)	235
8K4102	SPRING (inner)	245
8Y2735	SPRING	931C, 931C II, 933, 933C, D3B, D3C, D3C II, D3C III, D3G, D4C, D4C II, D4C III, D4G, PM-201, PM-565, PM-565B
8Y6659	SPRING-RECOIL	939, 939C, D5C, D5C III, D5G
9V9408	SPRING	215B, 225, 227, FB221



## RECOIL SPRINGS FOR KOMATSU®



Part No.	Description	Application
134-30-63162	SPRING KOMATSU®	D61E, D61EX, D61PX, D68ESS
14Z-30-31111	SPRING KOMATSU®	D60P, D65E, D65EX, D65P, D65PX, D65WX, D85E, D85ESS
206-30-22130	SPRING KOMATSU®	BR380JG, HB215, PC200, PC220, PC228, PC228US, PC240
206-30-22140	SPRING KOMATSU®	HB205, HB215, PC200, PC210, PC220, PC228, PC228US, PC240
206-30-55172	SPRING (FOR PC200LC-6B) KOMATSU®	BP500, BR300S, BR350JG, BR380JG, PC200, PC200SC, PC210, PC220, PC228, PC228US, PC228UU
206-30-72111	SPRING KOMATSU®	BR480RG, PC200, PC200LL, PC220, PC240
207-30-54140	SPRING KOMATSU®	BR550JG, CD110R, D60P, D65E, D65EX, D65P, D65PX, D70LE, D85E, D85ESS, PC250, PC250HD, PC270, PC300, PC300SC, PC310, PC340, PC350
207-30-74142	SPRING KOMATSU®	430FX, 430FXL, BR550JG, BR580JG, PC220LL, PC270, PC290, PC300, PC308, PC350, XT430
208-30-74140	SPRING KOMATSU®	445FXL, 450FXL, PC300, PC300HD, PC350HD, PC390, PC400, PC450, PC490, PC550, XT445L, XT450L
20Y-30-42130	SPRING KOMATSU®	HB205, PC160, PC200

## LINK ASSEMBLIES



Model	Part No.	Length	Link LH	Link RH	Bushing	Pin	Master Link LH	Master Link RH
955	1V7077	41	3P7154	3P7153	5S0710	6B5502	3P3044 / 3P3046	3P3043 / 3P3045
211, 213, 215	6T0511	51	9K6628	9K6629	9K4061 / 7K2020	9K4060 / 9K4062	9K0028	9K0029
311B, 312B, 313B, 311, 312	1624303	41	4I7476	4I7475	6I6446 / 0931887	5I6140 / 0990653	4I7478	4I7477
311D, 312D, 312E, 314E, 313D	1764870	43	4I7476	4I7475	1624304	1624305 / 0990653	4I7478	4I7477
312D, 312B, 314C, 314D	1764871	45	4I7476	4I7475	1624304	1624305 / 0990653	4I7478	4I7477
312D, 330D, 330C, 336D	2019118	45	6Y2590	6Y2589	3211463 / 2010828	6Y2751 / 1883066	1187303	1187302
315B, 317B, 318B, 320B, 321C	1941609	45	9W3138	9W3137	1903524 / 1903523	1883064 / 6Y8186	8E8586	8E8585
315C, 317C, 318C, 319D, 320C, 323D	1941608	49	9W3138	9W3137	1903524 / 1903523	1883064 / 6Y8186	8E8586	8E8585
320C, 323D, 325D, 329D	2019116	45	6Y1608	6Y1607	3211462 / 2010826	6Y0851 / 1883065	1151854	1151853
320S, 325B, 325	6Y0854	48	6Y1608	6Y1607	1790693 / 1790695	6Y0850 / 6Y0850	N/A	N/A
322B, 322C, 324D	1959343	47	9W3138	9W3137	1903524 / 1903523	1883064 / 6Y8186	8E8586	8E8585
322C, 324D, 325B, 325C	2131932	48	6Y1608	6Y1607	3211462 / 2010826	6Y0851 / 6Y0850	N/A	N/A
323E, 329D, 329E	2131933	45	6Y1608	6Y1607	3211462 / 2010826	6Y0851 / 6Y0850	N/A	N/A
328D, 330D, 330C, 336D	2019119	49	6Y2590	6Y2589	3211463 / 2010828	6Y2751 / 1883066	1187303	1187302
330, 322B, 324D, 326D, 345D	1959344	51	9W3138	9W3137	1903524 / 1903523	1883064 / 6Y8186	8E8586	8E8585
345C, 349D, 349E, 568	3012287	52	4821224	4821223	2273029 / 2518368	8E4272 / 2532740	N/A	N/A
572G, 977L	3P0958	39	8S2590	8S2589	1M3669	8E4272	2P9654 / 2P9656	2P9653 / 2P9655
D3, D3B, D3C, D4C/B, 935C, 933, 930	6Y1711	36	6Y0936	6Y0935	6Y1717	6B5278	6Y0938 / 6Y0940	6Y0937 / 6Y0939
D3, D3B, D3C, D4C/B, 935C, 933, 931	6Y1713	39	6Y0936	6Y0935	6Y1717	6B5278	6Y0938 / 6Y0940	6Y0937 / 6Y0939
D3C, D3G, D4C, 933	3238757	39	6Y0936	6Y0935	1111522	3039455	6Y0938 / 6Y0940	6Y0937 / 6Y0939
D4	1543657	40	9K6628	9K6629	7T4628	1543664	1V4604 / 1V4606	1V4603 / 1V4605

## LINK ASSEMBLIES (CONT.)

Model	Part No.	Length	Link LH	Link RH	Bushing	Pin	Master Link LH	Master Link RH
D4	1V4599	36	9K6628	9K6629	7T4628	1543664	1V4604 / 1V4606	1V4603 / 1V4605
D4	1V7072	36	9K6628	9K6629	9K4061	9K4060	1V4604 / 1V4606	1V4603 / 1V4605
D4	7K2049	36	7K1826	7K1825	7K2019 / 7K2020	4B6166 / 4K3919	N/A	N/A
D5, 561	1543672	39	3P7154	3P7153	7T4636	1607818	3P3044 / 3P3046	3P3043 / 3P3045
D5, 561	1543676	46	3P7154	3P7153	7T4636	1607818	3P3044 / 3P3046	3P3043 / 3P3045
D5, 561, 977	3P5762	46	3P7154	3P7153	5S0710	6B5502	3P3044 / 3P3046	3P3043 / 3P3045
D5, D6, 561, 955	3P5757	39	3P7154	3P7153	5S0710	6B5502	3P3044 / 3P3046	3P3043 / 3P3045
D5C, D5G	2279976	39	6Y9262	6Y9261	2243959	1607816	6Y9264 / 9G8586	6Y9263 / 9G8585
D5H, D6M	6Y5412	37	6Y9268	6Y9267	6Y0929	1607818	8E0886 / 8E0888	8E0885 / 8E0887
D5H, D6M	6Y5414	46	6Y9268	6Y9267	6Y0929	1607818	8E0886 / 8E0888	8E0885 / 8E0887
D5M, D4H	1080955	41	1080948	1080947	1080944	1080943	1080950 / 1080952	1080949 / 1080951
D5M, D4H, 561H	1080954	44	1080948	1080947	1080944	1080943	1080950 / 1080952	1080949 / 1080951
D5M, D4H, 561H	2282744	44	6Y9262	6Y9261	9G8588	1607816	6Y9264 / 9G8586	6Y9263 / 9G8585
D6	3P5927	41	3P1113	3P1112	4M5991	4M5989	6Y6744 / 6Y6746	6Y6743 / 6Y6745
D6, D6R, D6H, 527	6I9671	41	3788242	3788241	8E7222	1607820	8E7410 / 8E7408	8E7409 / 8E7407
D6D, 955L, D6C	3P1088	36	3P1113	3P1112	4M5991	4M5989	3P1115 / 3P1117	3P1114 / 3P1116
D6D, D6C, 955L	3P1118	36	3P1113	3P1112	3P1109	1607819	3P1115 / 3P1117	3P1114 / 3P1116
D6D, D6E, D6G	3P1120	39	3P1113	3P1112	3P1109	1607819	6Y6744 / 6Y6746	6Y6743 / 6Y6745
D6M, D5H	1061634	47	1061626	1061625	1061618	1547311	1061628 / 1061630	1061627 / 1061629
D6M, D5H	1061636	46	1061626	1061625	1061618	1547311	1061628 / 1061630	1061627 / 1061629
D6M, D5H	1102976	40	1061626	1061625	1061618	1547311	1061628 / 1061630	1061627 / 1061629
D6R, D6H	6I9668	39	3788242	3788241	8E7222	1607820	8E7410 / 8E7408	8E7409 / 8E7407
D6R, D6H	6I9670	40	3788242	3788241	8E7222	1607820	8E7410 / 8E7408	8E7409 / 8E7407
D6R, D6H	8E9037	45	3788242	3788241	8E7222	1607820	8E7408 / 8E7410	8E7407 / 8E7409
D7, 571, 572	3P0955	38	8S2590	8S2589	1M3669	8E4272	2P9654 / 2P9656	2P9653 / 2P9655
D7G	2392230	38	2330386	2330385	2373790	1992794	2554792 / 2554794	2554791 / 2554793
D7R, D7H	1156301	40	6I9240	6I9239	1154924	1154923	6I9242 / 6I9244	6I9241 / 6I9243
D7R, D7H	1156303	41	6I9240	6I9239	1154924	1154923	6I9242 / 6I9244	6I9241 / 6I9243
D7R, D7H	6Y1139	43	9G2418	9G2417	2373790	1992794	9G2420 / 9G2422	9G2419 / 9G2421
D7R, D7H	6Y1141	40	9G2418	9G2417	2373790	1992794	9G2420 / 9G2422	9G2419 / 9G2421
D8, 583	8S0396	41	7S9182	7S9181	2900844	1M1455	7S9602 / 7S9604	7S9601 / 7S9603
D8, 583	9W8937	41	7S9182	7S9181	2P9484	2P9486	7S9602 / 7S9604	7S9601 / 7S9603
D8L	6I8665	45	8E4506	8E4505	6Y3914	1992794 / 9W5588	8E4060 / 8E4458	8E4059 / 8E4457
D8T, D8R	2726010	44	8E4506	8E4505	6Y3914	1992794 / 9W5588	8E4060 / 8E4458	8E4059 / 8E4457
D9, 594	8S1731	39	8E4056	8E4055	2S0253	2M5652	8S0944 / 8E4058	8S0943 / 8E4057
D9L, 589	6Y2887	47	7T7630	7T7629	6Y2141	6Y2146 / 6Y2147	6T2882 / 6T2886	6T2881 / 6T2885
D9R, D9T	1995531	43	9W2744	9W2743	1860781	1995522	2504244 / 2504248	2504243 / 2504247

## UNDERCARRIAGE SYSTEM

Part No.	Description	System Application	Model / Engine Application
1S6422	PILOT	FRONT IDLER	561, 561B, 951C, 955, 955H, 3304
2V7197	PILOT	MEC.TRACK ADJUSTER	D4D, 3304
2V7198	PILOT A.	FRONT IDLER	D4D LGP, 941, 3304
2V9025	PILOT	FRONT IDLER	D4D, 3304
6A7196	PILOT	FRONT IDLER	215, 215B, 3204

Part No.	Description	System Application	Model / Engine Application
7M1856	PILOT	FRONT IDLER	D6C, 3306
7M1859	PILOT	FRONT IDLER	D6C, 3306
7P7740	PILOT	FRONT IDLER	953, 3204
9H4104	PILOT	FRONT IDLER	D5B, 955, 3306

Part numbers are used for reference purposes only.

Costex Tractor Parts Copyright © 2023. All rights reserved.

# RIMS & WHEELS



Rim Part No.	Machine	Seal	Ring Lock	Flange	Rim Group
6S4848	910	4K4879	7K3658	8W9591	N/A
7K8758	920	4K4879	4K4881	8W9594	N/A
7V5177	920	2D2565	2D2566	2D2567	7V5178
7V5210	930	2D2565	2D2654	8W9566	N/A
6C0898	936	4K4879	4K4881	8W9576	N/A
4K5851	950	2D2443	2D5272	N/A	1V7445
4K4909	950	4K4879	4K4881	4K4907	4K4908
1842309	120G, 130G	2D2565	2D2654	8W9566	9D5900
8X1160	120H, 135H, 140H	N/A	N/A	N/A	N/A
1233420	12H, 120H	N/A	N/A	N/A	N/A
6G1528	12H, 120H, 140G	4K4879	4K4881	8W9594	N/A
2520098	12H, 12M, 120M, 140M	N/A	N/A	N/A	N/A
N/A	12H, 14H, 16H	4K4879	4K4881	N/A	1426232
2901505	12M, 120M, 140M	N/A	2D2654	8W9566	2901505
2520100	12M, 120M, 160M	N/A	N/A	N/A	N/A
2G5744	130G, 140G	2D2565	2D2566	8W9587	5T8234
6G1527	140M, 160M	N/A	4K4881	8W9582	N/A
1850050	14H	2D2565	2D2654	8W9566	N/A
2899726	160M	N/A	4K4881	8W9594	N/A
2248809	725, 730	N/A	7D7469	2087472	N/A
Rim Assembly	Machine	Seal	Ring Lock	Flange	Rim Group
1396938	740, D350E	N/A	7D7469	5K4865	N/A
1155172	824G, 980G	2D2443	7D7469	4F8925	N/A
3304103	824G, 980G/K	2D2443	7D7469	5K4865	1104603
7K3913	910, 920	4K4879	7K3658	8W9591	1V7344
8R5825	924G, 930G	N/A	N/A	N/A	N/A
2531691	924H, 928H	N/A	4K4881	1718689	N/A
4V2135	926E/F	4K4879	4K4881	8W9594	4V2135
1022131	928G, 930G	4K4879	4K4881	8X9925	N/A
8R3223	928G, 930G	N/A	4K4881	8W9576	N/A
9K5780	930T	4K4879	4K4881	8W9594	N/A
2522161	938G, IT38G	N/A	4K4881	1718689	2522161
1026222	938G/F	4K4879	4K4881	8W9576	1197454
2707829	938H	N/A	4K4881	1718689	N/A
5V2937	950B	3D2824	4K4881	8W9604	N/A
5C9287	950E/B	2D2443	2D5272	1J8387	N/A
2069271	950G, 962H	2D2443	7D7469	2087472	2069278
8R1465	950G, 966G/H, 972G	N/A	7D7469	4F8925	N/A

Rim Part No.	Machine	Seal	Ring Lock	Flange	Rim Group
1312778	950G/H, 962G	N/A	7D7469	1J8387	N/A
3V4404	966C/R	2D2443	2D5272	1J8387	N/A
2069272	966H, 972H	2D2443	7D7469	2087473	N/A
6W4536	980C, 980F	2D2443	7D7469	4F8925	N/A
8V3550	980C, 980F	2D2443	7D7469	5K4865	N/A
1104604	980G, 980H	2D2443	7D7469	5K4865	1104604

## BACKHOE WHEELS

Part No.	Description	Machine
1350786	WHEEL AS - FRONT	416C, 416D
1956348	WHEEL AS - LEFT HAND REAR	432E/F
2026186	WHEEL AS - FRONT	432E, 420F
2713042	WHEEL AS - REAR	420D, 424D
2713050	WHEEL AS - REAR	424D, 428D
9R0315	WHEEL AS - FRONT	416, 428
9R1572	WHEEL AS - FRONT	428C

## BACKHOE LOADER PADS



Part No.	Application
1378894	426C, 436C
1378898	428C, 438C
1873825	416D, 420D, 432D, 428D, 424D
1873826	416D, 420D, 432D, 428D, 424D
1873827	416D, 430D, 428C, 438C, 432D
1873828	416D, 430D, 428C, 438C, 432D
1873829	416D, 430D, 428C, 438C, 432D
1921699	426C, 436C
1931681	428C, 438C
1931682	428C, 438C
1931683	428C, 438C
1931684	428C, 438C
1931685	428C, 438C
1931686	428C, 438C
1931687	428C, 438C
1931688	428C, 438C
1931689	428C, 438C
2171577	420E, 428E, 430E, 422E, 432E, 442E, 444E
2188411	420E, 428E, 430E, 422E, 432E, 442E, 444E
2269764	420E, 428E, 430E, 422E, 432E, 442E, 444E
2335169	420E, 428E, 430E, 422E, 432E, 442E, 444E
9R8231	438C, 436B
9R8235	426C, 436C, 428C, 438C
9R9579	426C, 436C, 428C, 438C

## TIE RODS & SOCKETS



### RODS

Part No.	Description	Application
1313739	ROD-TIE	12H, 120H, 135H, 140H, 143H, 160H, 163H, 854G
9R2601	ROD-TIE	416, 426, 428, 436, 438
9R2842	ROD-TIE LH	416/B, 426/B, 428/B, 436/B, 438/B
9R2843	ROD-TIE RH	416/B, 426/B, 428/B, 436/B, 438/B
1100840	ROD-TIE	416C, 426C, 428C, 436C, 438C, 442D
2292949	ROD-TIE AS LH	416C/D, 420D, 426C, 428C/D, 430D, 436C, 438C
2292950	ROD-TIE AS RH	416C/D, 420D, 426C, 428C/D, 430D, 436C, 438C
2172883	ROD-TIE	416D/E, 420D/E, 430E/F
2074272	ROD-TIE	416D/E, 420D/E
2164459	ROD-TIE	416D/E/F, 420D/E/F, 430D
2099886	ROD-TIE	416D/F, 420D/E/F, 430D/E
2385236	ROD-TIE AS LH	434E, 444E
2385237	ROD-TIE AS RH	434E, 444E
1534941	ROD-TIE	TH103
2097480	ROD-TIE	TH220B, TH330B
2172915	ROD-TIE	TH355B
1987834	ROD-TIE	TH560B, TH580B
1534942	ROD-TIE	TH62
1534943	ROD-TIE	TH82

### SOCKETS

Part No.	Description	Application
2768724	SOCKET GP-RH	120M, 140M, 160M
1313736	SOCKET	12G/H, 120G/H, 130G, 140G/H, 160H
1313737	SOCKET AS LH	12G/H, 120G/H, 130G, 140G/H, 160H
1313738	SOCKET AS RH	12G/H, 120G/H, 130G, 140G/H, 160H
2768723	SOCKET GP-LH	12M, 120M
1416138	SOCKET GP	14G
1416136	SOCKET GP	14G, 16G, 16H
1416137	SOCKET GP	14G, 16G, 16H
2746810	SOCKET GP-LH	14M
2746811	SOCKET GP-RH	14M
1365694	SOCKET AS	768C, 769C, 771D
1365695	SOCKET AS	768C, 769C, 771D
9D3706	SOCKET A LH	772, 772B, 773, 773B/E
9D3704	SOCKET A	772/B, 773/E, 776/B/C/D, 777B/C/D

Part numbers are used for reference purposes only.

## PINS



The internal hardness of our new CTP Pins is thicker to ensure better resistance and longer life. They are manufactured out of Chrome-moly alloy steel, and are put through an induction hardness procedure that makes the pin more resistant to extreme wear, prevents corrosion, and maximizes performance. We also use electroplating techniques to apply additional anti-corrosion products and improve their overall strength

### Our pins feature:

- Induction Harden zone HRC 56 min to depth 1mm
- Minimum core hardness HRC 22 to 25
- 0.02 to 0.03mm layer of chrome coating on all surfaces of the pin.
- Material; 42CrMo and 35CrMo

Minimum core hardness HRC 22 to 25

Thicker internal hardness

Layer of chrome coating on all surfaces of the pin



## CONTROL GP - BUCKET

Part No.	Machine Model	Part No.	Machine Model
8W5293	12G, 120G, 160G	6K7166	950
2G8613	140G	8K5758	950
5V1882	325C, 950B	5V1511	950B, 950G
7K9360	910, 931, 941	3101899	950B/G, 325C
4V8657	916, 918F, 924F	1369371	950G, 962G
8Y7028	918F, 924F	4V7099	950G/950H
6K8314	920	1369380	950G/H, 962G
6K8316	920	7K9513	966
6K8542	920	6K8307	966, 966C
7K5213	920	6K8308	966, 966C
7K9347	920	6K8309	966, 966C
7K9348	920	8K5334	966, 966C
4V2588	926	1386679	966, 966G
6K6175	920, 922, 930	7V6715	966D, 966E, 966F
1180869	928G, 928HZ	7V6716	966D, 966E, 966F
1226393	928G, 928HZ	1386674	966G
7K9343	930	4E3196	966G, 950B
7K9345	930	7K9990	980, 980B
4V3619	936, 938F	3121067	980C, 980F
4V3625	936, 938F	1V8439	980C/F
8G1098	936, 938F, 953	1V8949	980C/F/G
1106167	938F, 938G	1V8957	980C/F/G/H/K
2878291	938	1857219	980G
6K5513	944, 950	1302621	980G/K/M
6K7161	950	4V2122	988B/F, 992C
6K7162	950	1V8031	992
6K7164	950	1V8030	992C, 992D
6K7165	950	9V3363	IT24F, IT18/B

Costex Tractor Parts Copyright © 2023. All rights reserved.



## BOOM GP

Part No.	Machine Model
1243240	120G, 120H, 140H
5T3323	621B, 623B
8J7727	621E, 327E
5T8528	621E, 627E
1V8850	824, 980/F
6K2703	920
1133791	924G
9C8634	928F, IT28F
9V6162	936, 936F, 938, 938F
5K0990	950
5K3499	980, 980C

## MOUNTING GP

Part No.	Machine Model
1301918	416, 426
9R6162	416, 426
9R6163	416, 426
1590961	416/B/D
2119286	416E, 420E
3G8932	D4H, D6H, D6M
1U0159	D6D, D4H, D5H
1U0612	D6R/H
9P6912	D8L, D9L
9W7991	D8N, D8R
2195735	D8T
2195743	D8T

## FRAME GP

Part No.	Machine Model
2502398	320N, 320C
1175435	325B, 330B/C/D
5J3371	330, 330B/L
4I4812	330B/BL, 320B/C
2502436	330C
4I4996	345B, 345BL
1300485	416B/C, 426C
9R8579	416, 416B, 416C
9R0237	416, 428
1590960	416/B/C
1300479	416B/C, 426C
2375330	416D, 420D, 424
2368182	416D, 420D, 430
1014020	416D, 420D
3005440	416E, 420E
3288776	416E, 420E
2096855	416E, 420E, 422

## MISCELLANEOUS PINS

Part No.	Machine Model	Application
9J9598	D6, D5E, D6D	RIPPER GP
9R0423	416B, 426C	STABILIZER GP
1483386	330B	STICK GP
2201019	416	STICK GP
1506308	785D	SUSPENSION GP

## Arm Gp

Part No.	Machine Model	Part No.	Machine Model
9R3182	414E, 416, 416B	1114343	416C, 426
1285010	416	1114334	416C, 426C
1305451	416/C/D, 420D, 436C	1326496	416C, 426C
1251037	416C, 420D, 426C	1224954	420D, 426C, 428D



## PIVOT PINS I

Part No.	Machine	Part No.	Machine
2374872	D8R	6Y7474	D7R, D7H, D7H LGP
2519832	D6R, D6R-III, D6T	8E6220	D5H, 527
3H7164	D8H	8E6442	D8N, D8R
4D3462	619C, 140B		
6Y7471	D6H, D6H XR, D6R		

## LINKAGE GP

Part No.	Machine Model
4E1065	215C, 219, 235
1441012	312B/C, 320C
1066878	315
1192863	317B L, 317B-LN
0860523	320
0875805	320
0875806	320
0875845	320
7Y6617	320
4I5016	330
7Y2348	320, 320B
7Y2357	320, 320B
1865652	320, 325
1072139	320B, 330C
2343931	320D, 325D
2343930	320D, 323D, 324D
2543053	320D/DL
2543052	320DL
1893922	322, 325
7Y3548	322B
7Y3549	322B
7Y3550	322B
1894148	322B/BL, 330C
2512552	324D, 324D LN

Part No.	Machine Model
2512558	324D, 330D
2512557	324D, 330D
4I4804	330, 330BL
4I4805	330, 330BL
1896062	330, 330C, 330BL
1893923	330C, 322C, 325C
2012837	330C/CL
2357636	330D, 330D L
2357642	330D, 330D L
1413476	345B
1413479	345B L
4I6722	345BL, 365BL
2357639	345C
4I5014	350, 350L
2123090	365B
9R4494	416
1545279	416, 430D
9R7696	416B, 416C, 426
1545277	416C/D, 430D
1545278	416C/E, 430D
1545280	416D/E, 430D
2136698	416E
8W6928	770/G, 769D
1684331	988G, 988H

## AXLE GP

Part No.	Machine Model
2G8620	120G
2G8628	120G
8W6476	120G, 140H
2D5961	12E/F, 14B/C
1303595	12H, 120H, 140H
2G8633	135H
2G8614	14G
2G8629	140G
1107722	16H, 16M
9R9631	416, 416B
1601014	416B, 426B, 428

## HITCH GP

Part No.	Machine Model
1243240	120G/H, 140H
5T3323	621B, 623B
8J7727	621E, 327E
5T8528	621E, 627E
1V8850	824, 980/F
6K2703	920
1133791	924G
9C8634	928F, IT28F
9V6162	936/F, 938/F
5K0990	950
5K3499	980, 980C

## GUARD GP

Part No.	Machine Model
1301638	416
8K0530	12M, 14H, 160M
3W0630	D6H
9N4622	D7H, D8R

## BUCKET GP

Part No.	Machine Model
9R0437	416, 416B, 426
9R0438	416, 416B, 426

## CYLINDER & MTG GP

Part No.	Machine Model
1361711	120H
5T8417	140G/H, 120H
1428791	226B, 242, 242B
4K8225	814, 815, 816
1322553	924G, 930G
4V2115	988BF, 988B

## BLADE GP

Part No.	Machine Model
3F6149	D6C
6Y6751	D6H, D6R, D6T
9W2939	D10N, D10R, D11
1303434	D11R
3F6185	D306N

## BAR GP

Part No.	Machine Model
8G3733	517, D4K
3W8572	963C
6Y6886	D4H
1090380	D5N, D5M, 561N
2814015	D6R

Part No.	Machine Model
9U8481	D6R
2284093	D6T, D6R
7T4865	D8L, D8N, D9L
6Y3545	D8N, D8R


## RUBBER TRACKS



CTP now stocks a large selection of rubber tracks for mini-excavators, compact track loaders and mini-dozers for nearly all equipment brands such as CAT®, Bobcat®, Takeuchi®, John Deere®, Case®, Komatsu®, Terex®, New Holland®, Volvo®, Hyundai®, and JCB®

Environmental hazards, heat, and friction are the enemy when it comes to rubber track longevity. At CTP, we ensure our rubber tracks are manufactured from only the finest materials and specifically designed to provide excellent performance under a wide range of working conditions. The rubber tracks manufacturing process follows strict ISO 9001 Quality Standards.

Here are some of the several popular sizes available in stock for a large selection of machines and applications:



180mm Width Rubber Track

- Mini-Excavator Rubber Track
- Width: 180mm
- Pitch: 72mm



230mm Width Rubber Track

- Mini-Excavator Rubber Track
- Width: 230mm
- Pitch: 48mm



300mm Width Rubber Track

- Mini-Excavator Rubber Track
- Width: 300mm
- Pitch: 52.5mm
- 300mm Width 52.5mm Pitch Rubber Track (Narrow and Wide Guide Link)



320mm Width Rubber Track

- Mini-Excavator Rubber Track
- Width: 320mm
- Pitch: 86mm





#### 450mm Width Rubber Track

- Compact Track Loader Rubber
- Width: 450mm
- Pitch: 86mm
- 450mm Width 86mm Pitch Rubber Track (C Tread Pattern and Standard Duty Style)



#### 450mm Width Rubber Track

- Compact Track Loader Rubber
- Width: 450mm
- Pitch: 100mm



#### CATERPILLAR MTL1

- Track Loader Rubber
- Width: 15(in)
- Pitch: 4(in)



#### CATERPILLAR MTL2

- Track Loader Rubber
- Width: 18(in)
- Pitch: 4(in)

### MINI-EXCAVATORS

Part No.	Size	Links	Tread Pattern	Comments
180x72x39	180(mm) x 72(mm)	39	P	180mm Wide Conventional Guide
230x48x66	230(mm) x 48(mm)	66	S	230mm Wide Short Pitch Interchangeable Guide
230x48x70	230(mm) x 48(mm)	70	S	230mm Wide Short Pitch Interchangeable Guide
300x52.5Nx80	300(mm) x 52.5(mm)	80	V1	300mm Wide Short Pitch Interchangeable Guide/Narrow Guide Link
300x52.5Wx84	300(mm) x 52.5(mm)	84	V1	300mm Wide Short Pitch Interchangeable Guide/Wide Guide Link
300x52.5Nx86	300(mm) x 52.5(mm)	86	V1	300mm Wide Short Pitch Interchangeable Guide/Narrow Guide Link



#### STEEL CABLES

Made of high-tensile steel wires resistant to cutting and stretching, allowing for even tension throughout the track.

- Unique steel core design improves rubber bonding
- Special coating improves corrosion resistance
- Even cable placement

#### 3S IRON CORE

- Exclusive External 3S Iron Core
- Greatly reduces vibrations for a smoother ride and less noise
- Significantly reduce risk of detracking

#### CURBSHIELD


- Edge cutting protection
- Prevent cable and metal bar from damage
- Protect steel bar and rubber adhesion

#### TREAD PATTERN

P



S



V1



Tread patterns designed for maximum traction, flotation and durability.

### COMPACT TRACK LOADERS

Part No.	Size	Links	Tread Pattern	Comments
B320X86X49	320(mm) x 86(mm)	49	AE	320mm Wide Block Staggered Tread Pattern
B320X86X52	320(mm) x 86(mm)	52	AE	320mm Wide Block Staggered Tread Pattern
T320X86KX52	320(mm) x 86(mm)	52	AE	320mm Wide Block Staggered Tread Pattern
B320X86X53	320(mm) x 86(mm)	53	AE	320mm Wide Block Staggered Tread Pattern
B450X86CX52	450(mm) x 86(mm)	52	CE	450mm Wide "C" Pattern Tread Pattern
B450X86CX55	450(mm) x 86(mm)	55	CE	450mm Wide "C" Pattern Tread Pattern
B450X86CX56	450(mm) x 86(mm)	56	CE	450mm Wide "C" Pattern Tread Pattern
B450X86SDX60	450(mm) x 86(mm)	60	AE	450mm Wide "C" Pattern Tread Pattern
T450X100KX48	450(mm) x 100(mm)	48	AE	450mm Wide Block Staggered Tread Pattern
T450X100KX50	450(mm) x 100(mm)	50	AE	450mm Wide Block Staggered Tread Pattern



#### STEEL CABLES

Made of high-tensile steel wires resistant to cutting and stretching, allowing for even tension throughout the track

- Unique steel core design improves rubber bonding
- Special coating improves corrosion resistance
- Even cable placement


#### TRACK GUARD

- Prevents infiltration of water, sand and rocks between the rolling path and iron core
- Increases rolling path durability by 100%

#### IRON CORE

- Produced from superior steel alloy for a track 15% stronger than the competition's

#### TREAD PATTERN



AE

CE

Tread patterns designed for maximum traction, flotation and durability.

### Compact Track Loaders

Part No.	Size	Links	Tread Pattern	Comments
2208161	18(in) x 4(in)	51 (C-Lug)	MTL2	3 days "Lead Time"
2387664	18(in) x 4(in)	56	MTL2	3 days "Lead Time"
3258624	15(in) x 4(in)	42	MTL1	3 days "Lead Time"
3258625	18(in) x 4(in)	51 (Triple Row)	MTL2	3 days "Lead Time"



#### DRIVER LUG

- Optimized drive lug geometry for extended wear and superior performance

#### HEAVY-DUTY CARCASS

- Optimized ply for better track alignment and rigidity
- Endless single cure technology for even ply and cable placement
- Heavy-duty synthetic fiber provides rock puncture resistance

#### TREAD PATTERN



MTL1

MTL2

Tread patterns designed for maximum traction, flotation and durability.

# RUBBER TRACKS I

Machine Model											
Part No.	AIRMAN	BOBCAT	CASE	CATERPILLAR	DAEWOO	DITCH WITCH	GEHL	HANIX (NISSAN)	HITACHI	HYUNDAI	IHI
180X72X39		MT50 / 52				JT 520, SK 500					
230X48X66	AX 16 / CBL-3	320/D/G/J		301.5	Solar 015		GE 142	H 15A	EX 16	ROBEX 15-5	
	AX 16-2	322/D/G/J		301.6	Solar 15			H 15B PLUS-2	EX 17/-2/2B	ROBEX 15-7	
	AX 16-2 N	323		301.8				H 15B-2	FH 16.2	ROBEX 16-7	
	AX 17	E 16		ME 15				N 120-2	FH 17.2		
	AX 17 CGL-2 N								FH 17.2/PLUS		
	AX 17-2 / N			MH 15				N 150-2	HE 15		
	HM 10, HM 15								HM 15		
230X48X70			CX 14/ZTS	301.5 CR	Solar 015 Plus	MX 15			EX 17U	16-9	15NX
			CX 15 STC	301.6 C	Solar 018	MX 182			ZX 17U-2		18J
			CX 16 B	301.8 C	Solar 018VT						18N
			CX 16 SVR								IS 18J
			CX 17 B								
		CX 18 B									
300X52.5NX80		328G	CK 32	MX 35		MX 202	363	H 29A, H 30/A		ROBEX 24Z-9	
		331/D/E/G	CX 27 B			MX 272	GE 342	H 35/A, H36A		ROBEX 27Z-9	
		334/D/G						Minicrane		ROBEX 30	
		E 26						N 300-2, N 350-2			
		E 32						S&B 30 0 /-2			
	E 32 C						S&B X-1				
300X52.5NX86	AX 35/36 U							EX 35U	ROBEX 35-9		
	AX 36 UCGL								ROBEX 35Z-9		
300X52.5WX84			CK 36	303 CR			353		EX 33		30JX / NX
				MM 35			373				32J
				MM 35 A			GE 353				35J/N
				MM 35 B			GE 373				IS 30JX / NX
				MM 35 T			MB 358				32J
			MM 40 SR							IS 35G/GX	
			MX 35							IS 35J	
B320X86X49		T190		239							
		T550									
		T570									
		T590									
		864/FG/G									
B320X86X52		T200									
		T630									
		T650									
				259							
				259 B3							
B450x86Cx52		864/FG/G									
		T200									
		T630									
		T650									
		T250, T300	445 CT								
B450x86Cx55		T320, T730	450 CT								
		T750, T760									
				236, 246							
				248/B							CL 45
				246 C, 256 C							
B450X86SDX60				262 C, 268 B							
				279 C							
				289 C/C L							
				299 C							

## RUBBER TRACKS (CONT.)

Part No.	Machine Model										
	JCB	JOHN DEERE	KOBELCO	KOMATSU®	KUBOTA	MUSTANG	NEW HOLLAND	NISSAN	TAKEUCHI	TEREX	VOLVO
T320X86KX52							CTL 60 / 65				
T450X100KX48							CTL 70 / 75				
T450X100KX50							CTL 80 / 85				
180X72X39					KX 21				TB 080		
230X48X66						ME 1402	EC 15	150/N		TC 15	EC 15
						ME 1502		N 120-2		TC 16	EC 15 ADJ -
								N 150-2		TC 20	WIDTH
								N 150-2R			EC 15XR
								N 230-2			
230X48X70		17 ZTS	SK 13 SR	PC 15 MR	KX 41-2SC		E 18 B SR TR IV		TB 15F		
			SK 16 MSR	PC 15 MRx-1	KX 41-2V		E 18 SR		TB 15FR		
				PC 18 MR2	KX 41-2VC		EH 15 B				
					KX 41-3V						
					RX 141						
300X52.5NX80		27 D	SK 27	PC 15	AR 30	ME 3402	EC 35	N 300-2		AR 35	
			SK 27 SR-3	PC 15 advance R	K 028, K 030	ME 3602	EH 27 B	N 300-2R		TC 25	
			SK 27SR ACE-	PC 20 R	KH 030/G/HG			N 350-2		TC 35	
			RA TR 4		KH 033, KX 030			N 350-2R			
					KX 033-1			S&B 300			
				KX 71-2			S&B 300-2				
				KX 91/-2			S&B X-1				
300X52.5NX86		35 C, 35 D								TC 37	
300X52.5WX84	803		SK30 UR-2		KH 033	3503					EC 35
	803 E				KH 101						ECR 38
	803 plus				KH 90						
	803 Super				KX 033						
	8030ZTS				KX 101						
				KX 90							
				RX 301							
				RX 302							
				RX 303							
B320X86X49	180 T										
B320x86x52	190 T	319 D		820 TURBO	SVL 75						
		323 D		CK 20/ -1							
		CT 322		CK 25-1							
				SK1020 VTS							
B450X86CX55							C 185, C 190				
							LT 190 C				
							LT 195 B				
B450X86CX56	260 T	329 D, 333 D		1020 TURBO							MC 110/B
		CT 332		CK 30-1 CK 35-1							MTC 135c
T320X86KX52						MTL 16/316			TL 130/230		
T450X100KX48						MTL 20/320			TL 140/240		
T450X100KX50						MTL 25/325			TL 150/250		

† CTP Offers a database with all rubber tracked machines ensuring you get the correct rubber track specification for your machine.



# CABLES

CTP cables are simple to install and easy to maintain, to provide low costs throughout the products' life cycle.

## BRAKING SYSTEM CABLES

Part No.	Application	Machine Model
1061858	SERVICE BRAKE	950F, 960F
1088100	BRAKE GROUP	814F, 815F, 816F, 950F, 960F, 966F, 970F
1445323	CLUTCH & BRAKE CONTROL	12H, 120H, 135H, 140H, 143H, 160H, 163H
1479654	PARKING BRAKE	950G, 962G, 962G II, IT62G
1630755	PARKING BRAKE	416C/D, 420D, 424D, 428C/D, 430D, 432D, 436C, 438C/D, 442D, 446D
3E1804	SERVICE BRAKE	834B, 836, 988B, 988F
4D3270	SERVICE BRAKE	120B, 140B, 12
4D7345	CLUTCH & BRAKE CONTROL	12, 120B, 140B
4V2157	PARKING BRAKE	814B, 815B, 816B, 824C, 825C, 826C, 950B, 966D, 980C
6C1581	SERVICE BRAKE	966F, 970F



Part No.	Application	Machine Model
6D1562	CLUTCH & BRAKE CONTROL	120, 140
7X1799	STEERING & BRAKING SYSTEM	D8N, D8R, D7H & D7H LGP
7X1906	STEERING & BRAKING SYSTEM	D6H, D6H LGP
8D5287	CLUTCH & BRAKE CONTROL	12G, 130G, 140G, 160G
8D5288	CLUTCH & BRAKE CONTROL	14G
9D4635	CLUTCH & BRAKE CONTROL	120G
9U0691	PARKING BRAKE	IT18F, IT24F, IT28F, 918F, 924F, 928F, 938F
9X5694	CLUTCH & BRAKE CONTROL	12H, 16H, 120H, 135H, 140H, 160H, 163H

## CABLES FOR ELECTRICAL & STARTING SYSTEMS

Part No.	Application	Machine Model
1706929	ELECTRICAL & STARTING SYSTEM	313D2 LGP, 314D LCR, 315C & 315C L, 318D2 L, 320C, 320C L, 320D L, 323D2 L, 324D, 324DL, 325D L, 329D L, 330C L, 336D2 L, 345D, 621K, 623K, 627K
3L8048	ELECTRICAL	D342C, D348, D379A, D379B, D398
7P6682	ELECTRICAL	D4H LGP, D5N, D6R, D6T, 416B, 428B, 815B, 943, 953, 960F, 973C, PM-565

## CABLES FOR LOCK SYSTEM

Part No.	Application	Machine Model
1166531	LOCK-TRANSPORT	416B, 426B, 436B
1178774	LOCK-TRANSPORT	416C
1137398	LOCK-TRANSPORT	428B, 438B
1742365	LOCK-TRANSPORT	416C, 426C, 436C

## CABLES FOR FUEL SYSTEM

Part No.	Application	Machine Model
1042128	GOVERNOR	3054
1742297	GOVERNOR	3054B, 3116
2037100	GOVERNOR	3116, 3054
2350128	GOVERNOR	3054C, 3054B, C4.4
5G2315	GOVERNOR	3204
6T8466	GOVERNOR	3204, 3304
6T8467	GOVERNOR	3304
6T8468	GOVERNOR	3306, 3406C
6T8469	GOVERNOR	3406
8C9586	GOVERNOR	3306, 3306B
9D0148	GOVERNOR	3306, 3306D
9D1611	GOVERNOR	3304, 3306, 120G
9X0391	GOVERNOR	3306, 816F
9X4776	GOVERNOR	3114
9X4857	GOVERNOR	3408
9X5476	GOVERNOR	3408
1311990	GOVERNOR	3126
1641079	GOVERNOR	3054, 3054B, 3114
1766767	GOVERNOR	3126, 3306, 3406C
9X1336	GOVERNOR	3306
9X4219	GOVERNOR	3306, 3406/B

Part numbers are used for reference purposes only.

## FRAME AND BODY CABLES

Part No.	Application	Machine Model
1641183	FRAME GP SWING	416D, 420D
2220844	FRAME GP SWING	416D, 420D

## UNDERCARRIAGE TRACK ADJUSTER CABLES

Part No.	Application	Machine Model
7G8282	UNDERCARRIAGE TRACK	D7H, D8L/T, D9T/ L/R, D10N, D10R, D10T2, D11R/T, PL83, PL87, 583R

## POWERTRAIN CABLES

Part No.	Application	Machine Model
2V7617	TRANSMISSION CTRL.	834B, 988B
7V9142	TRANSMISSION CTRL.	930/R/T
7V9223	TRANSMISSION CTRL.	966C/R
8C5604	TRANSMISSION CTRL.	D3C, D4C, D5C, 931C, 933
8D5286	TRANSMISSION CTRL.	12G, 130G, 140G, 160G
8D5289	TRANSMISSION CTRL.	14G
8V8022	TRANSMISSION CTRL.	966C/R
9D4634	TRANSMISSION CTRL.	120G
9D4635	TRANSMISSION CTRL.	120G
9G8630	TRANSMISSION CTRL.	D8L, D9L/N/R, D10N
9G8631	TRANSMISSION CTRL.	D8L, D9L/R, D10N,
1V6350	TRANSMISSION CTRL.	834B, 836, 988B

## OPERATOR CABLES

Part No.	Application	Machine Model
3V2783	STATION INSTALL	814B, 815B, 816B, 824C, 825C, 826C, 966D, 980C
3V7125	STATION INSTALL	824C, 825C, 826C, 980C/F
4V4835	STATION INSTALL	950B
5V4732	STATION INSTALL	814B, 815B, 950B/E, 966D/E/F
5V4734	STATION INSTALL	814B, 815B, 816B, 950B, 966D/E
6T1313	STATION INSTALL	G936, 936/E/F
6T1314	STATION INSTALL	G936, 936/E/F
7T1971	STATION INSTALL	815B, 824C, 825C, 826C
8V0554	STATION INSTALL	824C, 825C, 826C, 980C/F
9X0391	STATION INSTALL	814F, 815F, 816F, 970F
9D2141	INDICATOR GP	12G, 120G, 130G, 140G, 160G
9X0390	STATION INSTALL	IT18B, IT28B, 916, 926E, 936E/F, 966E
9X1147	STATION INSTALL	IT18B, IT28B, G916, D3C, D4C, D5C, 926E
9X1395	STATION INSTALL	950E
9X5426	STATION INSTALL	950F, 960F
9X5695	STATION INSTALL	950F, 966F
1406705	STATION INSTALL	938G, IT38G
3V7096	STATION INSTALL	824C, 825C, 826C, 980C/F

## WINCH CONTROL CABLE

Part No.	Application	Machine Model
3V9180	WINCH CONTROL	3306

Costex Tractor Parts Copyright © 2023. All rights reserved.



# TOOLS & SUPPLIES

## GREASE GUN KIT



### The CTP Grease Gun Kit includes:

- ✓ A TWIN-LOCK-System Grease Gun that ensures the grease reaches the lubrication point to avoid dummy lubrication.  
*La graseira posee un sistema TWIN LOCK que asegura que la grasa alcance el punto de lubricación perfecto para evitar una lubricación falsa.*
- ✓ Two different high pressure hoses that connect the grease gun to the lubrication point.  
*Dos mangueras de presión diferentes que conectan la graseira con el punto de lubricación.*
- ✓ An extension tube that allows you to adjust the bent connector to the desired pointing direction.  
*Un tubo de extensión que permite apuntar el conector en la dirección deseada.*
- ✓ An assortment of the 5 most popular sizes of interchangeable fittings.  
*Un surtido de los 5 tamaños más populares de boquillas.*

Part No.	Description
CTP8F9866	GREASE GUN KIT

## GREASE PUMP



### Features and Specifications:

- ✓ The gauge of the sheet metal is thicker to giving optimum strength to the structure of the tank.  
*El espesor del metal es mas grueso para dar más fuerza y resistencia a la estructura del tanque.*
- ✓ The piston pump is attached to the tank by four screws and four nuts that are located inside the tank to make it more resistant.  
*La bomba del pistón esta reforzada con 4 tornillos y 4 tuercas que se encuentran dentro del tanque para que esté más fija.*
- ✓ Equipped with rubber gaskets by the piston and by the filler cap to prevent leakage.  
*Viene con juntas en la sección de la bomba de pistón y en la tapa de llenado para evitar derrame.*
- ✓ Pressure can go from 3000 to 5000 psi with just a few strokes.  
*La presión varía de 3000 hasta 5000 psi.*
- ✓ Includes hose and replacement fittings. *Incluye la manguera y las boquillas.*
- ✓ 20 Kgs Capacity. *Capacidad de hasta 20 Kg.*

Part No.	Description
7H1680	GREASE PUMP

## CRIMPING TOOL



Use this crimping tool to crimp contact terminals part numbers 1908900 and 1753700.

Part No.	Engine Model/Application
1U5804	CRIMPING TOOL FOR CONNECTORS

To see more about our Terminal Connector Kits go to page 41.

## STRAP WRENCH



Provides quick, efficient service when removing or installing all spin-on type fuel and oil filters.

Part No.	Engine Model/Application
1853630	WRENCH

To see the listing of Fuel and Oil filters available please see pages 66-67.

## TETRA GAUGE

(Performs four gauge functions)



Part No.	Hose Length (inch)	Pressure		
		Low	Med.	High
6V7830	36	0-150 psig	0-600 psig	0-5000 psig

## ASSORTMENT KITS

The CTP Assortment Kits are the fast, easy, and most economical way to ensure you have the right part in-hand when needed. The kits include all of the popular O-Rings (Nitrile, Viton, & Silicone), D-Rings assortments and our most requested electrical connectors and lubrication fitting assortments. The kits cover a multitude of size and applications in a durable reusable container. The kits offer the same material, grade, and finish as the original, for proper fit and function.

### O-RING KITS



Part No.	Description	Kit Contents
CTP0057	O-RING KIT- NITRILE	54 SIZES, 223 SEALS - NITRILE
CTP0157	O-RING KIT - SILICONE	54 SIZES, 223 SEALS - SILICONE

Part No.	Description	Kit Contents
CTP0257	O-RING KIT - VITON	54 SIZES, 223 SEALS - VITON
CTPSN75	O-RING KIT	30 SIZES, 382 SEALS
CTPMN70	O-RING KIT METRIC	30 SIZES, 382 SEALS
4C4782	O-RING KIT	32 SIZES, 580 SEALS
4C8253	O-RING KIT	32 SIZES, 149 SEALS
1400686H91	O-RING KIT KOMATSU®	18 SIZES, 320 SEALS
1400688H91	O-RING KIT KOMATSU®	19 SIZES, 288 SEALS
4C4784	D'RING SEAL KIT	9 SIZES, 80 SEALS
4C4788	O-RING SEAL KIT METRIC	10 SIZES, 125 SEALS
4C5859	O RING KIT	8 SIZES, 120 SEALS
2701540	SEAL KIT	12 SIZES, 150 SEALS
2710459	KIT-O-RING FKM	16 SIZES, 80 SEALS
2710460	KIT-O-RING FKM	13 SIZES, 65 SEALS
959007	O'RING KIT/SILICONE	53 SIZES, 227 SEALS
1400690H91	O-RING KIT KOMATSU®	20 SIZES, 81 HI TEMP SEALS
1400693H91	O-RING KIT KOMATSU®	13 SIZES, 260 SEALS



### ELECTRICAL KITS

Part No.	Application	Machine Model
1753700	ELECTRICAL CONNECTOR KIT	DT SERIES, 370 PCS
1908900	ELECTRICAL CONNECTOR KIT	HD SERIES, 207 PCS
1409944	ELECTRICAL TERMINAL KIT	11 SIZES, 205 PCS & CRIMPING TOOL












### LUBRICATION KITS









Part No.	Application	Machine Model
CTPGF1	GREASE FITTING SET	8 SIZES, 116 PCS
CTP8F9866	GREASE GUN KIT	GREASE GUN & 60 ASSORTED FITTINGS

Part numbers are used for reference purposes only.

Costex Tractor Parts Copyright © 2023. All rights reserved.

**OTHER TOOLS & SUPPLIES AVAILABLE**

Part No.	Description	
1U7234	FEELER GAUGE	
5F4764	PRY BAR	
1476456	REMOVAL TOOL	
9S9150	CRIMPING TOOL	
1516320	PIN SOCKET REMOVAL TOOL	
BIN32	CORRUGATE BIN	
BIN33	YELLOW METAL BIN	
CTPCU1	CTP CUTTER	
CTPTAPE	CTP MEASURING TAPE (5 METERS)	

Part No.	Description	
HANDWIPE	HAND CLEANER TOWEL (100 UNITS PER BOX)	
CTPTOOL	SMALL MULTI TOOL	
ORINGPICK	O-RING PICK (SOLD IN PACKS OF 5)	
CTPGAUGE	NUT AND BOLT MEASURING GAUGE	
CTPGAUGE-LD	NUT AND BOLT MEASURING GAUGE FOR LARGE DIAMETERS	
LGAUGE-INCH	NUT AND BOLT MEASURING GAUGE(INCHES)	
LGAUGE-MET	NUT AND BOLT MEASURING GAUGE(METRIC)	
PICKUPTOOL	MAGNETIC PICK UP TOOL	



**COLLECTIBLE REPLICAS**

**CATERPILLAR®**

**CAT® 390F L HYDRAULIC EXCAVATOR**

The latest Commemorative series is of the legendary Cat 390F L Hydraulic excavator in a special gunmetal finish.

<b>Part No.</b>	C85547
<b>Scale</b>	1:50




Packaged in a top-quality; flip-top display package with mirror base and engravable nameplate.

**CAT® D11T TRACK-TYPE TRACTOR**

Commemorative series of the legendary Cat D11T Track-Type Tractor is presented in a rich copper finish.

<b>Part No.</b>	C85517
<b>Scale</b>	1:50



Packaged in a top-quality; flip-top display package with mirror base and engravable nameplate.



**CAT® 18M3 MOTOR GRADER**

<b>Part No.</b>	C85522
<b>Scale</b>	1:50



A Limited edition special paint scheme of the Cat 18M3 Motor Grader in black onyx finish.



**High Line Series**

The High Line Series models are housed in full-color-printed metal boxes and nestled in soft foam cushioning.



**CAT® D11T** TRACK-TYPE TRACTOR

Part No. C85212  
Scale 1:50



**CAT® 793F** MINING TRUCK

Part No. C85273  
Scale 1:50



**CAT® D10T** TRACK-TYPE TRACTOR

Part No. C85158  
Scale 1:50



**CAT® 432F2** SIDE SHIFT BACKHOE LOADER

Part No. C85249  
Scale 1:50



**CAT® D7ET** TRACK-TYPE TRACTOR

Part No. C85224  
Scale 1:50



**CAT® 336D L** HYDRAULIC EXCAVATOR

Part No. C85241  
Scale 1:50



**CAT® 613G** WHEEL TRACTOR SCRAPER

Part No. C85235  
Scale 1:50



The Core Classics Series models' Packaging is reminiscent of the "plain brown" parts boxes that owners and operators are familiar with.



Accurately scaled operator figure in each model's cabin provides an instant "human scale" reference to the real machine's size.



**CAT® 950H** WHEEL LOADER

Part No. C85196 Scale 1:50



**CAT® 777D** OFF-HIGHWAY TRUCK

Part No. C85104 Scale 1:50



**CAT® 725** ARTICULATED DUMP TRUCK

Part No. C85073 Scale 1:50



**CAT® CT660** DUMP TRUCK

Part No. C85290 Scale 1:50



**CAT® 323D L HYD.** EXCAVATOR HAMMER

Part No. C85280 Scale 1:50



**CAT® 140H** MOTOR GRADER

Part No. C85030 Scale 1:50



**CAT® 5110B** HYDRAULIC EXCAVATOR

Part No. C85098 Scale 1:50



**CAT® 320D L** HYDRAULIC EXCAVATOR

Part No. C85214 Scale 1:50



**CAT® 272C** SKID STEER LOADER

Part No. C85167 Scale 1:32



**CAT® 299C** MOTOR GRADER

Part No. C85226 Scale 1:32



**CAT® 330D L** HYDRAULIC EXCAVATOR

Part No. C85277 Scale 1:50



**CAT® 365C** FRONT SHOVEL

Part No. C85160 Scale 1:50



**CAT® G3516** GAS ENGINE

Part No. C85238 Scale 1:25



**CAT® 3516 ENGINE GENERATOR** 3-PIECE SET

Part No. C85100 Scale 1:25

Part numbers are used for reference purposes only.

Costex Tractor Parts Copyright © 2023. All rights reserved.



**HM400-5** ARTICULATED DUMP TRUCK

Part No. C503347  
Scale 1:50



**PC360LC-11** EXCAVATOR

Part No. C503361  
Scale 1:50



**PC210LC-11** EXCAVATOR

Part No. C600326  
Scale 1:64



**WA500-7** WHEEL LOADER

Part No. C503262  
Scale 1:50



**D65EX-17** SIGMADOZER WITH RIPPER

Part No. C503245  
Scale 1:50



**GD655-5** MOTOR GRADER WITH RIPPER

Part No. C503264  
Scale 1:50



**PC138USLC-11** EXCAVATOR

Part No. C503360  
Scale 1:50



**D155AX-8** SIGMADOZER WITH RIPPER

Part No. C600325  
Scale 1:50



# PROMOTIONAL MERCHANDISE



## APPAREL

Part No.	Description	
CTPSH021	SMALL MEN'S DRY FIT BLACK POLO	
CTPSH022	MEDIUM MEN'S DRY FIT BLACK POLO	
CTPSH023	LARGE MEN'S DRY FIT BLACK POLO	
CTPSH024	X-LARGE MEN'S DRY FIT BLACK POLO	
CTPSH025	2X-LARGE MEN'S DRY FIT BLACK POLO	
CTPSH026	3X-LARGE MEN'S DRY FIT BLACK POLO	
CTPSH027	4X-LARGE MEN'S DRY FIT BLACK POLO	
CTPPOL001	X-SMALL LADIES 3/4 SLEEVE BLACK SHIRT	
CTPPOL002	SMALL LADIES 3/4 SLEEVE BLACK SHIRT	
CTPPOL003	MEDIUM LADIES 3/4 SLEEVE BLACK SHIRT	
CTPPOL004	LARGE LADIES 3/4 SLEEVE BLACK SHIRT	
CTPPOL005	X-LARGE LADIES 3/4 SLEEVE BLACK SHIRT	
CTPT-SH01	SMALL BLACK CTP T-SHIRT	
CTPT-SH02	MEDIUM BLACK CTP T-SHIRT	
CTPT-SH03	LARGE BLACK CTP T-SHIRT	
CTPT-SH04	X-LARGE BLACK CTP T-SHIRT	
CTPT-SH05	2X-LARGE BLACK CTP T-SHIRT	
CTPT-SH06	3X-LARGE BLACK CTP T-SHIRT	
CTPT-SH07	4X-LARGE BLACK CTP T-SHIRT	
UTSHIRT11	SMALL MEN'S BLACK T-SHIRT	 <b>FRONT</b>
UTSHIRT12	MEDIUM MEN'S BLACK T-SHIRT	
UTSHIRT13	LARGE MEN'S BLACK T-SHIRT	
UTSHIRT14	X-LARGE MEN'S BLACK T-SHIRT	
UTSHIRT15	2X-LARGE MEN'S BLACK T-SHIRT	
UTSHIRT16	3X-LARGE MEN'S BLACK T-SHIRT	
		 <b>BACK</b>



Part No.	Description	
LTSHIRT11	SMALL LADIES BLACK T-SHIRT	 <p>FRONT</p>  <p>BACK</p>
LTSHIRT12	MEDIUM LADIES BLACK T-SHIRT	
LTSHIRT13	LARGE LADIES BLACK T-SHIRT	
LTSHIRT14	X-LARGE LADIES BLACK T-SHIRT	
JACKET02	SMALL WATERPROOF JACKET	
JACKET03	MEDIUM WATERPROOF JACKET	
JACKET04	LARGE WATERPROOF JACKET	
JACKET05	X-LARGE WATERPROOF JACKET	
CTPJACKET01	X-SMALL WINTER JACKET	
CTPJACKET02	SMALL WINTER JACKET	
CTPJACKET03	MEDIUM WINTER JACKET	
CTPJACKET04	LARGE WINTER JACKET	
CTPJACKET05	X-LARGE WINTER JACKET	
CTPJACKET06	2X-LARGE WINTER JACKET	
CTPJACKET07	3X-LARGE WINTER JACKET	
CTPJACKET08	4X-LARGE WINTER JACKET	
SWEATER01	X-SMALL GRAY SWEATER	
SWEATER02	SMALL GRAY SWEATER	
SWEATER03	MEDIUM GRAY SWEATER	
SWEATER04	LARGE GRAY SWEATER	
SWEATER05	X-LARGE GRAY SWEATER	
SWEATER06	2X-LARGE GRAY SWEATER	
SWEATER07	3X-LARGE GRAY SWEATER	
SWEATER08	4X-LARGE GRAY SWEATER	

## SAFETY |



Part No.	Description	
VEST01	MEDIUM REFLECTIVE VEST	
VEST02	LARGE REFLECTIVE VEST	
VEST03	X-LARGE REFLECTIVE VEST	
VEST04	2X-LARGE REFLECTIVE VEST	
REFLT01	SMALL REFLECTIVE LONG SLEEVE SHIRT	 <p>FRONT</p>  <p>BACK</p>
REFLT02	MEDIUM REFLECTIVE LONG SLEEVE SHIRT	
REFLT03	LARGE REFLECTIVE LONG SLEEVE SHIRT	
REFLT04	X-LARGE REFLECTIVE LONG SLEEVE SHIRT	
REFLT05	2X-LARGE REFLECTIVE LONG SLEEVE SHIRT	
COVERALL01	SMALL MECHANIC COVERALL	
COVERALL02	MEDIUM MECHANIC COVERALL	
COVERALL03	LARGE MECHANIC COVERALL	
COVERALL04	X-LARGE MECHANIC COVERALL	
COVERALL05	2X-LARGE MECHANIC COVERALL	
COVERALL06	3X-LARGE MECHANIC COVERALL	
MECHANICSHIRT01	SMALL MECHANIC SHIRT	
MECHANICSHIRT02	MEDIUM MECHANIC SHIRT	
MECHANICSHIRT03	LARGE MECHANIC SHIRT	
MECHANICSHIRT04	X-LARGE MECHANIC SHIRT	
MECHANICSHIRT05	2X-LARGE MECHANIC SHIRT	
MECHANICSHIRT06	3X-LARGE MECHANIC SHIRT	
CTPFACEMASK	BLACK FACE COVERING	
CTPSAFETYGLASSES	ANSI CERTIFIED SAFETY GLASSES	

Part No.	Description	
CTPGLOVE1	MEDIUM LEATHER GLOVES WITH EXTRA PADDING AND COMFORTABLE GRIP	
CTPGLOVE2	LARGE LEATHER GLOVES WITH EXTRA PADDING AND COMFORTABLE GRIP	
CTPGLOVE3	X-LARGE LEATHER GLOVES WITH EXTRA PADDING AND COMFORTABLE GRIP	
CTPGLOVE4	2X-LARGE LEATHER GLOVES WITH EXTRA PADDING AND COMFORTABLE GRIP	
CTPGLOVE5	3XL LEATHER GLOVES WITH EXTRA PADDING AND COMFORTABLE GRIP	







## CAPS |

Part No.	Description	
CAPBYM	BLACK AND YELLOW MESH HAT WITH BLACK CTP LOGO	
CAPBW	BLACK HAT YELLOW STITCHING WITH WHITE CTP LOGO	
CAPCY	CAMOUFLAGE HAT WITH YELLOW CTP LOGO	
CAPGR	GRAY HAT WITH WHITE CTP LOGO	
CTPVISOR	BLACK VISOR WITH YELLOW CTP LOGO	
CTPBEANIE	GRAY / BLACK REVERSIBLE BEANIE	





## BAGS |

Part No.	Description	
CTPBAG2	YELLOW CTP BEACH BAG	
CTPBAG5	PLASTIC CTP BAG (SOLD IN PACKS OF 50)	

Part numbers are used for reference purposes only.

Part No.	Description	
CTPBAG4	BLACK NYLON CTP BRIEFBAG	
CTPBAG7	DUAL BACKPACK AND BRIEFBAG	
CTPBAG8	FOLDABLE BACKPACK	
CTPBAG9	GRAY BACKPACK	
CTPDUFFEL	CTP DUFFEL BAG	
TOOLBAG	CTP TOOL BAG	

## TRAVEL |

Part No.	Description	
BRIEFCASE	CARRY-ON BRIEFCASE WITH WHEELS	
LTAG01	BLACK LEATHER LUGGAGE TAG	
LTAG02	BROWN LEATHER LUGGAGE TAG	
LTAG03	PINK LEATHER LUGGAGE TAG	

Costex Tractor Parts Copyright © 2023. All rights reserved.





## FASHION |

Part No.	Description	
WATCHMENBK	BLACK WATCH FOR MEN	
WATCHMENBG	BROWN WATCH FOR MEN	
WATCHLADIESBG	BROWN WATCH FOR LADIES	
WATCHLADIESGR	GRAY WATCH FOR LADIES	
CTPWALLET1	BLACK LEATHER WALLET	
CTPWALLET2	BROWN LEATHER WALLET	
CARDHOLDER1	BROWN BUSINESS CARD HOLDER	
CARDHOLDER2	BLACK BUSINESS CARD HOLDER	
MICROFIBER TOWEL1	CTP MICRO-FIBER TOWEL	

## OFFICE SUPPLIES |

Part No.	Description	
ADM001	YELLOW AND BLACK BIC PEN WITH CTP LOGO (SOLD IN PACKS OF 25)	
CTPPENCIL	BLACK PENCIL WITH CTP LOGO (SOLD IN PACKS OF 8)	
CTPPEN2	EXECUTIVE PEN (BLUE INK)	
CTPPEN3	EXECUTIVE PEN (BLACK INK)	
PAD1	CTP MOUSEPAD	
MAGNIFIER	ACRYLIC DOME MAGNIFIER ZOOM 3X THE SIZE	
MEMOCUBE	MEMO PADS CUBE	
NOTEBOOK1	CTP NOTEBOOK BLACK COVER	
NOTEPAD	SMALL NOTE PAD FOR MEETINGS	
NOTEPAD2	POCKET SIZE NOTE PAD	

Part No.	Description	
CALC02	YELLOW CTP CALCULATOR	
CALC03	WHITE CTP CALCULATOR	
CALC04	GRAY CTP CALCULATOR	
CTPL01	CTP LETTER OPENER	
KEYCHAIN1	SILVER KEYCHAIN WITH BOTTLE OPENER	
LAN	CTP LANYARDS WITH ADJUSTABLE STRAP	
COUNTERMAT	CTP LAMINATED COUNTERMAT (DOUBLE-SIDED)	
CTPOVERVIEW	CTP PRODUCT LINE OVERVIEW	
GETCATALOG	GROUND ENGAGING TOOLS CATALOG	
F-720-076	ABC GASKET KIT BOOKLET	

Part numbers are used for reference purposes only.





## DRINKWARE |


Part No.	Description	
CTPMUGBK	BLACK 15 OZ. STAINLESS STEEL TRAVEL MUG	
CTPMUGCAFE	YELLOW 15 OZ. STAINLESS STEEL TRAVEL MUG	
CUP03	12 OZ. STAINLESS STEEL CUP	
WATERBOTTLE	17 OZ. STAINLESS STEEL WATER BOTTLE	
WATERBOTTLE 1	33 OZ. STAINLESS STEEL WATER BOTTLE	
CTPKOOZIE1	BLACK KOOZIE FOR DRINKS	
CTPKOOZIE2	CAMO KOOZIE FOR DRINKS	
CUPCOASTER	CUP COASTER	

Costex Tractor Parts Copyright © 2023. All rights reserved.




## RAIN GEAR

Part No.	Description	
UMBRELLA	GOLF SIZE UMBRELLA	
CTPPONCHO	CTP REUSABLE PONCHO	


## STICKERS






Part No.	Description	
CTPSK002	4" CTP STICKER (SOLD IN PACKS OF 250)	

## GADGETS


Part No.	Description	
USBPEN	16GB USB PEN DRIVE AND LASER POINTER	
USBKEYCHAIN	16GB USB DRIVE KEYCHAIN	
UTADAPTER	UNIVERSAL TRAVEL ADAPTER WITH DUAL USB	

## MISCELLANEOUS ITEMS



Part No.	Description	
YOGAMAT	REVERSIBLE BLACK GRAY	

Part No.	Description	
CTPFLASHLIGHT01	HEAVY-DUTY FLASHLIGHT	
STOOL	BLACK STOOL WITH CTP LOGO	
CTPTRASHCAN01	120L (32GL) TRASH CAN	
CTPCARPET	BLACK CARPET 36" X 60"	
CTPFLAPS	MUD FLAPS FOR TRUCKS (SOLD IN PAIRS)	

## SIGNS

Part No.	Description	
CTPSIGNS	CTP SMALL SIGN	
CTPSIGNL	CTP LARGE SIGN	
LIGHTSIGN	CTP LIGHT SIGN	

## SEASONAL ITEMS

Part No.	Description	
CAL05	DESKTOP CALENDAR	
CALWALL1	WALL CALENDAR	

## FREDDY THE FILTER

Part No.	Description	
FREDDYSHIRTLGR1	SMALL LADIES FREDDY T-SHIRT GRAY	
FREDDYSHIRTLGR2	MEDIUM LADIES FREDDY T-SHIRT GRAY	
FREDDYSHIRTLGR3	LARGE LADIES FREDDY T-SHIRT GREY	
FREDDYSHIRTLGR4	X-LARGE LADIES FREDDY T-SHIRT GRAY	
FREDDYSHIRTLBK1	SMALL LADIES FREDDY T-SHIRT BLACK	
FREDDYSHIRTLBK2	MEDIUM LADIES FREDDY T-SHIRT BLACK	
FREDDYSHIRTLBK3	LARGE LADIES FREDDY T-SHIRT BLACK	
FREDDYSHIRTLBK4	X-LARGE LADIES FREDDY T-SHIRT BLACK	
FREDDYSHIRTMGR1	SMALL MEN'S FREDDY T-SHIRT GRAY	
FREDDYSHIRTMGR2	MEDIUM MEN'S FREDDY T-SHIRT GRAY	
FREDDYSHIRTMGR3	LARGE MEN'S FREDDY T-SHIRT GRAY	
FREDDYSHIRTMGR4	X-LARGE MEN'S FREDDY T-SHIRT GRAY	
FREDDYSHIRTMGR5	2X-LARGE MEN'S FREDDY T-SHIRT GRAY	
FREDDYSHIRTMGR6	3X-LARGE MEN'S FREDDY T-SHIRT GRAY	
FREDDYSHIRTMBK1	SMALL MEN'S FREDDY T-SHIRT BLACK	
FREDDYSHIRTMBK2	MEDIUM MEN'S FREDDY T-SHIRT BLACK	
FREDDYSHIRTMBK3	LARGE MEN'S FREDDY T-SHIRT BLACK	
FREDDYSHIRTMBK4	X-LARGE MEN'S FREDDY T-SHIRT BLACK	
FREDDYSHIRTMBK5	2X-LARGE MEN'S FREDDY T-SHIRT BLACK	
FREDDYSHIRTMBK6	3X-LARGE MEN'S FREDDY T-SHIRT BLACK	

Part No.	Description	
FREDDYSHIRTKPK1	SMALL YOUTH FREDDY T-SHIRT PINK	
FREDDYSHIRTKPK2	MEDIUM YOUTH FREDDY T-SHIRT PINK	
FREDDYSHIRTKPK3	LARGE YOUTH FREDDY T-SHIRT PINK	
FREDDYSHIRTKGR1	SMALL YOUTH FREDDY T-SHIRT GRAY	
FREDDYSHIRTKGR2	MEDIUM YOUTH FREDDY T-SHIRT GRAY	
FREDDYSHIRTKGR3	LARGE YOUTH FREDDY T-SHIRT GRAY	
FREDDYPLUSHS	FREDDY PLUSH TOY SMALL 7" (20CM)	
FREDDYPLUSHL	FREDDY PLUSH TOY LARGE 19" (50CM)	
FREDDYSTRESSBALL	FREDDY STRESS BALL TOY	
FREDDYCOLORINGBOOK	FREDDY THE FILTER COLORING & ACTIVITY BOOK (20 PAGES)	
MICROFIBERTOWEL2	FREDDY THE FILTER MICROFIBER TOWEL	
BEACHTOWEL	FREDDY THE FILTER DOUBLE SIDED BEACH TOWEL	
PAD2	CTP MOUSE PAD FREDDY DESIGN	
FREDDYPENCIL	CTP FREDDY PENCIL (SOLD IN PACKS OF 8)	





# INDEX

<b>A</b>	A/C Accumulators	180
	A/C Compressor	178
	A/C Compressor Parts	178
	A/C Compressors For Komatsu®	178
	A/C Parts	180
	A/C Receiver Dryers	179
	A/C Receiver Dryers For Komatsu®	179
	ABC Gaskets Program	409
	Actuators For Governors	314
	Adapter For Komatsu® Excavator	320
	Adapters	353
	Adapters For Excavator/Backhoe/Scrapers	319
	Adapters For Loaders	321
	Advanced Efficiency Oil Filters	380
	Aftercooler Air Hoses	93
	Air Compressor Blocks & Crankshafts	125
	Air Compressor Governors	125
	Air Compressor Head Assemblies	125
	Air Compressor Miscellaneous Parts	126
	Air Compressor Piston & Rings	124
	Air Compressor Repair Kits	124
	Air Filter Indicators	293
	Air Filters	285
	Air Filters For Komatsu®	290
	Air Inlet Pre-Screen	305
	Air Pressure Gauges	141
	Air Starting Motors / Ingersoll Rand®	216
	Air Starting Motors Parts / Ingersoll Rand®	216
	Alarms & Horns	180
	Alternator Brushes	184
	Alternators	175
	Alternators For Komatsu®	177
	Amber Led	190
	Apparel	441
	Arm GP (Pins)	427
	Armatures	181
	Articulated Truck Glass	133
	Assembled Cylinder Heads	268
	Assortment Kits	435
	Axle GP (Pins)	426
<b>B</b>	Backhoe Wheels	424
	Backhoe Loader Glass	129
	Backhoe Loader Pads	424
	Bags	443
	Balance Shaft Bushings	245
	Ball Joint	358

	Bar GP (Pins)	426
	Battery Post Terminals	185
	Bearing Sleeves	21
	Bearings	18
	Bearings	42
	Belt Tensioners	88
	Belts By Size	83
	Bevel Gears & Gear Sets	399
	Bit Cutters	349
	Bit Cutters Reference Chart	350
	Blade GP (Pins)	426
	Blade Type Fuses	186
	Blade Type Mini Fuses	186
	Bogie Major	413
	Bogie Minor	413
	Bogies	413
	Bolt On Center Adapter 2 Holes	329
	Bolt On Center Adapters 3 Holes	330
	Bolt-On Corner Adapters	329
	Bolt-On Uni-Tooth	329
	Bolts	354
	Bonnets	354
	Boom GP (Pins)	426
	Brake Actuator Kits	107
	Brake Actuators	107
	Brake Band Lining Kits	111
	Brake Discs	112
	Brake Discs For Komatsu®	112
	Brake Lining	110
	Brake Pads	110
	Brake Pedals	108
	Brake Pedals & Valves	108
	Brake System Valves	108
	Braking System Cables	432
	Braking System Repair Kits	107
	Braking Systems Parts	107
	Bronze Wear Strips	416
	Brush Kits For Starter Motors	183
	Brushes	183
	Buckets (Excavators)	352
	Bucket Corner Shrouds	327
	Bucket GP (Pins)	426
	Bucket Side Bar Protectors	326
	Bucket Wear Plate	327
	Bulldozer Glass	130
	Bushings	30
	Bushings (Hardware)	355
	Bushings For Komatsu®	41
<b>C</b>	C Series Head Bolts	270
	C Series Turbochargers	16
	Cabin Air Filters	291
	Cabin Air Filters For Komatsu®	293
	Cabin Glass	129
	Cable Terminals	185
	Cables For Electrical & Starting Systems	433
	Cables For Fuel System	433
	Cables For Lock System	433
	Camshaft Bushings	244
	Camshaft Thrust Plate	245
	Camshafts	246
	Camshafts For Komatsu®	248
	Capillary Switches	206
	Caps	443
	Carriers	401
	Carriers For Komatsu®	403
	Cartridge Type Fuses	186
	Caterpillar® Collectible Replicas	437
	Chocky Bars & Wear Buttons	350

	Circuit Breakers	182
	Clamps	95
	Clamp-V Band	99
	Cleaner Bars	328
	Clutch Discs	118
	Combination Pedal & Valves	108
	Combustion Exhaust Spark Plug	187
	Compact Track Loaders (Tracks)	429
	Compactor Caps	328
	Composite Bearings	20
	Connecting Rod Bearing Kits	242
	Connecting Rod Bearings	236
	Connecting Rod Bushings	243
	Connecting Rod Kits	263
	Connecting Rods	263
	Connectors	354
	Control GP - Bucket	425
	Coolant Temperature Gauges	137
	Coolant Temperature Mechanical Gauges	138
	Cotter Pins	355
	Crankshaft Bushings (Front Main Bushing)	234
	Crankshaft Thrust Plate / Washer	234
	Crankshafts	224
	Crimping Tool	435
	Custom Engines	220
	Cutting Edges	337
	Cutting Edges / Wheel Loader	345
	Cutting Edges / Wheel Tractor Scraper	348
	Cutting Edges / Backhoe Loader	337
	Cutting Edges / Dozer	338
	Cutting Edges / Excavator	342
	Cutting Edges / Motor Grader	342
	Cutting Edges / Skid Steer Loader	344
	Cutting Edges For Komatsu® Dozer	341
	Cutting Edges For Komatsu® Wheel Loader	348
	Cylinder & MTG GP (Pins)	426
	Cylinder Head Assemblies For Komatsu®	268
	Cylinder Heads	266
<b>D</b>	D Series Turbochargers	17
	Deutsch™ DT Series Connectors	186
	Deutsch™ HD20 Series	186
	Diesel Fuel Lift Pumps	313
	Differential Discs	118
	Double Flange (Rollers)	414
	Dowels	355
	Drinkware (CTP® Store)	445
	Drive Axle Discs	118
	Drive Motors	372
	Driving & Traffic Lights	188
	Drums	403
	Dry Engine Liners	249
	Dry Engine Liners For Komatsu®	250
	Dry Liners / Sleeves With No Flange	250
	Dry Liners / Sleeves With No Flange For Komatsu®	250
	Dual Valves Springs	278
	Dump Pumps	383
<b>E</b>	Edge Segments - Half Arrow	334
	Electrical Fuses	186
	Electrical Gauges	142
	Electrical Kits	435
	Electrical Lift Pump	314
	Electrical Solenoids	209
	Electrical Terminal Kits	185
	Electrical Terminals	185

	End Bit & Hardware	331
	End Bits For Komatsu®	334
	End Yokes	358
	Engine Bearings	225
	Engine Blocks	220
	Engine Ferrules & Seals	283
	Engine Mounts	283
	Engine Oil Cooler Hoses	94
	Engine Oil Coolers	155
	Engine Oil Filters	294
	Engine Oil Filters For Komatsu®	295
	Engine Oil Pumps	264
	Engine Oil Pumps For Komatsu®	266
	Engine Valve Guides	273
	Engine Valve Rotocoils	281
	Engine Valve Springs	278
	Engine Valves	271
	Equalizer Bars	413
	Excavator Buckets	352
	Excavator - Material Handler Glass	131
	Excavator Couplings	384
	Excavator Gears	406
	Excavator Glass	130
	Exhaust Manifolds	2
	Exhaust Pipes	7
	Exhaust Pipes For Komatsu®	11
<b>F</b>	Fan Adapters	164
	Fan Drives	164
	Fan Guards	165
	Fan Parts	164
	Fashion (Wallets and Watches)	444
	Final Drive & Swing Components	406
	Final Drive Discs	118
	Final Drive For Excavator	405
	Fire Resistant Oil Filters	382
	Flanges	384
	Flashing Rotating Warning Lights	191
	Flush Mount Adapters	331
	Folded Core Radiators	160
	Frame And Body Cables	433
	Frame Assemblies	413
	Frame GP (Pins)	426
	Freddy The Filter (CTP® Store)	447
	Friction Discs	112
	Friction Discs & Plates For Komatsu®	120
	Friction Discs For Komatsu®	114
	Fuel Additive	314
	Fuel Caps	146
	Fuel Caps For Komatsu®	147
	Fuel Filter Screens	304
	Fuel Filters	299
	Fuel Filters For Komatsu®	303
	Fuel Injection System	308
	Fuel Injectors	309
	Fuel Injectors Remanufactured	312
	Fuel Level Gauges	142
	Fuel Line Assemblies	310
	Fuel Line Assemblies For Komatsu®	311
	Fuel Line Clamps	104
	Fuel Pressure Gauges	140
	Fuel Pump & Water Separator Fuel Filters	304
	Fuel Shutoff Electrical Solenoids For Komatsu®	209
	Fuel Shutoff Solenoids	208
	Fuel System Governors	187
	Fumes Disposal Hoses	94
<b>G</b>	G.E.T. Pins	324
	G.E.T. Pins For Komatsu®	325
	G.E.T. Retainers	325

	Gadgets (CTP® Store)	446
	Gas Engine Spark Plugs	187
	Gas Springs	143
	Gauges	137
	Gear Pumps	362
	Gear Pumps For Komatsu®	365
	Gears	399
	Glass Tube Fuses	187
	Governors	187
	Grease Fittings	356
	Grease Gun Kit	434
	Grease Pump	434
	Group Manifolds	3
	Guard GP (Pins)	426
<b>H</b>	Half Arrow Wear Plates	336
	Heavy Duty Adapters	330
	Heavy Nylon Locknuts	357
	High Performance Valves	272
	High Torque Hose Clamps	103
	High-Head Bolts	356
	Hitch GP (Pins)	426
	Horn Switches	203
	Horns (Air)	181
	Horns (Electrical)	181
	Hour Meter Gauge	139
	Hydraulic Cylinder Seal Kits	389
	Hydraulic Cylinder Seal Kits For Komatsu®	397
	Hydraulic Cylinders	372
	Hydraulic Cylinders for Backhoes & Excavators	377
	Hydraulic Hoses	384
	Hydraulic Motors	371
	Hydraulic Oil Filters (Filters)	296
	Hydraulic Oil Filters (Hydraulics)	379
	Hydraulic Oil Filters For Komatsu®	297
	Hydraulic Piston Rotating Groups	367
	Hydraulic Pumps	362
	Hydraulic Pumps For Komatsu®	369
	Hydraulic Steering Control Units	383
<b>I</b>	Idle Gear Bushings	246
	Idlers	414
	Ignition Switch Key (Replacement)	202
	Ignition Switches	201
	Ignition Switches (Keyed)	201
	Ignition Switches (Not Keyed)	202
	Inframe Overhaul Kits	220
	Inframe Overhaul Kits For Backhoe Applications	221
	Injectors (Fuel)	309
	Inlet & Exhaust Pipes	7
	Inlet Pipes	11
	Internal Oil Cooler Units	157
<b>K</b>	Komatsu® Collectible Replicas	440
	Komatsu® Oil Coolers	158
<b>L</b>	Lamp Assembly Kits	189
	Lamp Bulbs	190
	Lamp Groups	189
	Led Lamp Group	188
	Lifters	248
	Lifting Eyebolts	357
	Lighting	188
	Limit Switches	207
	Linear Actuators Parts	192
	Liner Kits For Komatsu®	251
	Liner Kits	250
	Liners	249
	Link Assemblies	422
	Linkage GP (Pins)	426
	Liquid Level & Flow Switch	206

	Liquid Level Sensors	193
	Liquid Level Sensors For Komatsu®	193
	Lock Nuts	357
	Lubrication Kits	435
<b>M</b>	Magnetic Switches	207
	Main Bearings	225
	Master Brake Cylinders	107
	Master Cylinders	107
	Mini Excavator Glass	131
	Mini Excavator Rollers	414
	Mirrors	145
	Mirrors For Komatsu®	146
	Miscellaneous Braking System Parts	109
	Miscellaneous Discs	119
	Miscellaneous Items (Promo Items)	446
	Motion Transfer Devices	358
	Motor Grader Glass	132
	Motor Grader Inserts	349
	Mounting GP (Pins)	426
	Mufflers	4
	Mufflers For Komatsu®	6
<b>N</b>	Needle Bearings	67
	Non-Metallic Strips (Nylon Wear Strips)	416
	Nozzles	309
	Nuts	357
<b>O</b>	Office Supplies	444
	Oil Cooler Bonnets	354
	Oil Cooler Transmission	354
	Oil Coolers	155
	Oil Filters	294
	Oil Pressure Gauges	140
	Oil Pressure Sensors For Komatsu®	196
	Oil Shields	282
	Oil Temperature Gauges	138
	Oil Temperature Mechanical Gauges	139
	Operator Cables	433
	O-Ring Kits	435
	Oversize Camshaft Bushing	245
	Oversize Valve Seat Inserts	278
	Oversized Crankshaft Thrust Plate / Washer	235
<b>P</b>	Pilots	120
	Pins	425
	Piston Kits	257
	Piston Pins	258
	Piston Pins For Komatsu®	259
	Piston Pumps	365
	Piston Pumps For Komatsu®	367
	Piston Rings	260
	Piston Ring Sets	262
	Piston Ring Sets & Components	261
	Piston Ring Sets For Komatsu®	263
	Pistons	252
	Pistons For Komatsu®	257
	Pivot Pins	427
	Plates For Komatsu®	121
	Plates For Steps	144
	Plunger / Manual Lift Pumps	313
	Plungers & Barrels	309
	Position Sensors	193
	Power Shift Control Discs	119
	Powertrain	115
	Powertrain Cables	433
	Pre-Combustion Chambers	270
	Premium Inframe Overhaul Kits	221
	Pressure Senders	143
	Pressure Sensing Switches	204
	Pressure Sensors	194
	Primary Air Filters	285







**NOTES**


**NOTES**






YOUR LOCAL DISTRIBUTOR:



\$ 12.99

COSTEX TRACTOR PARTS  
[WWW.COSTEX.COM](http://WWW.COSTEX.COM)